

Model Year 2016

Fuel Economy Guide



www.fueleconomy.gov



U.S. Department of Energy
Office of Energy Efficiency and Renewable Energy
U.S. Environmental Protection Agency



UPDATED: April 30, 2024



contents

- Using the *Fuel Economy Guide* / i
- Understanding the Guide Listings / 1
- Why Some Vehicles Are Not Listed / 1
- Vehicle Classes Used in This Guide / 2
- Tax Incentives and Disincentives / 2
- Why Consider Fuel Economy? / 2
- Fueling Options / 2
- Fuel Economy and Annual Fuel Cost Ranges for Vehicle Classes / 3
- Advanced Vehicle Technologies / 4
- Improve Your Fuel Economy / 4
- Fuel Economy Leaders / 5
- 2016 Model Year Vehicles / 6
- Diesel Vehicles / 29
- All-Electric Vehicles / 31
- Compressed Natural Gas Vehicles / 33
- Fuel Cell Vehicles / 33
- Plug-in Hybrid Electric Vehicles / 34
- Hybrid Electric Vehicles / 36
- Ethanol Flexible Fuel Vehicles / 38
- Index / 41

USING THE FUEL ECONOMY GUIDE

The U.S. Environmental Protection Agency (EPA) and U.S. Department of Energy (DOE) produce the *Fuel Economy Guide* to help car buyers choose the most fuel-efficient vehicle that meets their needs. The Guide is available for free in print and on the Web at www.fueleconomy.gov. For additional print copies, mail your request to: U.S. Government Publishing Office, Laurel Distribution Center, 8660 Cherry Lane, Laurel MD 20707, or enter your request electronically at <http://www.fueleconomy.gov/feg/contacts.shtml>.

Fuel Economy Estimates

The purpose of EPA's fuel economy estimates is to provide reliable estimates for comparing vehicles

Most vehicles in this Guide (other than plug-in hybrids) have three fuel economy estimates:

- A "city" estimate that represents urban driving, in which a vehicle is started in the morning (after being parked all night) and driven in stop-and-go traffic
- A "highway" estimate that represents a mixture of rural and interstate highway driving in a warmed-up vehicle, typical of longer trips in free-flowing traffic
- A "combined" estimate that represents a combination of city driving (55%) and highway driving (45%)

Estimates for all vehicles are based on laboratory testing under standardized conditions to allow for fair comparisons.

Flexible fuel vehicles (FFVs), which can use gasoline and E85, have estimates for both fuels. Plug-in hybrid electric vehicles (PHEVs) have estimates for (1) electric-only or blended electric and gasoline operation and (2) gasoline-only operation. PHEVs are discussed in more detail on page 34. For answers to frequently asked questions about fuel economy estimates, visit www.fueleconomy.gov.

Annual Fuel Cost Estimates

This Guide provides annual fuel cost estimates, rounded to the nearest \$50, for each vehicle. The estimates are based on the assumptions that you travel 15,000 miles per year (55% under city driving conditions and 45% under highway conditions) and that fuel costs \$3.65/gallon for regular unleaded gasoline, \$4.20 for mid-grade unleaded gasoline, and \$4.57/gallon for premium. Cost-per gallon assumptions for vehicles that use other fuel types are discussed at the beginning of those vehicle sections. The fuel costs were determined in advance to allow time for printing fuel economy labels; thus the Guide may not reflect current fuel prices.

Visit www.fueleconomy.gov to personalize fuel costs based on current fuel prices and your driving habits.

Your Fuel Economy Will Vary

EPA's fuel economy values are good estimates of the fuel economy a typical

driver will achieve under average driving conditions and provide a good basis to compare one vehicle to another. Still, your fuel economy may be slightly higher or lower than EPA's estimates. Fuel economy varies, sometimes significantly, based on driving conditions, driving style, and other factors.

To ensure that estimates are consistent across different makes and models, the EPA estimates are based on a standardized, repeatable testing procedure. These tests model an "average" driver's environment and behavior based on real world conditions, such as stop-and-go traffic.

However, it is impossible for a single test to predict fuel economy precisely for all drivers in all environments. For example, the following factors can lower your vehicle's fuel economy:

- Aggressive driving (hard acceleration and braking)
- Excessive idling, accelerating, and braking in stop-and-go traffic
- Cold weather (engines are more efficient when warmed up). This has a greater effect for short trips.
- Driving with a heavy load or with the air conditioner running
- Improperly tuned engine or under-inflated tires
- Driving on mountainous or hilly terrain
- High-performance or snow tires
- Use of remote starters

In addition, small variations in vehicle manufacturing can cause fuel economy variations in the same make and model, and some vehicles don't attain maximum fuel economy until they are "broken in" (around 3,000–5,000 miles).

With fuel-efficient driving techniques, drivers may also achieve better fuel economy than the EPA estimates. See "Improve Your Fuel Economy" on page 4 for tips on maximizing your fuel economy.

The EPA ratings are a useful tool for comparing vehicles because they are always done in precisely the same way under the same set of conditions. However, they may not accurately predict the fuel economy you will get. This is also true for annual fuel cost estimates. For more information on fuel economy ratings and factors that affect fuel economy, visit www.fueleconomy.gov.

UNDERSTANDING THE GUIDE LISTINGS

We hope you'll find the *Fuel Economy Guide* easy to use! Fuel economy and annual fuel cost data are organized by vehicle class (see page 2 for a list of classes). Within each class, vehicles are listed alphabetically by manufacturer and model.

Vehicle models with different features, such as engine size or transmission type, are listed as different vehicles. Engine and transmission attributes are shown in the first column under the model name.

Additional attributes needed to distinguish among vehicles (e.g., fuel type or suggested fuel grade) are listed in the "Notes" column. A legend for abbreviations is provided on page 6.

A "P" in the "Notes" column indicates that the manufacturer *recommends* that the vehicle be fueled with premium-grade

gasoline, and a "PR" indicates that the manufacturer *requires* premium. The higher price of premium fuel is reflected in the annual fuel cost of these vehicles.

The most fuel-efficient vehicles in each class and alternative fuel vehicles are indicated with special markings (see diagram below). Vehicles that can use more than one kind of fuel have an entry for each fuel type.

Interior passenger and cargo volumes are located in the index at the back of the Guide.

- Other vehicles with a GVWR of 8,500 pounds or more or a curb weight over 6,000 pounds

Therefore, manufacturers do not have to estimate their fuel economy, and fuel economy labels are not posted on their windows.

Also, fuel economy information on some vehicles was not available in time to be printed in the Guide. However, you can find more up-to-date information at www.fueleconomy.gov.

WHY SOME VEHICLES ARE NOT LISTED

Light-duty fuel economy regulations do not apply to

- Sport utility vehicles (SUVs) and passenger vans with a gross vehicle weight rating (GVWR) of more than 10,000 pounds—GVWR is the vehicle weight plus carrying capacity

Sample Vehicle Listing

(Not Actual Data)

Manufacturer Model Configuration (trans, eng size, cyl)	MPG		Annual Fuel Cost	GHG Rating	Notes
	Comb	City/Hwy			
CHEVROLET Spark EV					
A-1	119	128/109	\$500	10	EV
FIAT 500 Abarth					
A-6, 1.4L, 4cyl	27	24/32	\$1,850	6	P T
M-5, 1.4L, 4cyl	30	28/34	\$1,650	7	P T
MIDSIZE CARS					
CHRYSLER 200					
A-9, 2.4L, 4cyl	28	23/36	\$1,600	7	
A-9, 3.6L, 6cyl	23	19/32	\$2,300	5	
200 FFV					
A-9, 3.6L, 6cyl	23	19/32	\$1,950	5	Gas
	17	14/23	\$2,300	6	E85

Manufacturer

Model

The most fuel-efficient vehicle per class is listed in blue boldface type and marked with a blue pointer (▶).

EPA city & highway MPG estimates.
EXAMPLE:
128 MPG city; 109 MPG highway

Vehicle class

Transmission information:
type (A=automatic, A-S=automatic transmission-select shift, AV=continuously variable transmission, M=manual, etc.) followed by number of gears or speeds

Alternative fuel vehicles are highlighted by a blue bar, and those that can use two kinds of fuel, such as flexible fuel vehicles (FFVs), have an entry for each fuel type.

EPA combined city/highway MPG estimate based on 55% city and 45% highway driving

Compares the tailpipe greenhouse gas emissions to those of other vehicles of the same model year on a scale of 1 (worst) to 10 (best)

Additional information to help further identify the vehicle (e.g., engine and fuel system info) along with other useful information about taxes, required fuel grade, etc.
EXAMPLE: P=premium gasoline recommended, T=turbocharger

Estimated annual fuel cost, assuming 15,000 miles of travel a year (55% city and 45% highway) and an average fuel price

FFVs can run on gasoline or E85 (a mixture of 85% ethanol and 15% gasoline).

Engine size (in liters) followed by number of cylinders. EXAMPLE: 3.6-liter, 6-cylinder engine

VEHICLE CLASSES USED IN THIS GUIDE

CARS		TRUCKS	
Class	Passenger and Cargo Volume (cu. ft.)	Class	Gross Vehicle Weight Rating* (pounds)
TWO-SEATER CARS		PICKUP TRUCKS	
SEDANS		Small	Under 6,000
Minicompact	Under 85	Standard	6,000 to 8,500
Subcompact	85 to 99	VANS	
Compact	100 to 109	Passenger	Under 10,000
Midsize	110 to 119	Cargo	Under 8,500
Large	120 or more	MINIVANS	
STATION WAGONS		SPORT UTILITY VEHICLES	
Small	Under 130	Small	Under 6,000
Midsize	130 to 159	Standard	6,000 to 9,999
Large	160 or more	SPECIAL PURPOSE VEHICLES	
		Under 8,500	

*Gross vehicle weight rating = vehicle weight plus carrying capacity.

TAX INCENTIVES AND DISINCENTIVES

Federal Tax Credits

You may be eligible for a federal income tax credit of up to \$7,500 if you purchase a qualifying electric or plug-in hybrid vehicle in 2015-16.

Visit www.fueleconomy.gov for more information on qualifying models, credit amounts, and phase-out dates.

Gas Guzzler Tax

The Energy Tax Act of 1978 requires auto companies to pay a "gas guzzler" tax on the sale of cars with exceptionally low fuel economy. Such vehicles are identified in the Guide by the word "Tax" in the "Notes" column. In the dealer showroom, the words "Gas Guzzler" and the tax amount are listed on the vehicle's fuel economy label. The tax does not apply to light trucks.

WHY CONSIDER FUEL ECONOMY?

Save Money

You could save as much as \$1,200 in fuel costs each year by choosing the most fuel-efficient vehicle in a particular class. This can add up to thousands of dollars over a vehicle's lifetime. Fuel-efficient models come in all shapes and sizes, so you need not sacrifice utility or size.

Each vehicle listing in the *Fuel Economy Guide* provides an estimated annual fuel cost (see page i). The Find and Compare Cars tool at www.fueleconomy.gov features an annual fuel cost calculator that allows you to insert your local gasoline prices and typical driving conditions

(percentage of city and highway driving) to obtain the most accurate fuel cost information for your vehicle.

Reduce Oil Dependence Costs

Buying a more fuel-efficient vehicle can help reduce our dependence on petroleum. About a quarter of the oil used to produce the gasoline you put in your tank is imported. The United States uses about 19 million barrels of oil per day, of which over two-thirds is used for transportation. Oil dependence cost the U.S. economy around \$116 billion in 2014 alone.

Reduce Climate Change

Climate change is widely viewed as the most significant long-term threat to the global environment, as well as a substantial risk to human health. Human-made emissions of greenhouse gases (GHGs) are the major cause of most of the observed global warming over the last 50 years and into the future.

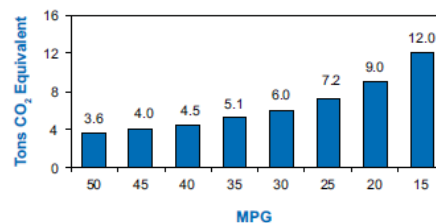
Burning fossil fuels such as gasoline and diesel releases GHGs into the atmosphere, contributing to global climate change. Highway vehicles account for about 23% (1.7 billion tons) of U.S. GHG emissions each year.

The average recent-model vehicle causes the release of 7 to 9 tons of tailpipe and upstream GHGs each year, most of which is carbon dioxide (CO₂). Unlike other forms of vehicle pollution, CO₂ emissions cannot be reduced by pollution control technologies. They can only be reduced by burning less fuel or by burning fuel that contains less carbon.

You can reduce your contribution to climate change by buying a vehicle with

better fuel economy. Switching from a vehicle that gets 20 miles per gallon (MPG) to one that gets 25 MPG can reduce GHG emissions by 1.8 tons per year.

Annual Greenhouse Gas Emissions by Vehicle MPG (gasoline vehicles)*



*Includes both tailpipe and upstream emissions.

You can also reduce your contribution to climate change by

- Getting the best fuel economy out of your car (see "Improve Your Fuel Economy" on page 4)
- Using a low-carbon fuel, such as electricity, from a renewable resource such as wind or hydropower
- Walking, biking, or taking public transit more often

FUELING OPTIONS

Ethanol Blends—E85 and E10

Ethanol is a domestically produced, renewable fuel made primarily from starch-based crops such as corn. It may also be made from "cellulosic biomass," such as crop residues and wood, but this is not yet done on a large scale. The use of ethanol as a vehicle fuel can reduce greenhouse gas (GHG) emissions and U.S. dependence on petroleum.

E10 is a blend of 10% ethanol and 90% gasoline and is legal for use in

any gasoline-powered vehicle. More than 95% of U.S. gasoline contains up to 10% ethanol to boost octane, meet air quality requirements, or satisfy the federal Renewable Fuel Standard. Vehicles typically go 3%–4% fewer miles on E10 compared to 100% gasoline because ethanol contains less energy than gasoline.

E85 is a high-level ethanol-gasoline blend containing 51%–83% ethanol, depending on the season and geographic location. Drivers can use E85 in flexible fuel vehicles (FFVs), which are specially designed to run on gasoline, E85, or any mixture of the two. FFVs are offered by several vehicle manufacturers. To determine whether your vehicle is an FFV, check the inside of your car's fuel filler door for an identification sticker or consult your owner's manual. More than 2,600 filling stations in the United States currently sell E85. Visit afdc.energy.gov/locator/stations to find stations near you.

FFVs typically experience a 15%–30% drop in fuel economy when operating on E85 instead of regular gasoline due

to ethanol's lower energy content and other factors, assuming gasoline typically contains about 10% ethanol. However, drivers should notice no degradation in performance.

Biodiesel

Biodiesel is a domestically produced renewable fuel manufactured from vegetable oils or animal fats for use in diesel vehicles. Using biodiesel in place of petroleum diesel can reduce GHG emissions and contributes to national energy security.

Biodiesel can be blended with petroleum diesel at any percentage. The most common biodiesel blend is B20, which contains 20% biodiesel and 80% petroleum diesel. B5 (5% biodiesel and 95% petroleum diesel) is another common blend. All vehicle manufacturers have approved biodiesel blends up to and including B5 for use in all diesel engines, and some have approved the use of blends up to B20 in a few recent model year vehicles. Keep in mind that using higher-level biodiesel blends may affect

your vehicle warranty. Check your owner's manual or with your vehicle manufacturer to determine the right blend for your vehicle.

Purchase commercial-grade biodiesel from a reputable dealer. Never refuel with recycled grease or vegetable oil that has not been converted to biodiesel. It will damage your engine.

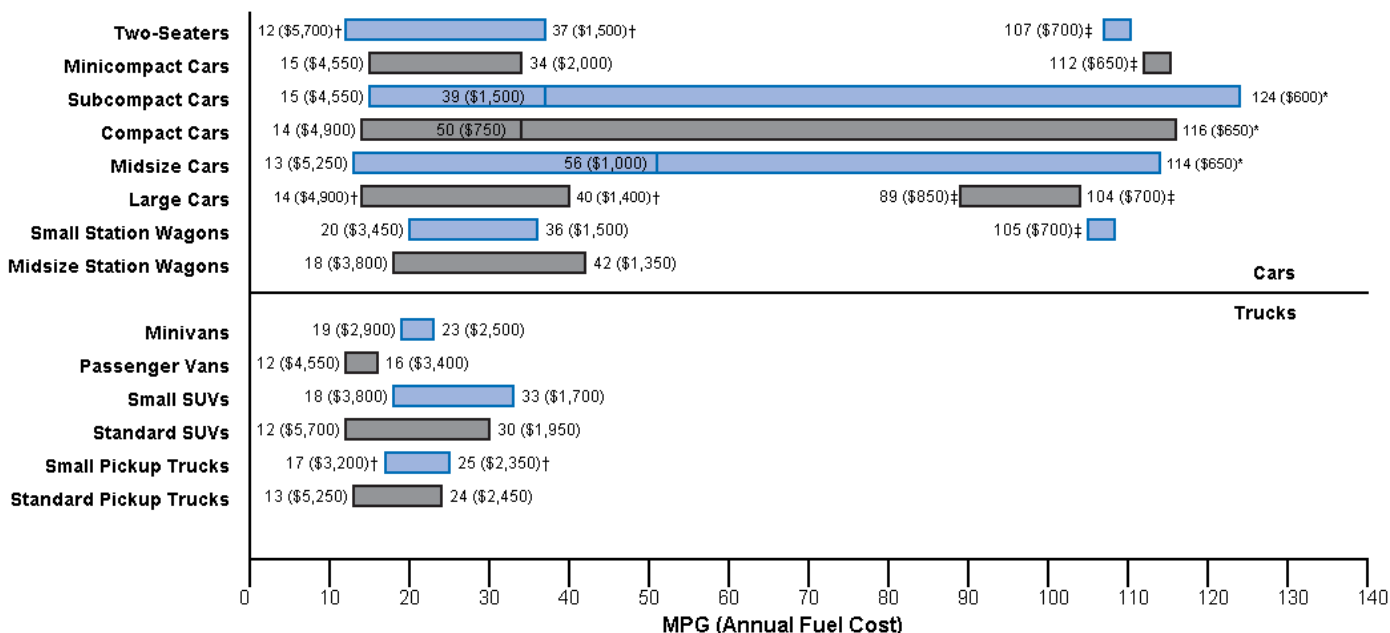
Almost 250 stations currently dispense B20. Visit afdc.energy.gov/locator/stations to find service stations selling biodiesel near you.

Premium- vs Regular-Grade Gasoline

Regular unleaded is the recommended gasoline for most cars. Using a higher-octane gasoline than recommended by the owner's manual does not improve performance or fuel efficiency; it only costs more money. Check your owner's manual to determine the lowest grade of fuel you can use.

FUEL ECONOMY AND ANNUAL FUEL COST RANGES FOR VEHICLE CLASSES

The graph below provides the fuel economy and annual fuel cost ranges for the vehicles in each class so you can see where a given vehicle's fuel economy and cost fall within its class. The graph uses combined city and highway MPG estimates, which assumes you will drive 55% in the city and 45% on the highway. Annual fuel costs assume that you travel 15,000 miles each year and that fuel costs \$3.65/gallon for regular unleaded gasoline, \$4.57/gallon for premium, \$3.95/gallon for diesel, and \$.15/kWh for electricity. Visit www.fueleconomy.gov to calculate the annual fuel cost for a specific vehicle based on your own driving conditions and fuel prices.



Fuel economy estimates on this chart do not include vehicles operating on compressed natural gas (CNG), hydrogen, or E85.

* This range represents electric vehicles and/or plug-in hybrids. Fuel economy values for these vehicles are in miles per gallon gasoline equivalent (MPGe). Estimates for plug-in hybrids assume both gasoline and electric operation.

† Plug-in hybrids are included in this range.

‡ This range represents electric vehicles. Fuel economy values are in miles per gallon gasoline equivalent (MPGe).

§ Fuel cell vehicle

ADVANCED VEHICLE TECHNOLOGIES

Manufacturers are using advanced technologies to improve fuel economy in many of their vehicles. Along with hybrids, plug-in hybrids, and all-electric vehicles, new technologies are being used to make conventional vehicles more efficient as well. Some of these fuel-saving technologies are described below. For more information on these and other technologies, visit www.fueleconomy.gov.

Start-Stop Systems

Start-stop systems (sometimes called idle-stop, smart start, or other manufacturer-specific names) save fuel by turning off the engine when the vehicle comes to a stop and automatically starting it back up when you step on the accelerator. Start-stop can improve fuel economy by 4%–5% and provides the biggest benefit in conditions where the engine would otherwise be idling, such as stop-and-go city driving. These systems are currently available on over 250 conventional vehicle models from several manufacturers.

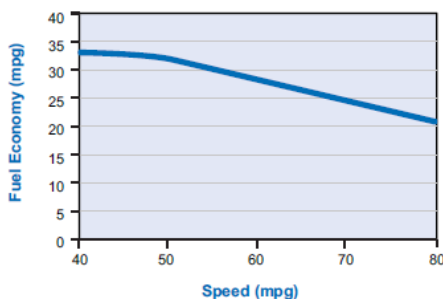
IMPROVE YOUR FUEL ECONOMY

Drive More Efficiently

- Aggressive driving (speeding and rapid acceleration/braking) can lower your gas mileage by as much as 33% at highway speeds and 5% around town.

Driver feedback devices can help you drive more efficiently, improving fuel economy by up to 10%.

- Observe the speed limit. Each 5 MPH you drive over 60 MPH can reduce your fuel economy by 7%. For a personalized estimate of the effect of speeding on your fuel economy, visit www.fueleconomy.gov.



- Avoid idling. Idling gets 0 miles per gallon and costs as much as \$0.03 per minute.

Cylinder Deactivation

Cylinder deactivation "turns off" some of the engine's cylinders when they are not needed. This temporarily and seamlessly turns an 8- or 6-cylinder engine into a more efficient 4- or 3-cylinder engine.

Turbocharging

Turbocharging increases engine power, allowing a smaller, more fuel-efficient engine to be used in place of a larger one. Replacing an 8-cylinder engine with a turbocharged 6-cylinder or a 6-cylinder engine with a turbocharged 4-cylinder can save fuel and still provide extra power when needed.

Advanced Transmissions

The advanced electronics in today's vehicles can optimize gear shifting for improved fuel efficiency. Six-, 7-, and 8-speed automatic transmissions are becoming common, and some have even more gears. Continuously variable transmissions (CVTs) can change seamlessly through an infinite number

of gears. Transmissions with more gears allow the engine to run at its most efficient speed more often, improving fuel economy.

Improved Aerodynamics

Reducing a vehicle's aerodynamic drag (wind resistance) improves fuel economy, especially at higher speeds. Many manufacturers are improving aerodynamics by refining vehicle shapes or by employing external moving parts such as "shutters" that close off the grill, allowing air to flow smoothly around the vehicle instead of into the engine compartment, where it produces more drag.

Lighter Vehicles

Reducing vehicle weight improves fuel economy, so manufacturers are beginning to redesign vehicles to weigh less while maintaining performance and safety. For example, replacing a steel body with one made from a lighter-weight material, such as aluminum, can reduce vehicle weight by hundreds of pounds.

- Using cruise control on the highway helps you maintain a constant speed and, in most cases, will save gas.

Keep Your Car in Shape

- Fixing a car that is noticeably out of tune can improve your gas mileage by about 4%.
- Keeping tires inflated to the recommended pressure and using the recommended grade of motor oil can improve fuel economy by up to 5%.

The manufacturer's recommended tire pressure can be found on the tire information placard and/or vehicle certification label located on the vehicle door edge, doorpost, glove-box door, or inside the trunk lid.

- Keep your tires aligned and balanced.
- Replacing a clogged air filter can improve gas mileage on older cars with carbureted engines.

Plan and Combine Trips

- A warmed-up engine is more fuel-efficient than a cold one. Many short trips taken from a cold start can use twice as much fuel as one multipurpose trip covering the same distance.

Note: Letting your car idle to warm up doesn't help your fuel economy; it actually uses more fuel and creates more pollution.

Other Solutions

- Avoid carrying unneeded items. An extra 100 pounds can decrease fuel economy by about 1%.
- Avoid carrying cargo on your roof. A large, blunt roof-top cargo box, for example, can reduce fuel economy by 2%–8% in city driving, 6%–17% on the highway, and 10%–25% at Interstate speeds (65 mph to 75 mph).

Rear-mount cargo boxes or trays reduce fuel economy by much less—1%–2% in city driving and 1%–5% on the highway.

- Use the "economy mode" feature if your vehicle has one.

For more tips on improving fuel economy, such as cold-weather tips, hot-weather tips, and tips for hybrids, plug-in hybrids, and all-electric vehicles, visit www.fueleconomy.gov.

FUEL ECONOMY LEADERS

Listed below are vehicles with the highest fuel economy in the most popular classes. For each vehicle class, we list the most fuel-efficient plug-in hybrid (PHEV) or all-electric (EV) and the most fuel-efficient conventional vehicle. Rankings are based on combined city and highway fuel economy estimates, which assume 55% city driving and 45% highway driving. Please note that many vehicle models come in a range of engine sizes and trim lines, resulting in different fuel economy values. If there is only one vehicle in a class, we do not list a fuel economy leader.

	Trans Type / Speeds	Eng Size / Cylinders	MPG Combined		Trans Type / Speeds	Eng Size / Cylinders	MPG Combined
TWO-SEATER CARS				SMALL STATION WAGONS			
SMART				KIA			
fortwo electric drive convertible (EV)	A-1		107*	Soul Electric (EV)	A-1		105*
fortwo electric drive coupe (EV)	A-1		107*	HONDA			
HONDA				Fit	AV	1.5L/4cyl	36
CR-Z	AV-S7	1.5L/4cyl	37	MIDSIZE STATION WAGONS			
MINICOMPACT CARS				TOYOTA			
FIAT				Prius v	AV	1.8L/4cyl	42
500e (EV)	A-1		112*	SMALL PICKUP TRUCKS			
500	M-5	1.4L/4cyl	34	CHEVROLET			
SUBCOMPACT CARS				Colorado 2WD (diesel)	A-6	2.8L/4cyl	25
BMW				GMC			
i3 BEV (EV)	A-1		124*	Canyon 2WD (diesel)	A-6	2.8L/4cyl	25
SCION				STANDARD PICKUP TRUCKS			
iA	A-S6	1.5L/4cyl	37	RAM			
COMPACT CARS				1500 HFE 2WD (diesel)	A-8	3.0L/6cyl	24
VOLKSWAGEN				MINIVANS			
e-Golf (EV)	A-1		116*	NISSAN			
TOYOTA				Quest	AV	3.5L/6cyl	23
Prius c	AV	1.5L/4cyl	50	SMALL SPORT UTILITY VEHICLES			
MIDSIZE CARS				LEXUS			
NISSAN				NX 300h	AV-S6	2.5L/4cyl	33
Leaf (24 kW-hr battery pack) (EV)	A-1		114*	TOYOTA			
TOYOTA				RAV4 Hybrid AWD	AV-S6	2.5L/4cyl	33
Prius Eco	AV	1.8L/4cyl	56	STANDARD SPORT UTILITY VEHICLES			
LARGE CARS				TESLA			
TESLA				Model X AWD - 60D (EV)	A-1		93*
Model S AWD - 60D (EV)	A-1		104*	Model X AWD - 75D (EV)	A-1		93*
FORD				LEXUS			
C-MAX Hybrid FWD	AV	2.0L/4cyl	40	RX 450h AWD	AV-S6	3.5L/6cyl	30

* This is an electric vehicle. Since electricity is not measured in gallons, a conversion factor is used to translate the fuel economy into miles per gallon of gasoline equivalent (MPGe).

2016 MODEL YEAR VEHICLES

This section contains the fuel economy values for 2016 model year vehicles. Additional information for alternative fuel vehicles can be found on pages 31–35 and 38–40. Alternative fuel vehicles are highlighted with a light blue bar, and those that can use two kinds of fuel, such as flexible fuel vehicles, have an entry for each fuel type. The most fuel-efficient vehicles per class are listed in blue boldface type and marked with a blue pointer (▶).

Manufacturer Model Configuration (trans, eng size, cyl)	MPG		Annual Fuel Cost	GHG Rating	Notes
	Comb	City/Hwy			

TWO-SEATER CARS

ALFA ROMEO

4C

AM-6, 1.8L, 4cyl	28	24/34	\$2,450	7	P T
------------------	----	-------	---------	---	-----

ASTON MARTIN

V12 Vantage S

AM-7, 6.0L, 12cyl	14	12/18	\$4,900	2	P Tax
-------------------	----	-------	---------	---	-------

V8 Vantage

AM-7, 4.7L, 8cyl	16	14/21	\$4,300	3	P Tax
------------------	----	-------	---------	---	-------

M-6, 4.7L, 8cyl	15	13/19	\$4,550	2	P Tax
-----------------	----	-------	---------	---	-------

V8 Vantage S

AM-7, 4.7L, 8cyl	16	14/21	\$4,300	3	P Tax
------------------	----	-------	---------	---	-------

M-6, 4.7L, 8cyl	15	13/19	\$4,550	2	P Tax
-----------------	----	-------	---------	---	-------

Vantage GT

AM-7, 4.7L, 8cyl	16	14/21	\$4,300	3	P Tax
------------------	----	-------	---------	---	-------

M-6, 4.7L, 8cyl	15	13/19	\$4,550	2	P Tax
-----------------	----	-------	---------	---	-------

AUDI

TT Roadster quattro

AM-S6, 2.0L, 4cyl	26	23/30	\$2,100	6	T
-------------------	----	-------	---------	---	---

BMW

M4 GTS

AM-S7, 3.0L, 6cyl	19	16/23	\$3,600	4	P T SS
-------------------	----	-------	---------	---	--------

Z4 sDrive28i

A-S8, 2.0L, 4cyl	26	22/33	\$2,650	6	P T
------------------	----	-------	---------	---	-----

M-6, 2.0L, 4cyl	26	22/34	\$2,650	6	P T SS
-----------------	----	-------	---------	---	--------

Z4 sDrive35i

AM-S7, 3.0L, 6cyl	20	17/24	\$3,450	4	P T
-------------------	----	-------	---------	---	-----

Z4 sDrive35is

AM-S7, 3.0L, 6cyl	20	17/24	\$3,450	4	P T
-------------------	----	-------	---------	---	-----

Manufacturer Model Configuration (trans, eng size, cyl)	MPG		Annual Fuel Cost	GHG Rating	Notes
	Comb	City/Hwy			

CHEVROLET

Corvette

A-S8, 6.2L, 8cyl	20	16/29	\$3,450	4	P
------------------	----	-------	---------	---	---

A-S8, 6.2L, 8cyl	16	13/23	\$4,300	3	P S Tax
------------------	----	-------	---------	---	---------

M-7, 6.2L, 8cyl	21	17/29	\$3,250	5	P
-----------------	----	-------	---------	---	---

M-7, 6.2L, 8cyl	18	15/22	\$3,800	4	P S
-----------------	----	-------	---------	---	-----

DODGE

Viper SRT

M-6, 8.4L, 10cyl	15	12/21	\$4,550	2	P Tax
------------------	----	-------	---------	---	-------

FERRARI

488 GTB

AM-7, 3.9L, 8cyl	18	16/22	\$3,800	4	P T SS
------------------	----	-------	---------	---	--------

AM-7, 3.9L, 8cyl	18	15/22	\$3,800	4	P T
------------------	----	-------	---------	---	-----

488 Spider

AM-7, 3.9L, 8cyl	18	16/22	\$3,800	4	P T SS
------------------	----	-------	---------	---	--------

AM-7, 3.9L, 8cyl	18	15/22	\$3,800	4	P T
------------------	----	-------	---------	---	-----

F12

AM-7, 6.3L, 12cyl	13	12/16	\$5,250	1	P Tax SS
-------------------	----	-------	---------	---	----------

AM-7, 6.3L, 12cyl	13	11/16	\$5,250	1	P Tax
-------------------	----	-------	---------	---	-------

F12 tdf

AM-7, 6.3L, 12cyl	13	12/17	\$5,250	1	P Tax SS
-------------------	----	-------	---------	---	----------

AM-7, 6.3L, 12cyl	12	11/15	\$5,700	1	P Tax
-------------------	----	-------	---------	---	-------

F60 America

AM-7, 6.3L, 12cyl	13	12/15	\$5,250	1	P Tax
-------------------	----	-------	---------	---	-------

AM-7, 6.3L, 12cyl	13	11/15	\$5,250	1	P Tax
-------------------	----	-------	---------	---	-------

HONDA

CR-Z

▶AV-S7, 1.5L, 4cyl	37	36/39	\$1,500	8	HEV SS
--------------------	----	-------	---------	---	--------

M-6, 1.5L, 4cyl	34	31/38	\$1,600	8	HEV SS
-----------------	----	-------	---------	---	--------

JAGUAR

F-Type Convertible

A-S8, 3.0L, 6cyl	22	19/28	\$3,100	5	P S SS
------------------	----	-------	---------	---	--------

M-6, 3.0L, 6cyl	19	16/24	\$3,600	4	P S SS
-----------------	----	-------	---------	---	--------

ABBREVIATIONS:

▶..... Highest MPG in Class

2WD..... Two-Wheel Drive

4WD..... Four-Wheel Drive

A..... Automatic Transmission

A-S..... Automatic Transmission-Select Shift

AM..... Automated Manual

AM-S..... Automated Manual-Selectable

AV..... Continuously Variable Transmission

AV-S..... Continuously Variable Transmission with Select Shift

AWD..... All-Wheel Drive

City..... MPG on City Test Procedure

Cyl..... Cylinders

Comb..... Combined

D..... Ultra-Low Sulfur Diesel

E85..... 85% Ethanol/15% Gasoline

Eng Size..... Engine Volume in Liters

EV..... Electric Vehicle

FCV..... Fuel Cell Vehicle

FFV..... Flexible Fuel Vehicle

FWD..... Front-Wheel Drive

Gas..... Regular Gasoline

GHG..... Greenhouse Gas

H..... Hydrogen

HEV..... Hybrid Electric Vehicle

Hwy..... MPG on Highway Test Procedure

i-ELOOP..... Mazda Optional Technology Package

Li-Ion..... Lithium Ion

LWB..... Long Wheel Base

M..... Manual Transmission

Mid..... Midgrade Gasoline

Mode..... Multimode Transmission

MPG..... Miles per Gallon

NA..... Not Available

Ni-MH..... Nickel-Metal Hydride

ORP..... Off-Road Package

P..... Premium Gasoline Recommended

PHEV..... Plug-in Hybrid Electric Vehicle

PR..... Premium Gasoline Required

PT4WD..... Part-time 4WD

PZEV..... Partial Zero-Emission Vehicles

S..... Supercharger

SS..... Stop-Start Technology

SWB..... Short Wheelbase

T..... Turbocharger

Tax..... Subject to Gas Guzzler Tax

Trans..... Transmission

Manufacturer Model Configuration (trans, eng size, cyl)	MPG		Annual Fuel Cost	GHG Rating	Notes
	Comb	City/Hwy			
F-Type Coupe					
A-S8, 3.0L, 6cyl	22	19/28	\$3,100	5	P S SS
M-6, 3.0L, 6cyl	19	16/24	\$3,600	4	P S SS
F-Type R AWD Convertible					
A-S8, 5.0L, 8cyl	18	15/23	\$3,800	4	P S SS
F-Type R AWD Coupe					
A-S8, 5.0L, 8cyl	18	15/23	\$3,800	4	P S SS
F-Type R Convertible					
A-S8, 5.0L, 8cyl	18	16/23	\$3,800	4	P S SS
F-Type S AWD Convertible					
A-S8, 3.0L, 6cyl	21	18/26	\$3,250	5	P S SS
F-Type S AWD Coupe					
A-S8, 3.0L, 6cyl	21	18/26	\$3,250	5	P S SS
F-Type S Convertible					
A-S8, 3.0L, 6cyl	22	19/27	\$3,100	5	P S SS
M-6, 3.0L, 6cyl	18	15/24	\$3,800	4	P S SS
F-Type S Coupe					
A-S8, 3.0L, 6cyl	22	19/27	\$3,100	5	P S SS
M-6, 3.0L, 6cyl	18	15/24	\$3,800	4	P S SS
LAMBORGHINI					
Aventador Coupe					
AM-S7, 6.5L, 12cyl	13	11/18	\$5,250	1	P Tax SS
Aventador Roadster					
AM-S7, 6.5L, 12cyl	12	10/17	\$5,700	1	P Tax SS
Huracan					
AM-S7, 5.2L, 10cyl	17	14/21	\$4,050	3	P Tax
Huracan Spyder					
AM-S7, 5.2L, 10cyl	16	14/20	\$4,300	3	P Tax
MAZDA					
MX-5					
A-S6, 2.0L, 4cyl	30	27/36	\$2,300	7	P
M-6, 2.0L, 4cyl	30	27/34	\$2,300	7	P
MCLAREN AUTOMOTIVE					
570S Coupe					
A-7, 3.8L, 8cyl	19	16/23	\$3,600	4	P T
650S Can-Am					
A-7, 3.8L, 8cyl	19	17/23	\$3,600	4	P T
650S Coupe					
A-7, 3.8L, 8cyl	18	16/22	\$3,800	4	P T
650S Spider					
A-7, 3.8L, 8cyl	18	16/22	\$3,800	4	P T
675LT Coupe					
A-7, 3.8L, 8cyl	18	16/22	\$3,800	4	P T
675LT Spider					
A-7, 3.8L, 8cyl	19	17/23	\$3,600	4	P T
MSO HS					
A-7, 3.8L, 8cyl	19	17/23	\$3,600	4	P T
MERCEDES-BENZ					
AMG GT S					
AM-7, 4.0L, 8cyl	18	16/22	\$3,800	4	P T SS
AMG SL63					
A-7, 5.5L, 8cyl	19	16/25	\$3,600	4	P T SS
AMG SL65					
A-7, 6.0L, 12cyl	17	14/21	\$4,050	3	P T Tax SS
AMG SLK55					
A-7, 5.5L, 8cyl	22	19/28	\$3,100	5	P SS

Manufacturer Model Configuration (trans, eng size, cyl)	MPG		Annual Fuel Cost	GHG Rating	Notes
	Comb	City/Hwy			
SL400					
A-7, 3.0L, 6cyl	23	20/27	\$3,000	5	P T SS
SL550					
A-7, 4.7L, 8cyl	19	16/24	\$3,600	4	P T SS
SLK300					
A-9, 2.0L, 4cyl	28	25/32	\$2,450	7	P T SS
SLK350					
A-7, 3.5L, 6cyl	24	21/29	\$2,850	5	P SS
NISSAN					
370Z					
A-S7, 3.7L, 6cyl	21	19/26	\$3,250	5	P
M-6, 3.7L, 6cyl	21	18/26	\$3,250	5	P
370Z Roadster					
A-S7, 3.7L, 6cyl	21	18/25	\$3,250	5	P
M-6, 3.7L, 6cyl	20	17/24	\$3,450	4	P
PAGANI					
Huayra Coupe					
AM-7, 6.0L, 12cyl	13	11/17	\$5,250	1	P T Tax
PORSCHE					
911 GT3					
AM-S7, 3.8L, 6cyl	17	15/20	\$4,050	3	P Tax
911 GT3 RS					
AM-S7, 4.0L, 6cyl	16	14/20	\$4,300	3	P Tax
Boxster					
AM-S7, 2.7L, 6cyl	26	22/32	\$2,650	6	P
M-6, 2.7L, 6cyl	24	20/30	\$2,850	5	P
Boxster GTS					
AM-S7, 3.4L, 6cyl	25	22/31	\$2,750	6	P
M-6, 3.4L, 6cyl	22	19/26	\$3,100	5	P
Boxster S					
AM-S7, 3.4L, 6cyl	24	21/30	\$2,850	5	P SS
M-6, 3.4L, 6cyl	23	20/28	\$3,000	5	P SS
Boxster Spyder					
M-6, 3.8L, 6cyl	20	18/24	\$3,450	4	P
Cayman					
AM-S7, 2.7L, 6cyl	26	22/32	\$2,650	6	P
M-6, 2.7L, 6cyl	24	20/30	\$2,850	5	P
Cayman GT4					
M-6, 3.8L, 6cyl	20	18/23	\$3,450	4	P
Cayman GTS					
AM-S7, 3.4L, 6cyl	25	22/31	\$2,750	6	P
M-6, 3.4L, 6cyl	22	19/26	\$3,100	5	P
Cayman S					
AM-S7, 3.4L, 6cyl	24	21/30	\$2,850	5	P SS
M-6, 3.4L, 6cyl	23	20/28	\$3,000	5	P
SMART					
fortwo coupe					
AM-6, 0.9L, 3cyl	36	34/39	\$1,900	8	P T
M-5, 0.9L, 3cyl	35	32/39	\$1,950	8	P T
fortwo electric drive convertible					
▶A-1	107	122/93	\$700	10	EV
fortwo electric drive coupe					
▶A-1	107	122/93	\$700	10	EV
MINICOMPACT CARS					
ASTON MARTIN					
DB9					
A-S6, 5.9L, 12cyl	15	13/19	\$4,550	2	P Tax

Manufacturer Model Configuration (trans, eng size, cyl)	MPG		Annual Fuel Cost	GHG Rating	Notes
	Comb	City/Hwy			
Vanquish					
A-S8, 6.0L, 12cyl	16	13/21	\$4,300	3	P Tax
FERRARI					
California T					
AM-7, 3.9L, 8cyl	18	16/23	\$3,800	4	P T
AM-7, 3.9L, 8cyl	19	16/23	\$3,600	4	P T SS
FIAT					
500					
A-6, 1.4L, 4cyl	30	27/34	\$2,300	7	P
A-6, 1.4L, 4cyl	27	24/32	\$2,550	6	P T
M-5, 1.4L, 4cyl	34	31/40	\$2,000	8	P
M-5, 1.4L, 4cyl	30	28/34	\$2,300	7	P T
500 Abarth					
A-6, 1.4L, 4cyl	27	24/32	\$2,550	6	P T
M-5, 1.4L, 4cyl	30	28/34	\$2,300	7	P T
500e					
A-1	112	121/103	\$650	10	EV
MINI					
Cooper Convertible					
A-S6, 1.5L, 3cyl	31	27/37	\$2,200	7	P T
M-6, 1.5L, 3cyl	31	27/38	\$2,200	7	P T
Cooper S Convertible					
A-S6, 2.0L, 4cyl	29	25/34	\$2,350	7	P T SS
M-6, 2.0L, 4cyl	27	23/33	\$2,550	6	P T
PORSCHE					
911 Carrera					
AM-S7, 3.4L, 6cyl	23	20/28	\$3,000	5	P SS
M-7, 3.4L, 6cyl	22	19/27	\$3,100	5	P SS
911 Carrera 4					
AM-S7, 3.4L, 6cyl	23	20/28	\$3,000	5	P SS
M-7, 3.4L, 6cyl	22	19/27	\$3,100	5	P SS
911 Carrera 4 Cabriolet					
AM-S7, 3.4L, 6cyl	22	20/27	\$3,100	5	P SS
M-7, 3.4L, 6cyl	22	19/26	\$3,100	5	P SS
911 Carrera 4 GTS					
AM-S7, 3.8L, 6cyl	21	19/26	\$3,250	5	P SS
M-7, 3.8L, 6cyl	21	18/26	\$3,250	5	P SS
911 Carrera 4 GTS Cabriolet					
AM-S7, 3.8L, 6cyl	21	18/25	\$3,250	5	P SS
M-7, 3.8L, 6cyl	20	18/25	\$3,450	4	P SS
911 Carrera 4S					
AM-S7, 3.8L, 6cyl	22	19/26	\$3,100	5	P SS
M-7, 3.8L, 6cyl	21	19/26	\$3,250	5	P SS
911 Carrera 4S Cabriolet					
AM-S7, 3.8L, 6cyl	21	19/26	\$3,250	5	P SS
M-7, 3.8L, 6cyl	21	18/26	\$3,250	5	P SS
911 Carrera Cabriolet					
AM-S7, 3.4L, 6cyl	23	21/28	\$3,000	5	P SS
M-7, 3.4L, 6cyl	22	19/27	\$3,100	5	P
911 Carrera GTS					
AM-S7, 3.8L, 6cyl	21	19/26	\$3,250	5	P SS
M-7, 3.8L, 6cyl	21	18/26	\$3,250	5	P SS
911 Carrera GTS Cabriolet					
AM-S7, 3.8L, 6cyl	21	19/26	\$3,250	5	P SS
M-7, 3.8L, 6cyl	20	18/25	\$3,450	4	P SS
911 Carrera S					
AM-S7, 3.8L, 6cyl	23	20/27	\$3,000	5	P SS
M-7, 3.8L, 6cyl	22	19/27	\$3,100	5	P SS

Manufacturer Model Configuration (trans, eng size, cyl)	MPG		Annual Fuel Cost	GHG Rating	Notes
	Comb	City/Hwy			
911 Carrera S Cabriolet					
AM-S7, 3.8L, 6cyl	22	19/27	\$3,100	5	P SS
M-7, 3.8L, 6cyl	22	19/27	\$3,100	5	P SS
911 R					
M-6, 4.0L, 6cyl	16	14/20	\$4,300	3	P Tax
911 Targa 4					
AM-S7, 3.4L, 6cyl	22	19/26	\$3,100	5	P SS
M-7, 3.4L, 6cyl	21	18/26	\$3,250	5	P SS
911 Targa 4 GTS					
AM-S7, 3.8L, 6cyl	21	18/25	\$3,250	5	P
M-7, 3.8L, 6cyl	21	18/26	\$3,250	5	P
911 Targa 4S					
AM-S7, 3.8L, 6cyl	21	18/25	\$3,250	5	P
M-7, 3.8L, 6cyl	21	18/26	\$3,250	5	P
911 Turbo					
AM-S7, 3.8L, 6cyl	20	17/24	\$3,450	4	P T SS
911 Turbo Cabriolet					
AM-S7, 3.8L, 6cyl	20	17/24	\$3,450	4	P T SS
911 Turbo S					
AM-S7, 3.8L, 6cyl	20	17/24	\$3,450	4	P T SS
911 Turbo S Cabriolet					
AM-S7, 3.8L, 6cyl	20	17/24	\$3,450	4	P T SS
SCION					
FR-S					
A-S6, 2.0L, 4cyl	28	25/34	\$2,450	7	P
M-6, 2.0L, 4cyl	25	22/30	\$2,750	6	P
SUBARU					
BRZ					
A-S6, 2.0L, 4cyl	28	25/34	\$2,450	7	P
M-6, 2.0L, 4cyl	25	22/30	\$2,750	6	P
SUBCOMPACT CARS					
ASTON MARTIN					
Rapide S					
A-S8, 6.0L, 12cyl	17	14/22	\$4,050	3	P Tax
AUDI					
A3					
AM-S6, 1.8L, 4cyl	27	23/33	\$2,050	6	T
A3 Cabriolet					
AM-S6, 1.8L, 4cyl	28	24/35	\$1,950	7	T
A3 Cabriolet quattro					
AM-S6, 2.0L, 4cyl	26	23/32	\$2,100	6	T
A3 quattro					
AM-S6, 2.0L, 4cyl	27	24/33	\$2,050	6	T
A5 Cabriolet quattro					
A-S8, 2.0L, 4cyl	24	21/29	\$2,850	5	Gas
	17	15/21	\$2,250	6	E85
A5 quattro					
A-S8, 2.0L, 4cyl	25	21/30	\$2,750	6	Gas
	18	15/22	\$2,100	6	E85
M-6, 2.0L, 4cyl	26	22/32	\$2,650	6	P T
S3					
AM-S6, 2.0L, 4cyl	26	23/31	\$2,650	6	P T
S5					
AM-S7, 3.0L, 6cyl	21	18/28	\$3,250	5	P S
M-6, 3.0L, 6cyl	20	17/26	\$3,450	4	P S
S5 Cabriolet					
AM-S7, 3.0L, 6cyl	21	18/26	\$3,250	5	P S

Manufacturer Model Configuration (trans, eng size, cyl)	MPG		Annual Fuel Cost	GHG Rating	Notes
	Comb	City/Hwy			
TT Coupe quattro					
AM-S6, 2.0L, 4cyl	26	23/30	\$2,100	6	T
TTS Coupe					
AM-S6, 2.0L, 4cyl	25	23/27	\$2,750	6	P T
BENTLEY					
Continental GT Convertible					
A-S8, 4.0L, 8cyl	16	13/23	\$4,300	3	P T Tax
A-S8, 6.0L, 12cyl	15	12/20	\$4,550	2	P T Tax
BMW					
228i					
A-S8, 2.0L, 4cyl	27	23/35	\$2,550	6	P T SS
M-6, 2.0L, 4cyl	26	22/34	\$2,650	6	P T SS
228i Convertible					
A-S8, 2.0L, 4cyl	27	23/34	\$2,550	6	P T SS
228i xDrive					
A-S8, 2.0L, 4cyl	27	23/35	\$2,550	6	P T SS
228i xDrive Convertible					
A-S8, 2.0L, 4cyl	26	22/34	\$2,650	6	P T SS
428i Convertible					
A-S8, 2.0L, 4cyl	27	23/34	\$2,550	6	P T SS
428i xDrive Convertible					
A-S8, 2.0L, 4cyl	25	21/33	\$2,750	6	P T SS
435i Convertible					
A-S8, 3.0L, 6cyl	24	20/31	\$2,850	5	P T SS
435i xDrive Convertible					
A-S8, 3.0L, 6cyl	23	20/29	\$3,000	5	P T SS
640i Convertible					
A-S8, 3.0L, 6cyl	24	20/31	\$2,850	5	P T SS
640i Coupe					
A-S8, 3.0L, 6cyl	24	20/31	\$2,850	5	P T SS
640i xDrive Convertible					
A-S8, 3.0L, 6cyl	23	20/29	\$3,000	5	P T SS
640i xDrive Coupe					
A-S8, 3.0L, 6cyl	23	20/29	\$3,000	5	P T SS
650i Convertible					
A-S8, 4.4L, 8cyl	20	17/25	\$3,450	4	P T SS
650i Coupe					
A-S8, 4.4L, 8cyl	20	17/25	\$3,450	4	P T SS
650i xDrive Convertible					
A-S8, 4.4L, 8cyl	18	15/24	\$3,800	4	P T SS
650i xDrive Coupe					
A-S8, 4.4L, 8cyl	19	16/25	\$3,600	4	P T
i3 BEV					
A-1	124	137/111	\$600	10	EV
i3 REX					
A-1, 0.6L, 2cyl	See page 34				PHEV SS
i8					
A-6, 1.5L, 3cyl	See page 34				T PHEV SS
M2					
AM-S7, 3.0L, 6cyl	23	20/27	\$3,000	5	P T SS
M-6, 3.0L, 6cyl	21	18/26	\$3,250	5	P T SS
M235i					
A-S8, 3.0L, 6cyl	24	20/31	\$2,850	5	P T SS
M-6, 3.0L, 6cyl	22	19/28	\$3,100	5	P T SS
M235i Convertible					
A-S8, 3.0L, 6cyl	24	20/31	\$2,850	5	P T SS
M-6, 3.0L, 6cyl	22	19/26	\$3,100	5	P T SS

Manufacturer Model Configuration (trans, eng size, cyl)	MPG		Annual Fuel Cost	GHG Rating	Notes
	Comb	City/Hwy			
M235i xDrive					
A-S8, 3.0L, 6cyl	23	20/30	\$3,000	5	P T SS
M235i xDrive Convertible					
A-S8, 3.0L, 6cyl	23	20/30	\$3,000	5	P T SS
M4 Convertible					
AM-S7, 3.0L, 6cyl	19	17/24	\$3,600	4	P T SS
M-6, 3.0L, 6cyl	20	17/26	\$3,450	4	P T SS
M6 Convertible					
AM-S7, 4.4L, 8cyl	16	14/20	\$4,300	3	P T Tax SS
M-6, 4.4L, 8cyl	17	15/22	\$4,050	3	P T Tax SS
M6 Coupe					
AM-S7, 4.4L, 8cyl	16	14/20	\$4,300	3	P T Tax SS
M-6, 4.4L, 8cyl	17	15/22	\$4,050	3	P T Tax SS
BUICK					
Cascada					
A-S6, 1.6L, 4cyl	23	20/27	\$2,400	5	T
CADILLAC					
ELR					
AV, 1.4L, 4cyl	See page 34				PHEV SS
ELR Sport					
AV, 1.4L, 4cyl	See page 34				PHEV SS
CHEVROLET					
Camaro					
A-S8, 2.0L, 4cyl	25	22/31	\$2,750	6	P T
M-6, 2.0L, 4cyl	24	21/30	\$2,850	5	P T
A-S8, 3.6L, 6cyl	23	19/28	\$2,400	5	
M-6, 3.6L, 6cyl	21	18/27	\$2,600	5	
A-S8, 6.2L, 8cyl	20	17/28	\$3,450	4	P
M-6, 6.2L, 8cyl	19	16/25	\$3,600	4	P
Spark					
AV, 1.4L, 4cyl	35	31/41	\$1,550	8	
M-5, 1.4L, 4cyl	34	30/41	\$1,600	8	
Spark EV					
A-1	119	128/109	\$650	10	EV
FORD					
Fiesta FWD					
AM-S6, 1.6L, 4cyl	31	27/37	\$1,750	7	
M-5, 1.6L, 4cyl	31	28/36	\$1,750	7	
Fiesta SFE FWD					
M-5, 1.0L, 3cyl	36	31/43	\$1,500	8	T
Mustang					
A-S6, 2.3L, 4cyl	25	21/32	\$2,200	6	T
M-6, 2.3L, 4cyl	25	22/31	\$2,200	6	T
A-S6, 3.7L, 6cyl	22	19/28	\$2,500	5	
M-6, 3.7L, 6cyl	21	17/28	\$2,600	5	
A-S6, 5.0L, 8cyl	19	16/25	\$2,900	4	
M-6, 5.0L, 8cyl	19	15/25	\$2,900	4	
Mustang Convertible					
A-S6, 2.3L, 4cyl	24	20/29	\$2,300	5	T
A-S6, 5.0L, 8cyl	18	15/24	\$3,050	4	
Shelby GT350 Mustang					
M-6, 5.2L, 8cyl	16	14/21	\$4,300	3	P Tax
HYUNDAI					
Genesis Coupe					
A-S8, 3.8L, 6cyl	19	16/25	\$3,600	4	P
M-6, 3.8L, 6cyl	19	17/24	\$3,600	4	P

Manufacturer Model Configuration (trans, eng size, cyl)	MPG		Annual Fuel Cost	GHG Rating	Notes
	Comb	City/Hwy			

LEXUS

RC 200t

A-S8, 2.0L, 4cyl	26	22/32	\$2,650	6	P T
------------------	----	-------	---------	---	-----

RC 300 AWD

A-S6, 3.5L, 6cyl	21	19/26	\$3,250	5	P
------------------	----	-------	---------	---	---

RC 350

A-S8, 3.5L, 6cyl	22	19/28	\$3,100	5	P
------------------	----	-------	---------	---	---

RC 350 AWD

A-S6, 3.5L, 6cyl	21	19/26	\$3,250	5	P
------------------	----	-------	---------	---	---

RC F

A-S8, 5.0L, 8cyl	19	16/25	\$3,600	4	P
------------------	----	-------	---------	---	---

MASERATI

GranTurismo

A-6, 4.7L, 8cyl	16	13/21	\$4,300	3	P Tax
-----------------	----	-------	---------	---	-------

GranTurismo Convertible

A-6, 4.7L, 8cyl	15	13/20	\$4,550	2	P Tax
-----------------	----	-------	---------	---	-------

MERCEDES-BENZ

E400 4matic Coupe

A-7, 3.0L, 6cyl	23	20/28	\$3,000	5	P T SS
-----------------	----	-------	---------	---	--------

E400 Convertible

A-7, 3.0L, 6cyl	24	20/29	\$2,850	5	P T SS
-----------------	----	-------	---------	---	--------

E400 Coupe

A-7, 3.0L, 6cyl	24	20/29	\$2,850	5	P T SS
-----------------	----	-------	---------	---	--------

E550 Convertible

A-7, 4.7L, 8cyl	20	17/26	\$3,450	4	P T SS
-----------------	----	-------	---------	---	--------

E550 Coupe

A-7, 4.7L, 8cyl	21	18/26	\$3,250	5	P T SS
-----------------	----	-------	---------	---	--------

MINI

Cooper Hardtop 2 door

A-S6, 1.5L, 3cyl	31	27/37	\$2,200	7	P T
M-6, 1.5L, 3cyl	32	28/39	\$2,150	8	P T

Cooper Hardtop 4 door

A-S6, 1.5L, 3cyl	31	27/37	\$2,200	7	P T
M-6, 1.5L, 3cyl	33	29/39	\$2,100	8	P T

Cooper S Hardtop 2 door

A-S6, 2.0L, 4cyl	29	26/33	\$2,350	7	P T
M-6, 2.0L, 4cyl	27	23/33	\$2,550	6	P T

Cooper S Hardtop 4 door

A-S6, 2.0L, 4cyl	29	26/33	\$2,350	7	P T
M-6, 2.0L, 4cyl	27	23/33	\$2,550	6	P T

John Cooper Works Hardtop

A-S6, 2.0L, 4cyl	28	25/31	\$2,450	7	P T SS
M-6, 2.0L, 4cyl	26	23/31	\$2,650	6	P T SS

MITSUBISHI

i-MiEV

A-1	112	126/99	\$700	10	EV
-----	-----	--------	-------	----	----

NISSAN

GT-R

AM-6, 3.8L, 6cyl	19	16/22	\$3,600	4	P T
------------------	----	-------	---------	---	-----

ROUSH PERFORMANCE

Stage 3 Mustang

A-S6, 5.0L, 8cyl	16	13/23	\$4,300	3	P S Tax
M-6, 5.0L, 8cyl	16	12/23	\$4,300	3	P S Tax

Manufacturer Model Configuration (trans, eng size, cyl)	MPG		Annual Fuel Cost	GHG Rating	Notes
	Comb	City/Hwy			

SCION

iA

A-S6, 1.5L, 4cyl	37	33/42	\$1,500	8	
M-6, 1.5L, 4cyl	35	31/41	\$1,550	8	

TOYOTA

Mirai

AV	67	67/67	NA	10	H FCV
----	----	-------	----	----	-------

VOLKSWAGEN

Beetle Convertible

A-S6, 1.8L, 4cyl	28	25/34	\$1,950	7	T
AM-S6, 2.0L, 4cyl	26	23/31	\$2,100	6	T
M-6, 2.0L, 4cyl	26	23/31	\$2,100	6	T

Beetle Dune Convertible

A-S6, 1.8L, 4cyl	27	24/31	\$2,050	6	T
------------------	----	-------	---------	---	---

Eos

AM-S6, 2.0L, 4cyl	25	22/30	\$2,750	6	P T
-------------------	----	-------	---------	---	-----

COMPACT CARS

ACURA

ILX

AM-8, 2.4L, 4cyl	29	25/36	\$2,350	7	P
------------------	----	-------	---------	---	---

TLX 2WD

AM-S8, 2.4L, 4cyl	28	24/35	\$2,450	7	P
A-S9, 3.5L, 6cyl	25	21/34	\$2,750	6	P

TLX 4WD

A-S9, 3.5L, 6cyl	25	21/31	\$2,750	6	P SS
------------------	----	-------	---------	---	------

AUDI

A3 e-tron

AM-S6, 1.4L, 4cyl	See page 34				T PHEV SS
-------------------	-------------	--	--	--	-----------

A3 e-tron ultra

AM-S6, 1.4L, 4cyl	See page 34				T PHEV SS
-------------------	-------------	--	--	--	-----------

A4

AV-S8, 2.0L, 4cyl	27	24/31	\$2,550	6	P T
-------------------	----	-------	---------	---	-----

A4 quattro

A-S8, 2.0L, 4cyl	25	21/30	\$2,750	6	Gas
	18	15/22	\$2,100	6	E85
M-6, 2.0L, 4cyl	26	22/32	\$2,650	6	P T

Q3

A-S8, 2.0L, 4cyl	23	20/29	\$3,000	5	P T
------------------	----	-------	---------	---	-----

Q3 quattro

A-S8, 2.0L, 4cyl	23	20/28	\$3,000	5	P T
------------------	----	-------	---------	---	-----

S4

AM-S7, 3.0L, 6cyl	21	18/28	\$3,250	5	P S
M-6, 3.0L, 6cyl	20	17/26	\$3,450	4	P S

BENTLEY

Continental GT

A-S8, 4.0L, 8cyl	18	15/25	\$3,800	4	P T
A-S8, 6.0L, 12cyl	15	12/21	\$4,550	2	P T Tax

BMW

320i

A-S8, 2.0L, 4cyl	28	24/36	\$2,450	7	P T SS
M-6, 2.0L, 4cyl	28	23/36	\$2,450	7	P T SS

320i xDrive

A-S8, 2.0L, 4cyl	27	23/35	\$2,550	6	P T SS
------------------	----	-------	---------	---	--------

328d

A-S8, 2.0L, 4cyl	36	32/42	\$1,650	7	D T
------------------	----	-------	---------	---	-----

Manufacturer Model Configuration (trans, eng size, cyl)	MPG		Annual Fuel Cost	GHG Rating	Notes
	Comb	City/Hwy			
328d xDrive					
A-S8, 2.0L, 4cyl	34	30/40	\$1,750	7	D T
328i					
A-S8, 2.0L, 4cyl	27	23/35	\$2,550	6	P T SS
M-6, 2.0L, 4cyl	26	22/34	\$2,650	6	P T SS
328i xDrive					
A-S8, 2.0L, 4cyl	26	22/34	\$2,650	6	P T SS
330e					
A-S8, 2.0L, 4cyl	See page 34				T PHEV SS
340i					
A-S8, 3.0L, 6cyl	26	22/33	\$2,650	6	P T SS
M-6, 3.0L, 6cyl	23	20/30	\$3,000	5	P T SS
340i xDrive					
A-S8, 3.0L, 6cyl	26	22/33	\$2,650	6	P T SS
M-6, 3.0L, 6cyl	23	20/29	\$3,000	5	P T SS
428i Coupe					
A-S8, 2.0L, 4cyl	27	23/35	\$2,550	6	P T SS
M-6, 2.0L, 4cyl	26	22/34	\$2,650	6	P T SS
428i Gran Coupe					
A-S8, 2.0L, 4cyl	27	23/34	\$2,550	6	P T SS
428i xDrive Coupe					
A-S8, 2.0L, 4cyl	26	22/34	\$2,650	6	P T SS
428i xDrive Gran Coupe					
A-S8, 2.0L, 4cyl	26	22/34	\$2,650	6	P T SS
435i Coupe					
A-S8, 3.0L, 6cyl	24	20/31	\$2,850	5	P T SS
M-6, 3.0L, 6cyl	23	20/30	\$3,000	5	P T SS
435i Gran Coupe					
A-S8, 3.0L, 6cyl	24	20/31	\$2,850	5	P T SS
435i xDrive Coupe					
A-S8, 3.0L, 6cyl	23	20/30	\$3,000	5	P T SS
M-6, 3.0L, 6cyl	22	19/28	\$3,100	5	P T SS
435i xDrive Gran Coupe					
A-S8, 3.0L, 6cyl	23	20/30	\$3,000	5	P T SS
640i Gran Coupe					
A-S8, 3.0L, 6cyl	24	20/31	\$2,850	5	P T SS
640i xDrive Gran Coupe					
A-S8, 3.0L, 6cyl	23	20/29	\$3,000	5	P T SS
650i Gran Coupe					
A-S8, 4.4L, 8cyl	20	17/25	\$3,450	4	P T SS
650i xDrive Gran Coupe					
A-S8, 4.4L, 8cyl	18	15/24	\$3,800	4	P T SS
Alpina B6 Gran Coupe xDrive					
A-S8, 4.4L, 8cyl	18	15/24	\$3,800	4	P T SS
M3					
AM-S7, 3.0L, 6cyl	19	17/24	\$3,600	4	P T SS
M-6, 3.0L, 6cyl	20	17/26	\$3,450	4	P T SS
M4 Coupe					
AM-S7, 3.0L, 6cyl	19	17/24	\$3,600	4	P T SS
M-6, 3.0L, 6cyl	20	17/26	\$3,450	4	P T SS
M6 Gran Coupe					
AM-S7, 4.4L, 8cyl	16	14/20	\$4,300	3	P T Tax SS
M-6, 4.4L, 8cyl	17	15/22	\$4,050	3	P T Tax SS
BUICK					
Verano					
A-S6, 2.0L, 4cyl	24	21/30	\$2,300	5	T
M-6, 2.0L, 4cyl	24	20/31	\$2,300	5	T
A-S6, 2.4L, 4cyl	25	21/32	\$2,200	6	

Manufacturer Model Configuration (trans, eng size, cyl)	MPG		Annual Fuel Cost	GHG Rating	Notes
	Comb	City/Hwy			
CADILLAC					
ATS					
A-S8, 2.0L, 4cyl	26	22/31	\$2,650	6	P T
M-6, 2.0L, 4cyl	23	20/29	\$3,000	5	P T
A-S8, 2.5L, 4cyl	26	22/32	\$2,100	6	
A-S8, 3.6L, 6cyl	24	20/30	\$2,300	5	
ATS AWD					
A-S8, 2.0L, 4cyl	25	22/30	\$2,750	6	P T
A-S8, 3.6L, 6cyl	22	19/28	\$2,500	5	
ATS-V					
A-S8, 3.6L, 6cyl	19	16/24	\$3,600	4	P T
M-6, 3.6L, 6cyl	19	17/23	\$3,600	4	P T
CHEVROLET					
Cruze					
A-S6, 1.4L, 4cyl	35	30/42	\$1,550	8	T SS
M-6, 1.4L, 4cyl	33	29/41	\$1,650	8	T
Cruze Premier					
A-S6, 1.4L, 4cyl	34	30/40	\$1,600	8	T SS
Sonic					
A-S6, 1.4L, 4cyl	31	27/37	\$1,750	7	T
M-6, 1.4L, 4cyl	33	29/40	\$1,650	8	T
A-S6, 1.8L, 4cyl	28	24/35	\$1,950	7	
M-5, 1.8L, 4cyl	30	26/35	\$1,800	7	
Sonic RS					
A-S6, 1.4L, 4cyl	28	25/33	\$1,950	7	T
M-6, 1.4L, 4cyl	29	26/34	\$1,900	7	T
Volt					
AV, 1.5L, 4cyl	See page 34				PHEV SS
FORD					
Fiesta ST FWD					
M-6, 1.6L, 4cyl	29	26/33	\$1,900	7	T
Focus Electric					
A-1	105	110/99	\$700	10	EV
Focus FWD					
A-S6, 1.0L, 3cyl	32	28/40	\$1,700	8	T SS
M-6, 1.0L, 3cyl	35	30/42	\$1,550	8	T SS
AM-6, 2.0L, 4cyl	31	27/40	\$1,750	7	
AM-S6, 2.0L, 4cyl	30	26/38	\$1,800	7	
M-5, 2.0L, 4cyl	30	26/36	\$1,800	7	
Focus FWD FFV					
AM-6, 2.0L, 4cyl	31	27/40	\$1,750	7	Gas
	23	20/29	\$1,650	8	E85
AM-S6, 2.0L, 4cyl	30	26/38	\$1,800	7	Gas
	22	19/28	\$1,750	8	E85
M-5, 2.0L, 4cyl	30	26/36	\$1,800	7	Gas
	22	19/27	\$1,750	7	E85
HONDA					
Civic 2Dr					
AV, 1.5L, 4cyl	35	31/41	\$1,550	8	T
AV, 2.0L, 4cyl	34	30/41	\$1,600	8	
M-6, 2.0L, 4cyl	31	26/38	\$1,750	7	
HYUNDAI					
Accent					
A-S6, 1.6L, 4cyl	30	26/37	\$1,800	7	
M-6, 1.6L, 4cyl	31	27/38	\$1,750	7	
Veloster					
AM-6, 1.6L, 4cyl	31	28/36	\$1,750	7	
AM-6, 1.6L, 4cyl	29	27/33	\$1,900	7	T
M-6, 1.6L, 4cyl	30	27/35	\$1,800	7	
M-6, 1.6L, 4cyl	28	25/33	\$1,950	7	T

Manufacturer Model Configuration (trans, eng size, cyl)	MPG		Annual Fuel Cost	GHG Rating	Notes
	Comb	City/Hwy			
INFINITI					
Q50 Hybrid					
A-S7, 3.5L, 6cyl	30	28/34	\$2,300	7	P HEV SS
Q50 Hybrid AWD					
A-S7, 3.5L, 6cyl	28	27/31	\$2,450	7	P HEV SS
KIA					
Forte Koup					
A-S6, 1.6L, 4cyl	25	22/30	\$2,200	6	T
M-6, 1.6L, 4cyl	25	22/29	\$2,200	6	T
A-S6, 2.0L, 4cyl	28	25/34	\$1,950	7	
M-6, 2.0L, 4cyl	27	24/33	\$2,050	6	
Rio					
A-S6, 1.6L, 4cyl	31	27/37	\$1,750	7	
M-6, 1.6L, 4cyl	31	27/38	\$1,750	7	
Rio Eco					
A-S6, 1.6L, 4cyl	31	28/37	\$1,750	7	SS
LEXUS					
CT 200h					
AV, 1.8L, 4cyl	42	43/40	\$1,300	9	HEV SS
GS F					
A-S8, 5.0L, 8cyl	19	16/24	\$3,600	4	P
IS 200t					
A-S8, 2.0L, 4cyl	26	22/33	\$2,650	6	P T
IS 300 AWD					
A-S6, 3.5L, 6cyl	21	19/26	\$3,250	5	P
IS 350					
A-S8, 3.5L, 6cyl	22	19/28	\$3,100	5	P
IS 350 AWD					
A-S6, 3.5L, 6cyl	21	19/26	\$3,250	5	P
MAZDA					
2					
A-S6, 1.5L, 4cyl	37	33/43	\$1,500	8	
M-6, 1.5L, 4cyl	35	31/42	\$1,550	8	
3 4-Door					
A-S6, 2.0L, 4cyl	34	30/41	\$1,600	8	
M-6, 2.0L, 4cyl	33	29/41	\$1,650	8	
A-S6, 2.5L, 4cyl	33	29/40	\$1,650	8	i-ELOOP
A-S6, 2.5L, 4cyl	32	28/39	\$1,700	8	
M-6, 2.5L, 4cyl	29	25/37	\$1,900	7	
CX-3 2WD					
A-S6, 2.0L, 4cyl	31	29/35	\$1,750	7	
CX-3 4WD					
A-S6, 2.0L, 4cyl	29	27/32	\$1,900	7	
MERCEDES-BENZ					
AMG C63					
A-7, 4.0L, 8cyl	20	18/25	\$3,450	4	P T SS
AMG C63 S					
A-7, 4.0L, 8cyl	20	18/25	\$3,450	4	P T SS
AMG CLA45 4matic					
AM-7, 2.0L, 4cyl	26	23/31	\$2,650	6	P T SS
AMG CLS63 S 4matic					
A-7, 5.5L, 8cyl	18	16/22	\$3,800	4	P T SS
AMG S63 4matic Coupe					
A-7, 5.5L, 8cyl	18	15/23	\$3,800	4	P T SS
AMG S65 Coupe					
A-7, 6.0L, 12cyl	15	13/20	\$4,550	2	P T Tax SS

Manufacturer Model Configuration (trans, eng size, cyl)	MPG		Annual Fuel Cost	GHG Rating	Notes
	Comb	City/Hwy			
C300					
A-7, 2.0L, 4cyl	28	25/34	\$2,450	7	P T SS
C300 4matic					
A-7, 2.0L, 4cyl	27	24/31	\$2,550	6	P T SS
C350e					
A-7, 2.0L, 4cyl	See page 34				T PHEV SS
C450 AMG					
A-7, 3.0L, 6cyl	24	21/29	\$2,850	5	P T SS
CLA250					
AM-7, 2.0L, 4cyl	30	26/38	\$2,300	7	P T SS
CLA250 4matic					
AM-7, 2.0L, 4cyl	27	24/33	\$2,550	6	P T SS
AM-7, 2.0L, 4cyl	27	24/33	\$2,550	6	Gas
	20	18/24	\$1,900	7	E85
CLS400					
A-7, 3.0L, 6cyl	24	20/30	\$2,850	5	P T SS
CLS400 4matic					
A-7, 3.0L, 6cyl	22	19/26	\$3,100	5	P T SS
CLS550					
A-9, 4.7L, 8cyl	21	17/26	\$3,250	5	P T SS
CLS550 4matic					
A-9, 4.7L, 8cyl	20	17/25	\$3,450	4	P T SS
S550 4matic Coupe					
A-7, 4.7L, 8cyl	19	16/24	\$3,600	4	P T SS
MINI					
Cooper Countryman					
A-S6, 1.6L, 4cyl	27	25/30	\$2,550	6	P
M-6, 1.6L, 4cyl	29	27/32	\$2,350	7	P
Cooper Paceman					
A-S6, 1.6L, 4cyl	27	25/30	\$2,550	6	P
M-6, 1.6L, 4cyl	29	27/32	\$2,350	7	P
Cooper S Countryman					
A-S6, 1.6L, 4cyl	28	25/32	\$2,450	7	P T
M-6, 1.6L, 4cyl	29	26/32	\$2,350	7	P T
Cooper S Countryman All4					
A-S6, 1.6L, 4cyl	26	23/30	\$2,650	6	P T
M-6, 1.6L, 4cyl	27	25/31	\$2,550	6	P T
Cooper S Paceman					
A-S6, 1.6L, 4cyl	28	25/32	\$2,450	7	P T
M-6, 1.6L, 4cyl	29	26/32	\$2,350	7	P T
Cooper S Paceman All4					
A-S6, 1.6L, 4cyl	26	23/30	\$2,650	6	P T
M-6, 1.6L, 4cyl	27	25/31	\$2,550	6	P T
JCW Countryman All4					
A-S6, 1.6L, 4cyl	26	23/30	\$2,650	6	P T
M-6, 1.6L, 4cyl	27	25/31	\$2,550	6	P T
JCW Paceman All4					
A-S6, 1.6L, 4cyl	26	23/30	\$2,650	6	P T
M-6, 1.6L, 4cyl	27	25/31	\$2,550	6	P T
MITSUBISHI					
Lancer					
AV-S6, 2.0L, 4cyl	30	27/35	\$1,800	7	
M-5, 2.0L, 4cyl	28	24/34	\$1,950	7	
AV-S6, 2.4L, 4cyl	27	24/31	\$2,050	6	
M-5, 2.4L, 4cyl	25	22/31	\$2,200	6	
Lancer 4WD					
AV-S6, 2.4L, 4cyl	26	23/31	\$2,100	6	

Manufacturer Model Configuration (trans, eng size, cyl)	MPG		Annual Fuel Cost	GHG Rating	Notes
	Comb	City/Hwy			
NISSAN					
Versa					
A-4, 1.6L, 4cyl	30	26/35	\$1,800	7	
AV, 1.6L, 4cyl	35	31/40	\$1,550	8	
M-5, 1.6L, 4cyl	30	27/36	\$1,800	7	
ROLLS-ROYCE					
Dawn					
A-S8, 6.6L, 12cyl	14	12/19	\$4,900	2	P T Tax
Phantom Coupe					
A-S8, 6.7L, 12cyl	14	11/19	\$4,900	2	P Tax
Phantom Drophead Coupe					
A-S8, 6.7L, 12cyl	14	11/19	\$4,900	2	P Tax
SCION					
tC					
A-S6, 2.5L, 4cyl	26	23/31	\$2,100	6	
M-6, 2.5L, 4cyl	26	23/31	\$2,100	6	
SUBARU					
Impreza AWD					
AV-S6, 2.0L, 4cyl	31	28/37	\$1,750	7	
M-5, 2.0L, 4cyl	28	25/34	\$1,950	7	
WRX					
AV-S8, 2.0L, 4cyl	21	18/24	\$3,250	5	P T
M-6, 2.0L, 4cyl	23	20/27	\$3,000	5	P T
M-6, 2.5L, 4cyl	19	17/23	\$3,600	4	P T
TOYOTA					
Prius c					
▶AV, 1.5L, 4cyl	50	53/46	\$1,100	10	HEV SS
Yaris					
A-4, 1.5L, 4cyl	32	30/36	\$1,700	8	
M-5, 1.5L, 4cyl	33	30/37	\$1,650	8	
VOLKSWAGEN					
Beetle					
A-S6, 1.8L, 4cyl	28	25/34	\$1,950	7	T
M-5, 1.8L, 4cyl	28	25/34	\$1,950	7	T
AM-S6, 2.0L, 4cyl	27	24/31	\$2,050	6	T
M-6, 2.0L, 4cyl	26	23/31	\$2,100	6	T
Beetle Dune					
A-S6, 1.8L, 4cyl	27	24/31	\$2,050	6	T
CC					
AM-S6, 2.0L, 4cyl	25	22/31	\$2,750	6	P T
M-6, 2.0L, 4cyl	25	21/32	\$2,750	6	P T
CC 4motion					
A-S6, 3.6L, 6cyl	20	17/25	\$2,750	4	
e-Golf					
▶A-1	116	126/105	\$650	10	EV
Golf					
A-S6, 1.8L, 4cyl	29	25/36	\$1,900	7	T
M-5, 1.8L, 4cyl	30	25/37	\$1,800	7	T
Golf R					
AM-S6, 2.0L, 4cyl	25	23/30	\$2,750	6	P T
M-6, 2.0L, 4cyl	25	22/31	\$2,750	6	P T
GTI					
AM-S6, 2.0L, 4cyl	28	25/33	\$1,950	7	T
M-6, 2.0L, 4cyl	28	25/34	\$1,950	7	T

Manufacturer Model Configuration (trans, eng size, cyl)	MPG		Annual Fuel Cost	GHG Rating	Notes
	Comb	City/Hwy			
Jetta					
A-S6, 1.4L, 4cyl	32	28/39	\$1,700	8	T
M-5, 1.4L, 4cyl	33	28/40	\$1,650	8	T
A-S6, 1.8L, 4cyl	29	25/36	\$1,900	7	T
M-5, 1.8L, 4cyl	29	25/37	\$1,900	7	T
AM-S6, 2.0L, 4cyl	27	24/33	\$2,050	6	T
M-6, 2.0L, 4cyl	27	23/33	\$2,050	6	T
Jetta Hybrid					
AM-S7, 1.4L, 4cyl	44	42/48	\$1,550	9	P T HEV SS
VOLVO					
S60 AWD					
A-S8, 2.0L, 4cyl	25	22/31	\$2,750	6	P T S SS
A-S6, 2.5L, 5cyl	23	20/29	\$2,400	5	T
A-S6, 3.0L, 6cyl	21	18/27	\$2,600	5	T
S60 CC AWD					
A-S6, 2.5L, 5cyl	23	20/28	\$2,400	5	T
S60 FWD					
A-S8, 2.0L, 4cyl	30	26/38	\$1,800	7	T SS
A-S8, 2.0L, 4cyl	27	23/33	\$2,550	6	P T S SS
S60 Inscription AWD					
A-S6, 2.5L, 5cyl	23	20/29	\$2,400	5	T
S60 Inscription FWD					
A-S8, 2.0L, 4cyl	29	25/37	\$1,900	7	T SS
S60 PoleStar AWD					
A-S6, 3.0L, 6cyl	21	18/27	\$2,600	5	T
MIDSIZE CARS					
ACURA					
RLX					
A-S6, 3.5L, 6cyl	24	20/31	\$2,850	5	P
RLX Hybrid					
AM-7, 3.5L, 6cyl	30	28/32	\$2,300	7	P HEV SS
AUDI					
A6					
AM-S7, 2.0L, 4cyl	28	24/35	\$2,450	7	P T SS
A6 quattro					
A-S8, 2.0L, 4cyl	26	22/32	\$2,650	6	P T
A-S8, 3.0L, 6cyl	30	25/38	\$2,000	6	D T SS
A-S8, 3.0L, 6cyl	24	20/30	\$2,850	5	P S SS
A7 quattro					
A-S8, 3.0L, 6cyl	30	25/38	\$2,000	6	D T SS
A-S8, 3.0L, 6cyl	24	20/30	\$2,850	5	P S SS
RS 7					
A-S8, 4.0L, 8cyl	18	14/25	\$3,800	4	P T
S6					
AM-S7, 4.0L, 8cyl	21	18/27	\$3,250	5	P T
S7					
AM-S7, 4.0L, 8cyl	21	17/27	\$3,250	5	P T
S8					
A-S8, 4.0L, 8cyl	18	15/25	\$3,800	4	P T
BENTLEY					
Flying Spur					
A-S8, 4.0L, 8cyl	17	13/24	\$4,050	3	P T Tax
A-S8, 6.0L, 12cyl	14	12/20	\$4,900	2	P T Tax
Mulsanne					
A-S8, 6.8L, 8cyl	13	11/18	\$5,250	1	P T Tax

Manufacturer Model Configuration (trans, eng size, cyl)	MPG		Annual Fuel Cost	GHG Rating	Notes
	Comb	City/Hwy			
BMW					
528i					
A-S8, 2.0L, 4cyl	27	23/34	\$2,550	6	P T SS
528i xDrive					
A-S8, 2.0L, 4cyl	26	22/34	\$2,650	6	P T SS
535d					
A-S8, 3.0L, 6cyl	30	26/38	\$2,000	6	D T
535d xDrive					
A-S8, 3.0L, 6cyl	30	26/37	\$2,000	6	D T
535i					
A-S8, 3.0L, 6cyl	24	20/31	\$2,850	5	P T SS
535i xDrive					
A-S8, 3.0L, 6cyl	23	20/29	\$3,000	5	P T SS
550i					
A-S8, 4.4L, 8cyl	20	17/25	\$3,450	4	P T SS
550i xDrive					
A-S8, 4.4L, 8cyl	19	16/25	\$3,600	4	P T
ActiveHybrid 5					
A-S8, 3.0L, 6cyl	26	23/30	\$2,650	6	P T HEV SS
M5					
AM-S7, 4.4L, 8cyl	16	14/20	\$4,300	3	P T Tax SS
M-6, 4.4L, 8cyl	17	15/22	\$4,050	3	P T Tax SS
BUICK					
LaCrosse					
A-S6, 3.6L, 6cyl	22	18/28	\$2,500	5	
A-S6, 3.6L, 6cyl	21	18/28	\$2,600	5	Gas
A-S6, 3.6L, 6cyl	16	14/20	\$2,400	5	E85
LaCrosse AWD					
A-S6, 3.6L, 6cyl	20	17/26	\$2,750	4	Gas
A-S6, 3.6L, 6cyl	15	13/19	\$2,550	5	E85
LaCrosse eAssist					
A-S6, 2.4L, 4cyl	29	25/36	\$1,900	7	HEV SS
Regal					
A-S6, 2.0L, 4cyl	24	21/30	\$2,300	5	T
M-6, 2.0L, 4cyl	24	20/31	\$2,300	5	T
A-S6, 2.4L, 4cyl	23	19/31	\$2,400	5	
Regal AWD					
A-S6, 2.0L, 4cyl	22	19/27	\$2,500	5	T
Regal eAssist					
A-S6, 2.4L, 4cyl	29	25/36	\$1,900	7	HEV SS
CADILLAC					
CTS Sedan					
A-S8, 2.0L, 4cyl	25	21/31	\$2,750	6	P T
A-S8, 3.6L, 6cyl	24	20/30	\$2,300	5	
A-S8, 3.6L, 6cyl	19	16/24	\$3,600	4	P T
CTS Sedan AWD					
A-S8, 2.0L, 4cyl	24	21/29	\$2,850	5	P T
A-S8, 3.6L, 6cyl	22	19/28	\$2,500	5	
CTS-V					
A-S8, 6.2L, 8cyl	17	14/21	\$4,050	3	P S Tax
CHEVROLET					
Cruze Limited					
A-S6, 1.4L, 4cyl	30	26/38	\$1,800	7	T
M-6, 1.4L, 4cyl	30	26/38	\$1,800	7	T
A-S6, 1.8L, 4cyl	27	22/35	\$2,050	6	
M-6, 1.8L, 4cyl	29	25/36	\$1,900	7	

Manufacturer Model Configuration (trans, eng size, cyl)	MPG		Annual Fuel Cost	GHG Rating	Notes
	Comb	City/Hwy			
Cruze Limited Eco					
A-6, 1.4L, 4cyl	31	26/39	\$1,750	7	T
M-6, 1.4L, 4cyl	33	28/42	\$1,650	8	T
Impala Bi-Fuel (CNG)					
A-S6, 3.6L, 6cyl	20	17/25	\$2,750	4	Gas
A-S6, 3.6L, 6cyl	19	16/24	\$2,350	6	CNG
Malibu					
A-6, 1.5L, 4cyl	31	27/37	\$1,750	7	T SS
A-S8, 2.0L, 4cyl	26	22/33	\$2,100	6	T
Malibu Hybrid					
AV, 1.8L, 4cyl	46	47/46	\$1,200	10	HEV SS
Malibu Limited					
A-S6, 2.5L, 4cyl	27	24/34	\$2,050	6	
Sonic 5 RS					
A-S6, 1.4L, 4cyl	28	25/33	\$1,950	7	T
M-6, 1.4L, 4cyl	29	26/34	\$1,900	7	T
CHRYSLER					
200					
A-9, 2.4L, 4cyl	28	23/36	\$1,950	7	
A-9, 2.4L, 4cyl	28	23/36	\$1,950	7	Gas
A-9, 2.4L, 4cyl	21	17/28	\$1,800	7	E85
A-9, 3.6L, 6cyl	23	19/32	\$2,400	5	Gas
A-9, 3.6L, 6cyl	17	14/23	\$2,250	6	E85
200 AWD					
A-9, 3.6L, 6cyl	22	18/29	\$2,500	5	Gas
A-9, 3.6L, 6cyl	17	14/22	\$2,250	5	E85
DODGE					
Challenger					
A-8, 3.6L, 6cyl	23	19/30	\$2,400	5	
A-8, 5.7L, 8cyl	19	16/25	\$3,300	4	Mid
M-6, 5.7L, 8cyl	18	15/23	\$3,800	4	P
A-8, 6.4L, 8cyl	18	15/25	\$3,800	4	P
M-6, 6.4L, 8cyl	17	14/23	\$4,050	3	P Tax
Challenger SRT8					
A-8, 6.2L, 8cyl	16	13/22	\$4,300	3	P S Tax
M-6, 6.2L, 8cyl	16	13/21	\$4,300	3	P S Tax
A-8, 6.4L, 8cyl	18	15/25	\$3,800	4	P
M-6, 6.4L, 8cyl	17	14/23	\$4,050	3	P Tax
Dart					
AM-6, 1.4L, 4cyl	31	27/37	\$2,200	7	P T
M-6, 1.4L, 4cyl	32	27/39	\$2,150	8	P T
A-6, 2.0L, 4cyl	27	24/34	\$2,050	6	Gas
A-6, 2.0L, 4cyl	20	18/25	\$1,900	7	E85
M-6, 2.0L, 4cyl	29	25/36	\$1,900	7	
A-6, 2.4L, 4cyl	27	23/35	\$2,050	6	
M-6, 2.4L, 4cyl	27	22/35	\$2,050	6	
Dart Aero					
AM-6, 1.4L, 4cyl	32	28/40	\$2,150	8	P T
M-6, 1.4L, 4cyl	32	28/41	\$2,150	8	P T
Dart GT					
A-6, 2.4L, 4cyl	26	22/31	\$2,100	6	
M-6, 2.4L, 4cyl	27	23/33	\$2,050	6	
FERRARI					
FF					
AM-7, 6.3L, 12cyl	13	11/17	\$5,250	1	P Tax PT4WD SS
AM-7, 6.3L, 12cyl	13	11/16	\$5,250	1	P Tax PT4WD
FORD					
C-MAX Energi Plug-in Hybrid					
AV, 2.0L, 4cyl			See page 34		PHEV SS

Manufacturer Model Configuration (trans, eng size, cyl)	MPG		Annual Fuel Cost	GHG Rating	Notes
	Comb	City/Hwy			
Focus RS AWD					
M-6, 2.3L, 4cyl	22	19/25	\$3,100	5	P T SS
Focus ST FWD					
M-6, 2.0L, 4cyl	25	22/31	\$2,200	6	T
Fusion AWD					
A-S6, 2.0L, 4cyl	25	22/31	\$2,200	6	T
Fusion Energi Plug-in Hybrid					
AV, 2.0L, 4cyl	See page 34				PHEV SS
Fusion FWD					
A-S6, 1.5L, 4cyl	29	25/37	\$1,900	7	T SS
A-S6, 1.5L, 4cyl	28	24/36	\$1,950	7	T
A-S6, 2.0L, 4cyl	26	22/33	\$2,100	6	T
A-S6, 2.5L, 4cyl	26	22/34	\$2,100	6	
Fusion Hybrid FWD					
AV, 2.0L, 4cyl	42	44/41	\$1,300	9	HEV SS
HONDA					
Accord					
AV, 2.4L, 4cyl	31	27/37	\$1,750	7	
AV-S7, 2.4L, 4cyl	30	26/35	\$1,800	7	
M-6, 2.4L, 4cyl	27	23/34	\$2,050	6	
A-6, 3.5L, 6cyl	26	21/34	\$2,100	6	
A-S6, 3.5L, 6cyl	25	21/32	\$2,200	6	
M-6, 3.5L, 6cyl	22	18/28	\$2,500	5	
Civic 4Dr					
AV, 1.5L, 4cyl	35	31/42	\$1,550	8	T
AV, 2.0L, 4cyl	35	31/41	\$1,550	8	
M-6, 2.0L, 4cyl	31	27/40	\$1,750	7	
HYUNDAI					
Elantra					
A-S6, 1.8L, 4cyl	32	28/38	\$1,700	8	
M-6, 1.8L, 4cyl	31	27/37	\$1,750	7	
A-S6, 2.0L, 4cyl	28	24/35	\$1,950	7	
M-6, 2.0L, 4cyl	28	24/34	\$1,950	7	
Elantra GT					
A-S6, 2.0L, 4cyl	27	24/33	\$2,050	6	
M-6, 2.0L, 4cyl	27	24/33	\$2,050	6	
Elantra Limited					
A-S6, 1.8L, 4cyl	31	27/37	\$1,750	7	
Sonata Hybrid					
AM-6, 2.0L, 4cyl	41	39/43	\$1,350	9	HEV SS
Sonata Hybrid SE					
AM-6, 2.0L, 4cyl	42	40/44	\$1,300	9	HEV SS
Sonata Plug-in Hybrid					
AM-6, 2.0L, 4cyl	See page 34				PHEV SS
INFINITI					
Q50					
A-S7, 2.0L, 4cyl	26	23/31	\$2,650	6	P T SS
A-S7, 3.0L, 6cyl	23	19/28	\$3,000	5	P T
Q50 AWD					
A-S7, 2.0L, 4cyl	24	22/28	\$2,850	5	P T SS
A-S7, 3.0L, 6cyl	22	19/27	\$3,100	5	P T
Q50S					
A-S7, 3.0L, 6cyl	23	19/28	\$3,000	5	P T
Q50S AWD					
A-S7, 3.0L, 6cyl	21	18/26	\$3,250	5	P T
Q50S Red Sport					
A-S7, 3.0L, 6cyl	22	20/26	\$3,100	5	P T
Q50S Red Sport AWD					
A-S7, 3.0L, 6cyl	22	19/26	\$3,100	5	P T

Manufacturer Model Configuration (trans, eng size, cyl)	MPG		Annual Fuel Cost	GHG Rating	Notes
	Comb	City/Hwy			
Q70					
A-S7, 3.7L, 6cyl	21	18/26	\$3,250	5	P
A-S7, 5.6L, 8cyl	19	16/24	\$3,600	4	P
Q70 AWD					
A-S7, 3.7L, 6cyl	20	18/24	\$3,450	4	P
A-S7, 5.6L, 8cyl	18	16/23	\$3,800	4	P
Q70 Hybrid					
A-S7, 3.5L, 6cyl	31	29/34	\$2,200	7	P HEV SS
JAGUAR					
XF					
A-S8, 3.0L, 6cyl	24	20/30	\$2,850	5	P S SS
XF AWD					
A-S8, 3.0L, 6cyl	23	20/28	\$3,000	5	P S SS
KIA					
Forte					
A-S6, 1.8L, 4cyl	31	26/39	\$1,750	7	
M-6, 1.8L, 4cyl	30	25/37	\$1,800	7	
A-S6, 2.0L, 4cyl	28	24/35	\$1,950	7	
Optima Hybrid					
AM-6, 2.4L, 4cyl	38	36/40	\$1,450	9	HEV SS
Optima Hybrid EX					
AM-6, 2.4L, 4cyl	37	35/39	\$1,500	8	HEV SS
LEXUS					
ES 300h					
AV-S6, 2.5L, 4cyl	40	40/39	\$1,350	9	HEV SS
ES 350					
A-S6, 3.5L, 6cyl	24	21/31	\$2,300	5	
GS 200t					
A-S8, 2.0L, 4cyl	26	22/33	\$2,650	6	P T
GS 200t F Sport					
A-S8, 2.0L, 4cyl	24	21/30	\$2,850	5	P T
GS 350					
A-S8, 3.5L, 6cyl	23	20/29	\$3,000	5	P
GS 350 AWD					
A-S6, 3.5L, 6cyl	22	19/26	\$3,100	5	P
GS 350 F Sport					
A-S8, 3.5L, 6cyl	22	19/28	\$3,100	5	P
GS 450h					
AV-S8, 3.5L, 6cyl	31	29/34	\$2,200	7	P HEV SS
LS 460					
A-S8, 4.6L, 8cyl	19	16/24	\$3,600	4	P
LS 460 AWD					
A-S8, 4.6L, 8cyl	18	16/23	\$3,800	4	P
LS 460 L					
A-S8, 4.6L, 8cyl	19	16/24	\$3,600	4	P
LS 460 L AWD					
A-S8, 4.6L, 8cyl	18	16/23	\$3,800	4	P
LS 600h L					
AV-S8, 5.0L, 8cyl	20	19/23	\$3,450	4	P HEV SS
LINCOLN					
MKZ AWD					
A-S6, 2.0L, 4cyl	25	22/31	\$2,200	6	T
A-S6, 3.7L, 6cyl	20	17/24	\$2,750	4	
MKZ FWD					
A-S6, 2.0L, 4cyl	26	22/33	\$2,100	6	T
A-S6, 3.7L, 6cyl	22	18/27	\$2,500	5	

Manufacturer Model Configuration (trans, eng size, cyl)	MPG		Annual Fuel Cost	GHG Rating	Notes
	Comb	City/Hwy			
MKZ Hybrid FWD					
AV, 2.0L, 4cyl	40	41/39	\$1,350	9	HEV SS
MASERATI					
Ghibli S RWD					
A-8, 3.0L, 6cyl	19	16/24	\$3,600	4	P T
Ghibli V6					
A-8, 3.0L, 6cyl	19	17/24	\$3,600	4	P T
Ghibli V6 SQ4					
A-8, 3.0L, 6cyl	19	16/24	\$3,600	4	P T
MAZDA					
3 5-Door					
A-S6, 2.0L, 4cyl	33	30/40	\$1,650	8	
M-6, 2.0L, 4cyl	33	29/40	\$1,650	8	
A-S6, 2.5L, 4cyl	32	28/39	\$1,700	8	i-ELOOP
A-S6, 2.5L, 4cyl	31	27/37	\$1,750	7	
M-6, 2.5L, 4cyl	29	26/35	\$1,900	7	
6					
A-S6, 2.5L, 4cyl	32	28/40	\$1,700	8	i-ELOOP
A-S6, 2.5L, 4cyl	31	26/38	\$1,750	7	
M-6, 2.5L, 4cyl	29	25/37	\$1,900	7	
MERCEDES-BENZ					
AMG E63 4matic					
A-7, 5.5L, 8cyl	19	16/23	\$3,600	4	P T SS
AMG E63 S 4matic					
A-7, 5.5L, 8cyl	18	15/22	\$3,800	4	P T SS
B250e					
A-1	84	85/82	\$900	10	EV
E250 Bluetec					
A-7, 2.1L, 4cyl		See page 29			D T SS
E250 Bluetec 4matic					
A-7, 2.1L, 4cyl		See page 29			D T SS
E350					
A-7, 3.5L, 6cyl	23	20/29	\$3,000	5	P SS
A-7, 3.5L, 6cyl	23	20/29	\$3,000	5	Gas
	16	14/20	\$2,400	5	E85
E350 4matic					
A-7, 3.5L, 6cyl	23	20/28	\$3,000	5	P SS
A-7, 3.5L, 6cyl	23	20/28	\$3,000	5	Gas
	17	15/21	\$2,250	6	E85
E400					
A-7, 3.0L, 6cyl	23	20/29	\$3,000	5	P T SS
E400 4matic					
A-7, 3.0L, 6cyl	23	20/28	\$3,000	5	P T SS
E550 4matic					
A-7, 4.7L, 8cyl	21	18/24	\$3,250	5	P T SS
MINI					
Cooper Clubman					
A-S6, 1.5L, 3cyl	28	25/34	\$2,450	7	P T
M-6, 1.5L, 3cyl	28	25/35	\$2,450	7	P T SS
Cooper S Clubman					
A-S8, 2.0L, 4cyl	27	24/34	\$2,550	6	P T SS
M-6, 2.0L, 4cyl	26	22/32	\$2,650	6	P T SS
NISSAN					
Altima					
AV, 2.5L, 4cyl	31	27/39	\$1,750	7	
AV-S7, 3.5L, 6cyl	26	22/32	\$2,100	6	
Altima SR					
AV-S7, 2.5L, 4cyl	30	26/37	\$1,800	7	

Manufacturer Model Configuration (trans, eng size, cyl)	MPG		Annual Fuel Cost	GHG Rating	Notes
	Comb	City/Hwy			
Leaf (24 kW-hr battery pack)					
▶A-1	114	126/101	\$650	10	EV
Leaf (30 kW-hr battery pack)					
A-1	112	124/101	\$650	10	EV
Maxima					
AV-S7, 3.5L, 6cyl	25	22/30	\$2,750	6	P
Sentra					
AV, 1.8L, 4cyl	32	29/38	\$1,700	8	
M-6, 1.8L, 4cyl	30	27/36	\$1,800	7	
Sentra FE					
AV, 1.8L, 4cyl	34	30/40	\$1,600	8	
ROLLS-ROYCE					
Wraith					
A-S8, 6.6L, 12cyl	15	13/21	\$4,550	2	P T Tax
SCION					
iM					
AV-S7, 1.8L, 4cyl	32	28/37	\$1,700	8	
M-6, 1.8L, 4cyl	31	27/36	\$1,750	7	
SUBARU					
Legacy AWD					
AV-S6, 2.5L, 4cyl	30	26/36	\$1,800	7	
AV-S6, 3.6L, 6cyl	23	20/29	\$2,400	5	
TOYOTA					
Avalon					
A-S6, 3.5L, 6cyl	24	21/31	\$2,300	5	
Avalon Hybrid					
AV-S6, 2.5L, 4cyl	40	40/39	\$1,350	9	HEV SS
Camry					
A-S6, 2.5L, 4cyl	28	25/35	\$1,950	7	
A-S6, 3.5L, 6cyl	25	21/31	\$2,200	6	
Camry Hybrid LE					
AV, 2.5L, 4cyl	41	43/39	\$1,350	9	HEV SS
Camry Hybrid XLE/SE					
AV, 2.5L, 4cyl	40	40/38	\$1,350	9	HEV SS
Corolla					
A-4, 1.8L, 4cyl	31	27/36	\$1,750	7	
AV, 1.8L, 4cyl	32	29/38	\$1,700	8	
AV-S7, 1.8L, 4cyl	32	29/37	\$1,700	8	
M-6, 1.8L, 4cyl	31	28/37	\$1,750	7	
Corolla LE Eco					
AV, 1.8L, 4cyl	35	30/42	\$1,550	8	
AV, 1.8L, 4cyl	34	30/40	\$1,600	8	2 mode
Prius					
AV, 1.8L, 4cyl	52	54/50	\$1,050	10	HEV SS
Prius Eco					
▶AV, 1.8L, 4cyl	56	58/53	\$1,000	10	HEV SS
VOLKSWAGEN					
Passat					
A-S6, 1.8L, 4cyl	29	25/38	\$1,900	7	T
AM-S6, 3.6L, 6cyl	23	20/28	\$2,400	5	
VOLVO					
S80 FWD					
A-S8, 2.0L, 4cyl	29	25/37	\$1,900	7	T SS

Manufacturer Model Configuration (trans, eng size, cyl)	MPG		Annual Fuel Cost	GHG Rating	Notes
	Comb	City/Hwy			
LARGE CARS					

AUDI

A8 L

A-S8, 3.0L, 6cyl	28	24/36	\$2,100	6	D T SS
A-S8, 3.0L, 6cyl	22	19/29	\$3,100	5	P S SS
A-S8, 4.0L, 8cyl	22	18/29	\$3,100	5	P T SS
A-S8, 6.3L, 12cyl	16	13/22	\$4,300	3	P Tax

BMW

328i xDrive Gran Turismo

A-S8, 2.0L, 4cyl	26	22/34	\$2,650	6	P T SS
------------------	----	-------	---------	---	--------

335i xDrive Gran Turismo

A-S8, 3.0L, 6cyl	23	20/30	\$3,000	5	P T SS
------------------	----	-------	---------	---	--------

535i Gran Turismo

A-S8, 3.0L, 6cyl	22	19/28	\$3,100	5	P T SS
------------------	----	-------	---------	---	--------

535i xDrive Gran Turismo

A-S8, 3.0L, 6cyl	21	18/26	\$3,250	5	P T SS
------------------	----	-------	---------	---	--------

740i

A-S8, 3.0L, 6cyl	24	21/29	\$2,850	5	P T SS
------------------	----	-------	---------	---	--------

750i

A-S8, 4.4L, 8cyl	20	17/25	\$3,450	4	P T SS
------------------	----	-------	---------	---	--------

750i xDrive

A-S8, 4.4L, 8cyl	19	16/25	\$3,600	4	P T SS
------------------	----	-------	---------	---	--------

X1 xDrive28i

A-S8, 2.0L, 4cyl	26	22/32	\$2,650	6	P T SS
------------------	----	-------	---------	---	--------

CADILLAC

CT6

A-S8, 2.0L, 4cyl	25	22/31	\$2,200	6	T
------------------	----	-------	---------	---	---

CT6 AWD

A-S8, 3.0L, 6cyl	21	18/26	\$3,250	5	P T
------------------	----	-------	---------	---	-----

A-S8, 3.6L, 6cyl	22	18/27	\$2,500	5	
------------------	----	-------	---------	---	--

XTS

A-S6, 3.6L, 6cyl	22	18/28	\$2,500	5	
------------------	----	-------	---------	---	--

XTS AWD

A-S6, 3.6L, 6cyl	20	17/26	\$2,750	4	
------------------	----	-------	---------	---	--

A-S6, 3.6L, 6cyl	18	16/23	\$3,800	4	P T
------------------	----	-------	---------	---	-----

CHEVROLET

Impala

A-S6, 2.5L, 4cyl	25	22/31	\$2,200	6	
------------------	----	-------	---------	---	--

A-S6, 3.6L, 6cyl	22	19/29	\$2,500	5	Gas
------------------	----	-------	---------	---	-----

	16	14/20	\$2,400	5	E85
--	----	-------	---------	---	-----

A-S6, 3.6L, 6cyl	22	18/28	\$2,500	5	
------------------	----	-------	---------	---	--

Impala Limited

A-6, 3.6L, 6cyl	22	18/30	\$2,500	5	Gas
-----------------	----	-------	---------	---	-----

	16	13/22	\$2,400	5	E85
--	----	-------	---------	---	-----

SS

A-S6, 6.2L, 8cyl	16	14/20	\$4,300	3	P Tax
------------------	----	-------	---------	---	-------

M-6, 6.2L, 8cyl	17	14/22	\$3,200	3	Tax
-----------------	----	-------	---------	---	-----

CHRYSLER

300

A-8, 3.6L, 6cyl	23	19/31	\$2,400	5	
-----------------	----	-------	---------	---	--

A-8, 3.6L, 6cyl	23	19/31	\$2,400	5	Gas
-----------------	----	-------	---------	---	-----

	17	14/23	\$2,250	5	E85
--	----	-------	---------	---	-----

A-8, 5.7L, 8cyl	19	16/25	\$3,300	4	Mid
-----------------	----	-------	---------	---	-----

300 AWD

A-8, 3.6L, 6cyl	21	18/27	\$2,600	5	
-----------------	----	-------	---------	---	--

A-8, 3.6L, 6cyl	21	18/27	\$2,600	5	Gas
-----------------	----	-------	---------	---	-----

	16	14/20	\$2,400	5	E85
--	----	-------	---------	---	-----

Manufacturer Model Configuration (trans, eng size, cyl)	MPG		Annual Fuel Cost	GHG Rating	Notes
	Comb	City/Hwy			

DODGE

Charger

A-8, 3.6L, 6cyl	23	19/31	\$2,400	5	
-----------------	----	-------	---------	---	--

A-8, 3.6L, 6cyl	23	19/31	\$2,400	5	Gas
-----------------	----	-------	---------	---	-----

	17	14/23	\$2,250	5	E85
--	----	-------	---------	---	-----

A-8, 5.7L, 8cyl	19	16/25	\$3,300	4	Mid
-----------------	----	-------	---------	---	-----

A-8, 6.4L, 8cyl	18	15/25	\$3,800	4	P
-----------------	----	-------	---------	---	---

Charger AWD

A-8, 3.6L, 6cyl	21	18/27	\$2,600	5	
-----------------	----	-------	---------	---	--

A-8, 3.6L, 6cyl	21	18/27	\$2,600	5	Gas
-----------------	----	-------	---------	---	-----

	16	14/20	\$2,400	5	E85
--	----	-------	---------	---	-----

Charger SRT8

A-8, 6.2L, 8cyl	16	13/22	\$4,300	3	P S Tax
-----------------	----	-------	---------	---	---------

A-8, 6.4L, 8cyl	18	15/25	\$3,800	4	P
-----------------	----	-------	---------	---	---

FORD

C-MAX Hybrid FWD

AV, 2.0L, 4cyl	40	42/37	\$1,350	9	HEV SS
-----------------------	-----------	--------------	----------------	----------	---------------

Taurus AWD

A-S6, 3.5L, 6cyl	19	17/24	\$2,900	4	
------------------	----	-------	---------	---	--

A-S6, 3.5L, 6cyl	19	16/24	\$2,900	4	T
------------------	----	-------	---------	---	---

Taurus AWD FFV

A-S6, 3.5L, 6cyl	19	17/24	\$2,900	4	Gas
------------------	----	-------	---------	---	-----

	14	13/18	\$2,750	4	E85
--	----	-------	---------	---	-----

Taurus FWD

A-S6, 2.0L, 4cyl	23	20/29	\$2,400	5	T
------------------	----	-------	---------	---	---

A-S6, 3.5L, 6cyl	21	18/27	\$2,600	5	
------------------	----	-------	---------	---	--

Taurus FWD FFV

A-S6, 3.5L, 6cyl	21	18/27	\$2,600	5	Gas
------------------	----	-------	---------	---	-----

	16	13/20	\$2,400	5	E85
--	----	-------	---------	---	-----

HYUNDAI

Azera

A-S6, 3.3L, 6cyl	23	20/29	\$2,400	5	
------------------	----	-------	---------	---	--

Azera Limited

A-S6, 3.3L, 6cyl	22	19/28	\$2,500	5	
------------------	----	-------	---------	---	--

Equus

A-S8, 5.0L, 8cyl	18	15/23	\$3,800	4	P
------------------	----	-------	---------	---	---

Genesis AWD

A-S8, 3.8L, 6cyl	19	16/25	\$2,900	4	
------------------	----	-------	---------	---	--

Genesis RWD

A-S8, 3.8L, 6cyl	22	18/29	\$2,500	5	
------------------	----	-------	---------	---	--

A-S8, 5.0L, 8cyl	18	15/23	\$3,800	4	P
------------------	----	-------	---------	---	---

Sonata

AM-7, 1.6L, 4cyl	32	28/38	\$1,700	8	T
------------------	----	-------	---------	---	---

A-S6, 2.0L, 4cyl	26	23/32	\$2,100	6	T
------------------	----	-------	---------	---	---

A-S6, 2.4L, 4cyl	30	25/38	\$1,800	7	
------------------	----	-------	---------	---	--

Sonata Limited

A-S6, 2.0L, 4cyl	25	21/31	\$2,200	6	T
------------------	----	-------	---------	---	---

Sonata Sport Limited

A-S6, 2.4L, 4cyl	29	25/36	\$1,900	7	
------------------	----	-------	---------	---	--

JAGUAR

XJ

A-S8, 3.0L, 6cyl	21	18/27	\$3,250	5	P S SS
------------------	----	-------	---------	---	--------

A-S8, 5.0L, 8cyl	18	15/23	\$3,800	4	P S SS
------------------	----	-------	---------	---	--------

XJ AWD

A-S8, 3.0L, 6cyl	20	17/26	\$3,450	4	P S SS
------------------	----	-------	---------	---	--------

XJL

A-S8, 3.0L, 6cyl	21	18/27	\$3,250	5	P S SS
------------------	----	-------	---------	---	--------

A-S8, 5.0L, 8cyl	18	15/23	\$3,800	4	P S SS
------------------	----	-------	---------	---	--------

Manufacturer Model Configuration (trans, eng size, cyl)	MPG		Annual Fuel Cost	GHG Rating	Notes
	Comb	City/Hwy			
XJL AWD					
A-S8, 3.0L, 6cyl	20	17/25	\$3,450	4	P S SS
KIA					
Cadenza					
A-S6, 3.3L, 6cyl	22	19/28	\$2,500	5	
Forte 5					
A-S6, 1.6L, 4cyl	24	21/29	\$2,300	5	T
M-6, 1.6L, 4cyl	24	21/29	\$2,300	5	T
A-S6, 2.0L, 4cyl	28	25/33	\$1,950	7	
K900					
A-S8, 3.8L, 6cyl	20	17/26	\$2,750	4	
A-S8, 5.0L, 8cyl	18	15/23	\$3,050	4	
Optima					
AM-7, 1.6L, 4cyl	32	28/39	\$1,700	8	T
A-S6, 2.0L, 4cyl	25	22/32	\$2,200	6	T
A-S6, 2.4L, 4cyl	28	24/35	\$1,950	7	
Optima FE					
A-S6, 2.0L, 4cyl	26	22/32	\$2,100	6	T
A-S6, 2.4L, 4cyl	30	25/37	\$1,800	7	
LINCOLN					
MKS AWD					
A-S6, 3.5L, 6cyl	19	16/24	\$2,900	4	T
A-S6, 3.7L, 6cyl	19	17/24	\$2,900	4	
MKS FWD					
A-S6, 3.7L, 6cyl	20	17/26	\$2,750	4	
MASERATI					
Quattroporte GTS					
A-8, 3.8L, 8cyl	17	15/22	\$4,050	3	P T Tax
Quattroporte S					
A-8, 3.0L, 6cyl	18	16/23	\$3,800	4	P T
Quattroporte SQ4 V6					
A-8, 3.0L, 6cyl	18	16/23	\$3,800	4	P T
MERCEDES-BENZ					
AMG S63 4matic					
A-7, 5.5L, 8cyl	18	15/23	\$3,800	4	P T SS
AMG S65					
A-7, 6.0L, 12cyl	15	13/20	\$4,550	2	P T Tax SS
Maybach S 600					
A-7, 6.0L, 12cyl	15	13/20	\$4,550	2	P T Tax SS
S550					
A-7, 4.7L, 8cyl	20	17/26	\$3,450	4	P T SS
S550 4matic					
A-7, 4.7L, 8cyl	19	16/26	\$3,600	4	P T SS
S550e					
A-7, 3.0L, 6cyl		See page 34			T PHEV SS
S600					
A-7, 6.0L, 12cyl	16	14/21	\$4,300	3	P T Tax SS
PORSCHE					
Panamera					
AM-S7, 3.6L, 6cyl	22	18/28	\$3,100	5	P SS
Panamera 4					
AM-S7, 3.6L, 6cyl	21	18/27	\$3,250	5	P SS
Panamera 4S					
AM-S7, 3.0L, 6cyl	21	17/27	\$3,250	5	P T SS
Panamera 4S Executive					
AM-S7, 3.0L, 6cyl	20	17/26	\$3,450	4	P T SS

Manufacturer Model Configuration (trans, eng size, cyl)	MPG		Annual Fuel Cost	GHG Rating	Notes
	Comb	City/Hwy			
Panamera GTS					
AM-S7, 4.8L, 8cyl	19	16/24	\$3,600	4	P SS
Panamera S					
AM-S7, 3.0L, 6cyl	21	17/27	\$3,250	5	P T SS
Panamera S E-Hybrid					
AM-S8, 3.0L, 6cyl		See page 34			S PHEV SS
Panamera Turbo					
AM-S7, 4.8L, 8cyl	18	15/24	\$3,800	4	P T SS
Panamera Turbo Executive					
AM-S7, 4.8L, 8cyl	18	15/24	\$3,800	4	P T SS
Panamera Turbo S					
AM-S7, 4.8L, 8cyl	18	15/24	\$3,800	4	P T SS
Panamera Turbo S Executive					
AM-S7, 4.8L, 8cyl	18	15/24	\$3,800	4	P T SS
ROLLS-ROYCE					
Ghost					
A-S8, 6.6L, 12cyl	15	13/21	\$4,550	2	P T Tax
Ghost EWB					
A-S8, 6.6L, 12cyl	15	13/21	\$4,550	2	P T Tax
Phantom					
A-S8, 6.7L, 12cyl	14	11/19	\$4,900	2	P Tax
Phantom EWB					
A-S8, 6.7L, 12cyl	14	11/19	\$4,900	2	P Tax
TESLA					
Model S (60 kW-hr battery pack)					
A-1	99	98/101	\$750	10	EV
Model S (70 kW-hr battery pack)					
A-1	89	88/90	\$850	10	EV
Model S (75 kW-hr battery pack)					
A-1	98	97/100	\$750	10	EV
Model S (85 kW-hr battery pack)					
A-1	89	88/90	\$850	10	EV
Model S (90 kW-hr battery pack)					
A-1	89	88/90	\$850	10	EV
Model S AWD - 60D					
A-1	104	101/107	\$700	10	EV
Model S AWD - 70D					
A-1	101	101/102	\$750	10	EV
Model S AWD - 75D					
A-1	103	102/105	\$750	10	EV
Model S AWD - 85D					
A-1	100	95/106	\$750	10	EV
Model S AWD - 90D					
A-1	103	101/107	\$750	10	EV
Model S AWD - P100D					
A-1	98	92/105	\$800	10	EV
Model S AWD - P85D					
A-1	93	89/98	\$800	10	EV
Model S AWD - P90D					
A-1	95	91/100	\$800	10	EV
SMALL STATION WAGONS					
AUDI					
allroad quattro					
A-S8, 2.0L, 4cyl	24	21/28	\$2,850	5	Gas
	17	15/21	\$2,250	6	E85

Manufacturer Model Configuration (trans, eng size, cyl)	MPG		Annual Fuel Cost	GHG Rating	Notes
	Comb	City/Hwy			

BMW

328d xDrive Sports Wagon

A-S8, 2.0L, 4cyl	34	30/40	\$1,750	7	D T
------------------	----	-------	---------	---	-----

328i xDrive Sports Wagon

A-S8, 2.0L, 4cyl	26	22/34	\$2,650	6	P T SS
------------------	----	-------	---------	---	--------

CHEVROLET

Sonic 5

A-S6, 1.4L, 4cyl	31	27/37	\$1,750	7	T
M-6, 1.4L, 4cyl	33	29/40	\$1,650	8	T
A-S6, 1.8L, 4cyl	28	24/35	\$1,950	7	
M-5, 1.8L, 4cyl	30	26/35	\$1,800	7	

FIAT

500 L

A-6, 1.4L, 4cyl	25	22/30	\$2,750	6	P T
M-6, 1.4L, 4cyl	28	25/33	\$2,450	7	P T

HONDA

Fit

▶AV, 1.5L, 4cyl	36	33/41	\$1,500	8	
AV-S7, 1.5L, 4cyl	35	32/38	\$1,550	8	
M-6, 1.5L, 4cyl	32	29/37	\$1,700	8	

INFINITI

QX50

A-S7, 3.7L, 6cyl	20	17/24	\$3,450	4	P
------------------	----	-------	---------	---	---

QX50 AWD

A-S7, 3.7L, 6cyl	20	17/24	\$3,450	4	P
------------------	----	-------	---------	---	---

KIA

Soul

A-S6, 1.6L, 4cyl	26	24/30	\$2,100	6	
M-6, 1.6L, 4cyl	26	24/30	\$2,100	6	
A-S6, 2.0L, 4cyl	27	24/31	\$2,050	6	

Soul ECO dynamics

A-S6, 2.0L, 4cyl	27	24/31	\$2,050	6	SS
------------------	----	-------	---------	---	----

Soul Electric

▶A-1	105	120/92	\$700	10	EV
------	-----	--------	-------	----	----

NISSAN

Juke

AV-S7, 1.6L, 4cyl	30	28/32	\$2,300	7	P T
M-6, 1.6L, 4cyl	30	28/34	\$2,300	7	P T

Juke AWD

AV-S7, 1.6L, 4cyl	28	26/31	\$2,450	7	P T
-------------------	----	-------	---------	---	-----

Juke Nismo RS

M-6, 1.6L, 4cyl	27	25/31	\$2,550	6	P T
-----------------	----	-------	---------	---	-----

Juke Nismo RS AWD

AV-S8, 1.6L, 4cyl	27	25/29	\$2,550	6	P T
-------------------	----	-------	---------	---	-----

SUBARU

Impreza Sport AWD

AV-S6, 2.0L, 4cyl	31	27/36	\$1,750	7	
M-5, 2.0L, 4cyl	28	24/33	\$1,950	7	

Impreza Wagon AWD

AV-S6, 2.0L, 4cyl	31	28/37	\$1,750	7	
M-5, 2.0L, 4cyl	28	25/34	\$1,950	7	

VOLKSWAGEN

Golf SportWagen

A-S6, 1.8L, 4cyl	29	25/35	\$1,900	7	T
M-5, 1.8L, 4cyl	29	25/36	\$1,900	7	T

Manufacturer Model Configuration (trans, eng size, cyl)	MPG		Annual Fuel Cost	GHG Rating	Notes
	Comb	City/Hwy			

VOLVO

V60 AWD

A-S8, 2.0L, 4cyl	25	22/31	\$2,750	6	P T S SS
A-S6, 2.5L, 5cyl	23	20/29	\$2,400	5	T
A-S6, 3.0L, 6cyl	21	18/27	\$2,600	5	T

V60 CC AWD

A-S6, 2.5L, 5cyl	23	20/28	\$2,400	5	T
------------------	----	-------	---------	---	---

V60 FWD

A-S8, 2.0L, 4cyl	29	25/37	\$1,900	7	T SS
------------------	----	-------	---------	---	------

V60 PoleStar AWD

A-S6, 3.0L, 6cyl	21	18/27	\$2,600	5	T
------------------	----	-------	---------	---	---

MIDSIZE STATION WAGONS

MERCEDES-BENZ

AMG E63 S 4matic (wagon)

A-7, 5.5L, 8cyl	18	15/21	\$3,800	4	P T SS
-----------------	----	-------	---------	---	--------

AMG GLA45 4matic

AM-7, 2.0L, 4cyl	25	22/29	\$2,750	6	P T SS
------------------	----	-------	---------	---	--------

E350 4matic (wagon)

A-7, 3.5L, 6cyl	22	20/27	\$3,100	5	P SS
-----------------	----	-------	---------	---	------

NISSAN

Murano AWD

AV-S7, 3.5L, 6cyl	24	21/28	\$2,300	5	
-------------------	----	-------	---------	---	--

Murano FWD

AV-S7, 3.5L, 6cyl	24	21/28	\$2,300	5	
-------------------	----	-------	---------	---	--

Murano Hybrid AWD

AV-S7, 2.5L, 4cyl	28	26/30	\$1,950	7	S HEV SS
-------------------	----	-------	---------	---	----------

Murano Hybrid FWD

AV-S7, 2.5L, 4cyl	29	28/31	\$1,900	7	S HEV SS
-------------------	----	-------	---------	---	----------

TOYOTA

Prius v

▶AV, 1.8L, 4cyl	42	44/40	\$1,300	9	HEV SS
-----------------	----	-------	---------	---	--------

SMALL PICKUP TRUCKS 2WD

CHEVROLET

Colorado 2WD

A-6, 2.5L, 4cyl	22	20/27	\$2,500	5	
M-6, 2.5L, 4cyl	22	19/26	\$2,500	5	
▶A-6, 2.8L, 4cyl	25	22/31	\$2,350	5	D T
A-6, 3.6L, 6cyl	21	18/26	\$2,600	5	

GMC

Canyon 2WD

A-6, 2.5L, 4cyl	22	20/27	\$2,500	5	
M-6, 2.5L, 4cyl	22	19/26	\$2,500	5	
▶A-6, 2.8L, 4cyl	25	22/31	\$2,350	5	D T
A-6, 3.6L, 6cyl	21	18/26	\$2,600	5	

NISSAN

Frontier 2WD

A-5, 2.5L, 4cyl	19	17/23	\$2,900	4	
M-5, 2.5L, 4cyl	21	19/23	\$2,600	5	
A-5, 4.0L, 6cyl	18	16/22	\$3,050	4	
M-6, 4.0L, 6cyl	19	17/22	\$2,900	4	

TOYOTA

Tacoma 2WD

A-S6, 2.7L, 4cyl	21	19/23	\$2,600	5	
A-S6, 3.5L, 6cyl	21	19/24	\$2,600	5	

Manufacturer Model Configuration (trans, eng size, cyl)	MPG		Annual Fuel Cost	GHG Rating	Notes
	Comb	City/Hwy			

SMALL PICKUP TRUCKS 4WD

CHEVROLET

Colorado 4WD

A-6, 2.5L, 4cyl	21	19/25	\$2,600	5	
A-6, 2.8L, 4cyl	23	20/29	\$2,600	4	D T
A-6, 3.6L, 6cyl	20	17/24	\$2,750	4	

GMC

Canyon 4WD

A-6, 2.5L, 4cyl	21	19/25	\$2,600	5	
A-6, 2.8L, 4cyl	23	20/29	\$2,600	4	D T
A-6, 3.6L, 6cyl	20	17/24	\$2,750	4	

NISSAN

Frontier 4WD

A-5, 4.0L, 6cyl	17	15/21	\$3,200	3	PT4WD
M-6, 4.0L, 6cyl	18	16/21	\$3,050	4	PT4WD

TOYOTA

Tacoma 4WD

A-S6, 2.7L, 4cyl	20	19/22	\$2,750	4	PT4WD
M-5, 2.7L, 4cyl	20	19/21	\$2,750	4	PT4WD
A-S6, 3.5L, 6cyl	20	18/23	\$2,750	4	PT4WD
M-6, 3.5L, 6cyl	19	17/21	\$2,900	4	PT4WD

Tacoma 4WD Double Cab

M-6, 3.5L, 6cyl	18	17/20	\$3,050	4	PT4WD ORP
-----------------	----	-------	---------	---	-----------

STANDARD PICKUP TRUCKS 2WD

CHEVROLET

Silverado 15 Hybrid 2WD

A-8, 5.3L, 8cyl	20	18/24	\$2,750	4	HEV SS
-----------------	----	-------	---------	---	--------

Silverado C15 2WD

A-6, 4.3L, 6cyl	20	18/24	\$2,750	4	Gas
	14	12/16	\$2,750	4	E85
A-6, 5.3L, 8cyl	19	16/23	\$2,900	4	
A-6, 5.3L, 8cyl	19	16/23	\$2,900	4	Gas
	14	12/17	\$2,750	4	E85
A-8, 5.3L, 8cyl	18	16/22	\$3,050	4	
A-8, 6.2L, 8cyl	17	15/21	\$3,200	3	

FORD

F150 2.7L 2WD GVWR>6649 LBS PAYLOAD PACKAGE

A-S6, 2.7L, 6cyl	21	18/24	\$2,600	5	T SS
------------------	----	-------	---------	---	------

F150 3.5L 2WD GVWR>7599 LBS PAYLOAD PACKAGE

A-S6, 3.5L, 6cyl	18	16/22	\$3,050	4	T
------------------	----	-------	---------	---	---

F150 5.0L 2WD FFV GVWR>7599 LBS PAYLOAD PACKAGE

A-S6, 5.0L, 8cyl	16	14/20	\$3,400	3	Gas
	13	11/16	\$2,950	4	E85

F150 Pickup 2WD

A-S6, 2.7L, 6cyl	22	19/26	\$2,500	5	T SS
A-S6, 3.5L, 6cyl	20	17/24	\$2,750	4	T

F150 Pickup 2WD FFV

A-6, 3.5L, 6cyl	20	18/25	\$2,750	4	Gas
	15	13/18	\$2,550	5	E85
A-S6, 5.0L, 8cyl	18	15/22	\$3,050	4	Gas
	13	11/16	\$2,950	4	E85

GMC

Sierra 15 Hybrid 2WD

A-8, 5.3L, 8cyl	20	18/24	\$2,750	4	HEV SS
-----------------	----	-------	---------	---	--------

Manufacturer Model Configuration (trans, eng size, cyl)	MPG		Annual Fuel Cost	GHG Rating	Notes
	Comb	City/Hwy			

Sierra C15 2WD

A-6, 4.3L, 6cyl	20	18/24	\$2,750	4	Gas
	14	12/16	\$2,750	4	E85
A-6, 5.3L, 8cyl	19	16/23	\$2,900	4	
A-6, 5.3L, 8cyl	19	16/23	\$2,900	4	Gas
	14	12/17	\$2,750	4	E85
A-8, 5.3L, 8cyl	18	16/22	\$3,050	4	
A-8, 6.2L, 8cyl	17	15/21	\$3,200	3	

RAM

1500 2WD

A-8, 3.0L, 6cyl	23	20/28	\$2,600	4	D T
A-8, 3.6L, 6cyl	20	17/25	\$2,750	4	Gas
	14	12/17	\$2,750	4	E85
A-6, 5.7L, 8cyl	16	14/20	\$3,950	3	Mid
A-8, 5.7L, 8cyl	17	15/22	\$3,700	3	Mid

1500 HFE 2WD

A-8, 3.0L, 6cyl	24	21/29	\$2,450	5	D T
A-8, 3.6L, 6cyl	21	18/25	\$2,600	5	SS

ROUSH PERFORMANCE

F150 Pickup 2WD

A-S6, 5.0L, 8cyl	13	12/15	\$5,250	1	P S
------------------	----	-------	---------	---	-----

TOYOTA

Tundra 2WD

A-S6, 4.6L, 8cyl	16	15/19	\$3,400	3	
A-S6, 5.7L, 8cyl	15	13/18	\$3,650	2	

Tundra 2WD FFV

A-S6, 5.7L, 8cyl	15	13/18	\$3,650	2	Gas
	11	9/13	\$3,500	3	E85

STANDARD PICKUP TRUCKS 4WD

CHEVROLET

Silverado 15 Hybrid 4WD

A-8, 5.3L, 8cyl	18	16/21	\$3,050	4	HEV SS
-----------------	----	-------	---------	---	--------

Silverado K15 4WD

A-6, 4.3L, 6cyl	19	17/22	\$2,900	4	Gas
	13	12/15	\$2,950	4	E85
A-6, 5.3L, 8cyl	18	16/22	\$3,050	4	
A-6, 5.3L, 8cyl	18	16/22	\$3,050	4	Gas
	12	11/14	\$3,200	3	E85
A-8, 5.3L, 8cyl	17	15/21	\$3,200	3	
A-8, 6.2L, 8cyl	17	15/21	\$3,200	3	

FORD

F150 2.7L 4WD GVWR>6799 LBS PAYLOAD PACKAGE

A-S6, 2.7L, 6cyl	19	18/22	\$2,900	4	T PT4WD SS
------------------	----	-------	---------	---	------------

F150 3.5L 4WD GVWR>7599 LBS PAYLOAD PACKAGE

A-S6, 3.5L, 6cyl	17	15/20	\$3,200	3	T PT4WD
------------------	----	-------	---------	---	---------

F150 5.0L 4WD FFV GVWR>7599 LBS PAYLOAD PACKAGE

A-S6, 5.0L, 8cyl	16	14/19	\$3,400	3	Gas
	12	11/15	\$3,200	4	E85

F150 Pickup 4WD

A-S6, 2.7L, 6cyl	20	18/23	\$2,750	4	T PT4WD SS
A-S6, 3.5L, 6cyl	18	16/22	\$3,050	4	T PT4WD

F150 Pickup 4WD FFV

A-6, 3.5L, 6cyl	19	17/23	\$2,900	4	Gas
	14	12/17	\$2,750	4	E85
A-S6, 5.0L, 8cyl	17	15/21	\$3,200	3	Gas
	13	11/16	\$2,950	4	E85

GMC

Sierra 15 Hybrid 4WD

A-8, 5.3L, 8cyl	18	16/21	\$3,050	4	HEV SS
-----------------	----	-------	---------	---	--------

Manufacturer Model Configuration (trans, eng size, cyl)	MPG		Annual Fuel Cost	GHG Rating	Notes
	Comb	City/Hwy			
Sierra K15 4WD					
A-6, 4.3L, 6cyl	19	17/22	\$2,900	4	Gas
	13	12/15	\$2,950	4	E85
A-6, 5.3L, 8cyl	18	16/22	\$3,050	4	
A-6, 5.3L, 8cyl	18	16/22	\$3,050	4	Gas
	12	11/14	\$3,200	3	E85
A-8, 5.3L, 8cyl	17	15/21	\$3,200	3	
A-8, 6.2L, 8cyl	17	15/21	\$3,200	3	

RAM

1500 4WD

A-8, 3.0L, 6cyl	22	19/27	\$2,700	4	D T
A-8, 3.6L, 6cyl	19	16/23	\$2,900	4	Gas
	13	11/16	\$2,950	4	E85
A-6, 5.7L, 8cyl	15	13/19	\$4,200	2	Mid
A-8, 5.7L, 8cyl	17	15/21	\$3,700	3	Mid

ROUSH PERFORMANCE

F150 Pickup 4WD

A-S6, 5.0L, 8cyl	13	12/15	\$5,250	1	P S
------------------	----	-------	---------	---	-----

TOYOTA

Tundra 4WD

A-S6, 4.6L, 8cyl	16	14/18	\$3,400	3	PT4WD
A-S6, 5.7L, 8cyl	15	13/17	\$3,650	2	PT4WD

Tundra 4WD FFV

A-S6, 5.7L, 8cyl	15	13/17	\$3,650	2	Gas
	10	9/12	\$3,800	2	E85

VANS, PASSENGER TYPE

CHEVROLET

Express 2500 2WD Passenger

A-6, 6.0L, 8cyl	13	11/16	\$4,200	1	
-----------------	----	-------	---------	---	--

Express 3500 2WD Passenger

A-6, 6.0L, 8cyl	12	11/16	\$4,550	1	
-----------------	----	-------	---------	---	--

FORD

Transit T150 Wagon

A-S6, 3.5L, 6cyl	16	15/19	\$3,400	3	T
------------------	----	-------	---------	---	---

Transit T150 Wagon FFV

A-S6, 3.7L, 6cyl	16	14/18	\$3,400	3	Gas
	11	10/13	\$3,500	3	E85

GMC

Savana 2500 2WD (Passenger)

A-6, 6.0L, 8cyl	13	11/16	\$4,200	1	
-----------------	----	-------	---------	---	--

Savana 3500 2WD (Passenger)

A-6, 6.0L, 8cyl	12	11/16	\$4,550	1	
-----------------	----	-------	---------	---	--

SPECIAL PURPOSE VEHICLES 2WD

CADILLAC

XTS Hearse

A-S6, 3.6L, 6cyl	17	15/21	\$3,200	3	
------------------	----	-------	---------	---	--

XTS Limo

A-S6, 3.6L, 6cyl	17	15/21	\$3,200	3	Tax
------------------	----	-------	---------	---	-----

CHEVROLET

City Express Cargo Van

AV, 2.0L, 4cyl	25	24/26	\$2,200	6	
----------------	----	-------	---------	---	--

Colorado Cab Chassis 2WD

A-6, 3.6L, 6cyl	16	15/17	\$3,400	3	
-----------------	----	-------	---------	---	--

Silverado C15 Cab Chassis 2WD

A-6, 5.3L, 8cyl	17	15/20	\$3,200	3	
-----------------	----	-------	---------	---	--

Manufacturer Model Configuration (trans, eng size, cyl)	MPG		Annual Fuel Cost	GHG Rating	Notes
	Comb	City/Hwy			

FORD

Transit Connect Van 2WD

A-S6, 1.6L, 4cyl	25	22/29	\$2,200	6	T
A-S6, 2.5L, 4cyl	23	20/28	\$2,400	5	

Transit Connect Van FFV

A-S6, 2.5L, 4cyl	23	20/28	\$2,400	5	Gas
	17	15/20	\$2,250	5	E85

Transit Connect Wagon FFV

A-S6, 2.5L, 4cyl	22	19/27	\$2,500	5	Gas
	16	14/20	\$2,400	5	E85

Transit Connect Wagon FWD

A-S6, 1.6L, 4cyl	25	22/29	\$2,200	6	T
A-S6, 2.5L, 4cyl	22	19/27	\$2,500	5	

Transit Connect Wagon LWB FFV

A-S6, 2.5L, 4cyl	22	19/27	\$2,500	5	Gas
	16	14/20	\$2,400	5	E85

Transit Connect Wagon LWB FWD

A-S6, 2.5L, 4cyl	22	19/27	\$2,500	5	
------------------	----	-------	---------	---	--

GMC

Canyon Cab Chassis 2WD

A-6, 3.6L, 6cyl	16	15/17	\$3,400	3	
-----------------	----	-------	---------	---	--

Sierra C15 Cab Chassis 2WD

A-6, 5.3L, 8cyl	17	15/20	\$3,200	3	
-----------------	----	-------	---------	---	--

LINCOLN

MKT Livery FWD

A-S6, 2.0L, 4cyl	21	18/25	\$2,600	5	T
------------------	----	-------	---------	---	---

MERCEDES-BENZ

Metris (Cargo Van)

A-7, 2.0L, 4cyl	22	21/24	\$3,100	5	P T SS
-----------------	----	-------	---------	---	--------

Metris (Passenger Van)

A-7, 2.0L, 4cyl	22	20/23	\$3,100	5	P T SS
-----------------	----	-------	---------	---	--------

MOBILITY VENTURES LLC

MV-1

A-6, 3.7L, 6cyl	16	14/18	\$3,400	3	
-----------------	----	-------	---------	---	--

NISSAN

NV200 Cargo Van

AV, 2.0L, 4cyl	25	24/26	\$2,200	6	
----------------	----	-------	---------	---	--

NV200 NYC Taxi

AV, 2.0L, 4cyl	24	23/26	\$2,300	5	
----------------	----	-------	---------	---	--

RAM

Promaster City

A-9, 2.4L, 4cyl	24	21/29	\$2,300	5	
-----------------	----	-------	---------	---	--

SPECIAL PURPOSE VEHICLES 4WD

CHEVROLET

Silverado K15 Cab Chassis 4WD

A-6, 5.3L, 8cyl	17	15/19	\$3,200	3	
-----------------	----	-------	---------	---	--

GMC

Sierra K15 Cab Chassis 4WD

A-6, 5.3L, 8cyl	17	15/19	\$3,200	3	
-----------------	----	-------	---------	---	--

LINCOLN

MKT Livery AWD

A-6, 3.7L, 6cyl	18	16/23	\$3,050	4	
-----------------	----	-------	---------	---	--

Manufacturer Model Configuration (trans, eng size, cyl)	MPG		Annual Fuel Cost	GHG Rating	Notes
	Comb	City/Hwy			

MINIVANS 2WD

CHRYSLER

Town and Country

A-6, 3.6L, 6cyl	20	17/25	\$2,750	4	
A-6, 3.6L, 6cyl	20	17/25	\$2,750	4	Gas
	14	12/18	\$2,750	5	E85

DODGE

Grand Caravan

A-6, 3.6L, 6cyl	20	17/25	\$2,750	4	
A-6, 3.6L, 6cyl	20	17/25	\$2,750	4	Gas
	14	12/18	\$2,750	5	E85

HONDA

Odyssey

A-6, 3.5L, 6cyl	22	19/28	\$2,500	5	
-----------------	----	-------	---------	---	--

KIA

Sedona

A-S6, 3.3L, 6cyl	20	18/24	\$2,750	4	
------------------	----	-------	---------	---	--

Sedona SX

A-S6, 3.3L, 6cyl	21	18/25	\$2,600	5	
------------------	----	-------	---------	---	--

Sedona SXL

A-S6, 3.3L, 6cyl	19	17/22	\$2,900	4	
------------------	----	-------	---------	---	--

NISSAN

Quest

AV, 3.5L, 6cyl	23	20/27	\$2,400	5	
----------------	----	-------	---------	---	--

TOYOTA

Sienna 2WD

A-S6, 3.5L, 6cyl	21	18/25	\$2,600	5	
------------------	----	-------	---------	---	--

MINIVANS 4WD

TOYOTA

Sienna AWD

A-S6, 3.5L, 6cyl	19	16/23	\$2,900	4	
------------------	----	-------	---------	---	--

SMALL SPORT UTILITY VEHICLES 2WD

ACURA

MDX 2WD

A-S9, 3.5L, 6cyl	23	20/27	\$3,000	5	P SS
A-S9, 3.5L, 6cyl	22	19/27	\$3,100	5	P

RDX 2WD

A-S6, 3.5L, 6cyl	23	20/29	\$3,000	5	P
------------------	----	-------	---------	---	---

BMW

X3 sDrive 28i

A-S8, 2.0L, 4cyl	24	21/28	\$2,850	5	P T SS
------------------	----	-------	---------	---	--------

BUICK

Encore

A-S6, 1.4L, 4cyl	30	28/34	\$1,800	7	T
A-S6, 1.4L, 4cyl	28	25/33	\$1,950	7	T

BYD

e6

A-1	72	73/71	\$1,050	10	EV
-----	----	-------	---------	----	----

CHEVROLET

Equinox FWD

A-6, 2.4L, 4cyl	26	22/32	\$2,100	6	
A-6, 2.4L, 4cyl	26	22/32	\$2,100	6	Gas
	18	15/22	\$2,100	6	E85
A-6, 3.6L, 6cyl	20	17/24	\$2,750	4	

Manufacturer Model Configuration (trans, eng size, cyl)	MPG		Annual Fuel Cost	GHG Rating	Notes
	Comb	City/Hwy			

Trax

A-S6, 1.4L, 4cyl	29	26/34	\$1,900	7	T
------------------	----	-------	---------	---	---

DODGE

Journey

A-4, 2.4L, 4cyl	21	19/26	\$2,600	5	
A-6, 3.6L, 6cyl	19	17/25	\$2,900	4	Gas
	14	12/18	\$2,750	5	E85

FIAT

500 X

M-6, 1.4L, 4cyl	28	25/34	\$2,450	7	P T
A-9, 2.4L, 4cyl	25	22/31	\$2,200	6	

FORD

Edge FWD

A-S6, 2.0L, 4cyl	24	21/30	\$2,300	5	T SS
A-S6, 2.0L, 4cyl	24	20/30	\$2,300	5	T
A-S6, 3.5L, 6cyl	21	18/26	\$2,600	5	

Escape FWD

A-S6, 1.6L, 4cyl	26	23/32	\$2,100	6	T
A-S6, 2.0L, 4cyl	25	22/30	\$2,200	6	T
A-S6, 2.5L, 4cyl	25	22/31	\$2,200	6	

GMC

Terrain FWD

A-6, 2.4L, 4cyl	26	22/32	\$2,100	6	
A-6, 2.4L, 4cyl	26	22/32	\$2,100	6	Gas
	18	15/22	\$2,100	6	E85
A-6, 3.6L, 6cyl	20	17/24	\$2,750	4	

HONDA

CR-V 2WD

AV, 2.4L, 4cyl	29	26/33	\$1,900	7	
----------------	----	-------	---------	---	--

HR-V 2WD

AV, 1.8L, 4cyl	31	28/35	\$1,750	7	
AV-S7, 1.8L, 4cyl	31	28/35	\$1,750	7	
M-6, 1.8L, 4cyl	28	25/34	\$1,950	7	

Pilot 2WD

A-6, 3.5L, 6cyl	22	19/27	\$2,500	5	
A-S9, 3.5L, 6cyl	23	20/27	\$2,400	5	SS

HYUNDAI

Santa Fe FWD

A-S6, 3.3L, 6cyl	21	18/25	\$2,600	5	
------------------	----	-------	---------	---	--

Santa Fe Sport FWD

A-S6, 2.0L, 4cyl	22	19/27	\$2,500	5	T
A-S6, 2.4L, 4cyl	23	20/27	\$2,400	5	

Santa Fe Sport Ultimate FWD

A-S6, 2.0L, 4cyl	22	19/26	\$2,500	5	T
------------------	----	-------	---------	---	---

Santa Fe Ultimate FWD

A-S6, 3.3L, 6cyl	20	17/23	\$2,750	4	
------------------	----	-------	---------	---	--

Tucson Eco FWD

AM-7, 1.6L, 4cyl	29	26/33	\$1,900	7	T
------------------	----	-------	---------	---	---

Tucson Fuel Cell

A-1	50	49/51	NA	10	H FCV
-----	----	-------	----	----	-------

Tucson FWD

AM-7, 1.6L, 4cyl	27	25/30	\$2,050	6	T
A-S6, 2.0L, 4cyl	26	23/31	\$2,100	6	

INFINITI

QX60 FWD

AV-S7, 3.5L, 6cyl	23	21/27	\$3,000	5	P
-------------------	----	-------	---------	---	---

QX70 RWD

A-S7, 3.7L, 6cyl	19	17/24	\$3,600	4	P
------------------	----	-------	---------	---	---

Manufacturer Model Configuration (trans, eng size, cyl)	MPG		Annual Fuel Cost	GHG Rating	Notes
	Comb	City/Hwy			
JEEP					
Cherokee FWD					
A-9, 2.4L, 4cyl	25	22/31	\$2,200	6	
A-9, 2.4L, 4cyl	25	22/31	\$2,200	6	Gas
	18	15/23	\$2,100	6	E85
A-9, 3.2L, 6cyl	24	21/29	\$2,300	5	SS
Compass FWD					
AV, 2.0L, 4cyl	24	22/26	\$2,300	5	
M-5, 2.0L, 4cyl	26	23/30	\$2,100	6	
A-6, 2.4L, 4cyl	23	21/28	\$2,400	5	
M-5, 2.4L, 4cyl	25	23/29	\$2,200	6	
Patriot FWD					
AV, 2.0L, 4cyl	24	22/26	\$2,300	5	
M-5, 2.0L, 4cyl	26	23/30	\$2,100	6	
A-6, 2.4L, 4cyl	23	21/28	\$2,400	5	
M-5, 2.4L, 4cyl	25	23/29	\$2,200	6	
Renegade 2WD					
M-6, 1.4L, 4cyl	27	24/31	\$2,550	6	P T
A-9, 2.4L, 4cyl	25	22/31	\$2,200	6	Gas
	19	17/24	\$2,000	7	E85
KIA					
Sorento FWD					
A-S6, 2.0L, 4cyl	23	20/27	\$2,400	5	T
A-S6, 2.4L, 4cyl	24	21/29	\$2,300	5	
A-S6, 3.3L, 6cyl	21	18/26	\$2,600	5	
Sportage FWD					
A-S6, 2.4L, 4cyl	24	21/28	\$2,300	5	
Sportage SX FWD					
A-S6, 2.0L, 4cyl	22	20/26	\$2,500	5	T
LEXUS					
NX 200t					
A-S6, 2.0L, 4cyl	25	22/28	\$2,750	6	P T
NX 300h					
▶AV-S6, 2.5L, 4cyl	33	35/31	\$1,650	8	HEV SS
RX 350					
A-S8, 3.5L, 6cyl	23	20/28	\$2,400	5	
RX 450h					
AV-S6, 3.5L, 6cyl	30	31/30	\$2,300	7	P HEV SS
LINCOLN					
MKC FWD					
A-S6, 2.0L, 4cyl	23	20/29	\$2,400	5	T
MKX FWD					
A-S6, 2.7L, 6cyl	21	17/26	\$2,600	5	T
A-S6, 3.7L, 6cyl	20	17/26	\$2,750	4	
MAZDA					
CX-5 2WD					
M-6, 2.0L, 4cyl	29	26/35	\$1,900	7	
A-S6, 2.5L, 4cyl	29	26/33	\$1,900	7	
CX-9 2WD					
A-S6, 2.5L, 4cyl	25	22/28	\$2,200	6	T
MERCEDES-BENZ					
GLA250					
AM-7, 2.0L, 4cyl	29	25/35	\$2,350	7	P T SS
GLC300					
A-9, 2.0L, 4cyl	24	22/28	\$2,850	5	P T SS
MITSUBISHI					
Outlander 2WD					
AV-S6, 2.4L, 4cyl	27	25/31	\$2,050	6	

Manufacturer Model Configuration (trans, eng size, cyl)	MPG		Annual Fuel Cost	GHG Rating	Notes
	Comb	City/Hwy			
Outlander Sport 2WD					
AV-S6, 2.0L, 4cyl	27	24/31	\$2,050	6	
M-5, 2.0L, 4cyl	25	23/29	\$2,200	6	
AV-S6, 2.4L, 4cyl	25	23/28	\$2,200	6	
NISSAN					
Pathfinder 2WD					
AV, 3.5L, 6cyl	23	20/27	\$2,400	5	
Rogue FWD					
AV, 2.5L, 4cyl	28	26/33	\$1,950	7	
TOYOTA					
Highlander 2WD					
A-S6, 2.7L, 4cyl	22	20/25	\$2,500	5	
A-S6, 3.5L, 6cyl	21	19/25	\$2,600	5	
RAV4					
A-S6, 2.5L, 4cyl	26	23/30	\$2,100	6	
RAV4 LE/XLE					
A-S6, 2.5L, 4cyl	26	24/31	\$2,100	6	
VOLKSWAGEN					
Tiguan					
A-S6, 2.0L, 4cyl	23	21/26	\$3,000	5	P T
VOLVO					
XC60 FWD					
A-S8, 2.0L, 4cyl	26	23/31	\$2,100	6	T SS
A-S8, 2.0L, 4cyl	24	22/29	\$2,850	5	P T S SS
XC70 FWD					
A-S8, 2.0L, 4cyl	26	23/31	\$2,100	6	T SS
SMALL SPORT UTILITY VEHICLES 4WD					
ACURA					
MDX 4WD					
A-S9, 3.5L, 6cyl	22	19/26	\$3,100	5	P SS
A-S9, 3.5L, 6cyl	21	18/26	\$3,250	5	P
RDX 4WD					
A-S6, 3.5L, 6cyl	22	19/28	\$3,100	5	P
AUDI					
Q5					
A-S8, 2.0L, 4cyl	23	20/28	\$3,000	5	Gas
	16	14/19	\$2,400	5	E85
A-S8, 3.0L, 6cyl	26	23/30	\$2,300	5	D T SS
A-S8, 3.0L, 6cyl	21	18/26	\$3,250	5	P S
Q5 Hybrid					
A-S8, 2.0L, 4cyl	26	24/30	\$2,650	6	P T HEV SS
SQ5					
A-S8, 3.0L, 6cyl	19	17/24	\$3,600	4	P S
BMW					
X3 xDrive28d					
A-S8, 2.0L, 4cyl	30	27/34	\$2,000	6	D T SS
X3 xDrive28i					
A-S8, 2.0L, 4cyl	24	21/28	\$2,850	5	P T SS
X3 xDrive35i					
A-S8, 3.0L, 6cyl	22	19/27	\$3,100	5	P T SS
X4 M40i					
A-S8, 3.0L, 6cyl	21	18/25	\$3,250	5	P T SS
X4 xDrive28i					
A-S8, 2.0L, 4cyl	23	20/28	\$3,000	5	P T SS
X4 xDrive35i					
A-S8, 3.0L, 6cyl	22	19/27	\$3,100	5	P T SS

Manufacturer Model Configuration (trans, eng size, cyl)	MPG		Annual Fuel Cost	GHG Rating	Notes
	Comb	City/Hwy			
BUICK					
Encore AWD					
A-S6, 1.4L, 4cyl	29	26/32	\$1,900	7	T
A-S6, 1.4L, 4cyl	26	23/30	\$2,100	6	T
Envision AWD					
A-6, 2.0L, 4cyl	22	20/26	\$3,100	5	P T
CHEVROLET					
Equinox AWD					
A-6, 2.4L, 4cyl	23	20/29	\$2,400	5	
A-6, 2.4L, 4cyl	23	20/29	\$2,400	5	Gas
	17	14/20	\$2,250	5	E85
A-6, 3.6L, 6cyl	18	16/23	\$3,050	4	
Trax AWD					
A-S6, 1.4L, 4cyl	27	24/31	\$2,050	6	T
DODGE					
Journey AWD					
A-6, 3.6L, 6cyl	19	16/24	\$2,900	4	
FIAT					
500 X AWD					
A-9, 2.4L, 4cyl	24	21/30	\$2,300	5	
FORD					
Edge AWD					
A-S6, 2.0L, 4cyl	23	20/28	\$2,400	5	T
A-S6, 2.7L, 6cyl	20	17/24	\$2,750	4	T
A-S6, 3.5L, 6cyl	20	17/25	\$2,750	4	
Escape AWD					
A-S6, 1.6L, 4cyl	25	22/29	\$2,200	6	T
A-S6, 2.0L, 4cyl	23	21/28	\$2,400	5	T
GMC					
Terrain AWD					
A-6, 2.4L, 4cyl	23	20/29	\$2,400	5	
A-6, 3.6L, 6cyl	18	16/23	\$3,050	4	
HONDA					
CR-V 4WD					
AV, 2.4L, 4cyl	27	25/31	\$2,050	6	
HR-V 4WD					
AV, 1.8L, 4cyl	29	27/32	\$1,900	7	
AV-S7, 1.8L, 4cyl	29	27/32	\$1,900	7	
Pilot 4WD					
A-6, 3.5L, 6cyl	21	18/26	\$2,600	5	
A-S9, 3.5L, 6cyl	22	19/26	\$2,500	5	SS
HYUNDAI					
Santa Fe AWD					
A-S6, 3.3L, 6cyl	20	18/24	\$2,750	4	
Santa Fe Sport AWD					
A-S6, 2.0L, 4cyl	21	18/24	\$2,600	5	T
A-S6, 2.4L, 4cyl	21	19/25	\$2,600	5	
Santa Fe Ultimate AWD					
A-S6, 3.3L, 6cyl	19	17/22	\$2,900	4	
Tucson AWD					
AM-7, 1.6L, 4cyl	26	24/28	\$2,100	6	T
A-S6, 2.0L, 4cyl	23	21/26	\$2,400	5	
Tucson Eco AWD					
AM-7, 1.6L, 4cyl	27	25/31	\$2,050	6	T
INFINITI					
QX60 AWD					
AV-S7, 3.5L, 6cyl	22	19/26	\$3,100	5	P

Manufacturer Model Configuration (trans, eng size, cyl)	MPG		Annual Fuel Cost	GHG Rating	Notes
	Comb	City/Hwy			
QX70 AWD					
A-S7, 3.7L, 6cyl	18	16/22	\$3,800	4	P
JEEP					
Cherokee 4WD					
A-9, 2.4L, 4cyl	24	21/28	\$2,300	5	
A-9, 2.4L, 4cyl	24	21/28	\$2,300	5	Gas
	17	15/21	\$2,250	5	E85
A-9, 3.2L, 6cyl	23	20/28	\$2,400	5	SS
Cherokee 4WD Active Drive II					
A-9, 2.4L, 4cyl	23	21/27	\$2,400	5	
A-9, 3.2L, 6cyl	22	19/26	\$2,500	5	SS
Cherokee Trailhawk 4WD					
A-9, 2.4L, 4cyl	22	19/25	\$2,500	5	
A-9, 3.2L, 6cyl	22	19/26	\$2,500	5	SS
Compass 4WD					
A-6, 2.4L, 4cyl	22	20/26	\$2,500	5	
AV, 2.4L, 4cyl	21	20/23	\$2,600	5	
M-5, 2.4L, 4cyl	24	22/27	\$2,300	5	
Patriot 4WD					
A-6, 2.4L, 4cyl	22	20/26	\$2,500	5	
AV, 2.4L, 4cyl	21	20/23	\$2,600	5	
M-5, 2.4L, 4cyl	24	22/27	\$2,300	5	
Renegade 4WD					
M-6, 1.4L, 4cyl	27	24/31	\$2,550	6	P T
A-9, 2.4L, 4cyl	24	21/29	\$2,300	5	
Wrangler 4WD					
A-5, 3.6L, 6cyl	18	17/21	\$3,050	4	
M-6, 3.6L, 6cyl	18	17/21	\$3,050	4	
Wrangler Unlimited 4WD					
A-5, 3.6L, 6cyl	18	16/20	\$3,050	4	
M-6, 3.6L, 6cyl	18	16/21	\$3,050	4	
KIA					
Sorento AWD					
A-S6, 2.0L, 4cyl	22	19/25	\$2,500	5	T
A-S6, 2.4L, 4cyl	23	21/26	\$2,400	5	
A-S6, 3.3L, 6cyl	19	17/23	\$2,900	4	
Sorento FE AWD					
A-S6, 3.3L, 6cyl	21	18/26	\$2,600	5	
Sportage AWD					
A-S6, 2.4L, 4cyl	22	19/26	\$2,500	5	
Sportage SX AWD					
A-S6, 2.0L, 4cyl	21	19/25	\$2,600	5	T
LAND ROVER					
Discovery Sport					
A-S9, 2.0L, 4cyl	22	20/26	\$3,100	5	P T SS
Range Rover Evoque					
A-S9, 2.0L, 4cyl	24	21/30	\$2,850	5	P T
Range Rover Evoque Convertible					
A-S9, 2.0L, 4cyl	23	20/28	\$3,000	5	P T
LEXUS					
NX 200t AWD					
A-S6, 2.0L, 4cyl	24	22/28	\$2,850	5	P T
NX 200t AWD F Sport					
A-S6, 2.0L, 4cyl	24	22/27	\$2,850	5	P T
NX 300h AWD					
AV-S6, 2.5L, 4cyl	32	33/30	\$1,700	8	HEV SS
RX 350 AWD					
A-S8, 3.5L, 6cyl	22	19/26	\$2,500	5	

Manufacturer Model Configuration (trans, eng size, cyl)	MPG		Annual Fuel Cost	GHG Rating	Notes
	Comb	City/Hwy			
LINCOLN					
MKC AWD					
A-S6, 2.0L, 4cyl	22	19/26	\$2,500	5	T
A-S6, 2.3L, 4cyl	21	18/26	\$2,600	5	T
MKX AWD					
A-S6, 2.7L, 6cyl	19	17/24	\$2,900	4	T
A-S6, 3.7L, 6cyl	19	16/23	\$2,900	4	
MAZDA					
CX-5 4WD					
A-S6, 2.5L, 4cyl	26	24/30	\$2,100	6	
CX-9 4WD					
A-S6, 2.5L, 4cyl	23	21/27	\$2,400	5	T
MERCEDES-BENZ					
GLA250 4matic					
AM-7, 2.0L, 4cyl	27	24/32	\$2,550	6	P T SS
AM-7, 2.0L, 4cyl	27	24/32	\$2,550	6	Gas
	19	17/24	\$2,000	6	E85
GLC300 4matic					
A-9, 2.0L, 4cyl	24	21/28	\$2,850	5	P T SS
MITSUBISHI					
Outlander 4WD					
AV-S6, 2.4L, 4cyl	26	24/29	\$2,100	6	
A-S6, 3.0L, 6cyl	23	20/27	\$3,000	5	P
Outlander Sport 4WD					
AV-S6, 2.0L, 4cyl	26	23/29	\$2,100	6	
AV-S6, 2.4L, 4cyl	24	22/27	\$2,300	5	
NISSAN					
Pathfinder 4WD					
AV, 3.5L, 6cyl	22	19/26	\$2,500	5	
Pathfinder 4WD Platinum					
AV, 3.5L, 6cyl	21	19/26	\$2,600	5	
Rogue AWD					
AV, 2.5L, 4cyl	28	25/32	\$1,950	7	
PORSCHE					
Macan S					
AM-S7, 3.0L, 6cyl	19	17/23	\$3,600	4	P T SS
Macan Turbo					
AM-S7, 3.6L, 6cyl	19	17/23	\$3,600	4	P T SS
SUBARU					
Forester AWD					
AV-S8, 2.0L, 4cyl	25	23/28	\$2,750	6	P T
AV, 2.5L, 4cyl	27	24/32	\$2,050	6	
M-6, 2.5L, 4cyl	25	22/29	\$2,200	6	
Outback AWD					
AV-S6, 2.5L, 4cyl	28	25/33	\$1,950	7	
AV-S6, 3.6L, 6cyl	22	20/27	\$2,500	5	
XV Crosstrek AWD					
AV-S6, 2.0L, 4cyl	29	26/34	\$1,900	7	
M-5, 2.0L, 4cyl	26	23/31	\$2,100	6	
XV Crosstrek Hybrid AWD					
AV-S6, 2.0L, 4cyl	31	30/34	\$1,750	7	HEV SS
TOYOTA					
RAV4 AWD					
A-S6, 2.5L, 4cyl	25	22/29	\$2,200	6	
RAV4 Hybrid AWD					
▶AV-S6, 2.5L, 4cyl	33	34/31	\$1,650	8	HEV SS

Manufacturer Model Configuration (trans, eng size, cyl)	MPG		Annual Fuel Cost	GHG Rating	Notes
	Comb	City/Hwy			
RAV4 Limited AWD/SE AWD					
A-S6, 2.5L, 4cyl	25	22/29	\$2,200	6	
VOLKSWAGEN					
Tiguan 4motion					
A-S6, 2.0L, 4cyl	23	20/26	\$3,000	5	P T
VOLVO					
XC60 AWD					
A-S8, 2.0L, 4cyl	22	19/27	\$3,100	5	P T S SS
A-S6, 2.5L, 5cyl	22	19/26	\$2,500	5	T
A-S6, 3.0L, 6cyl	20	17/23	\$2,750	4	T
XC70 AWD					
A-S6, 2.5L, 5cyl	22	19/26	\$2,500	5	T
STANDARD SPORT UTILITY VEHICLES 2WD					
BMW					
X5 sDrive35i					
A-S8, 3.0L, 6cyl	21	18/25	\$3,250	5	P T SS
X6 sDrive35i					
A-S8, 3.0L, 6cyl	21	18/25	\$3,250	5	P T SS
BUICK					
Enclave FWD					
A-6, 3.6L, 6cyl	18	15/22	\$3,050	4	
CADILLAC					
Escalade 2WD					
A-8, 6.2L, 8cyl	17	15/22	\$3,200	3	
SRX					
A-S6, 3.6L, 6cyl	19	17/24	\$2,900	4	
CHEVROLET					
Suburban C1500 2WD					
A-6, 5.3L, 8cyl	18	16/23	\$3,050	4	
A-6, 5.3L, 8cyl	18	16/23	\$3,050	4	Gas
	13	11/17	\$2,950	4	E85
Tahoe C1500 2WD					
A-6, 5.3L, 8cyl	18	16/23	\$3,050	4	
A-6, 5.3L, 8cyl	18	16/23	\$3,050	4	Gas
	14	12/17	\$2,750	4	E85
Traverse FWD					
A-6, 3.6L, 6cyl	18	15/22	\$3,050	4	
DODGE					
Durango RWD					
A-8, 3.6L, 6cyl	22	19/27	\$2,500	5	SS
A-8, 5.7L, 8cyl	17	14/22	\$3,700	3	Mid
FORD					
Expedition 2WD					
A-S6, 3.5L, 6cyl	18	16/22	\$3,050	4	T
Expedition EL 2WD					
A-S6, 3.5L, 6cyl	17	15/21	\$3,200	3	T
Explorer 2WD FFV					
A-S6, 3.5L, 6cyl	20	17/24	\$2,750	4	Gas
	15	13/18	\$2,550	5	E85
Explorer FWD					
A-S6, 2.3L, 4cyl	22	19/28	\$2,500	5	T
A-S6, 3.5L, 6cyl	20	17/24	\$2,750	4	
Flex FWD					
A-S6, 3.5L, 6cyl	19	16/23	\$2,900	4	

Manufacturer Model Configuration (trans, eng size, cyl)	MPG		Annual Fuel Cost	GHG Rating	Notes
	Comb	City/Hwy			
GMC					
Acadia FWD					
A-6, 3.6L, 6cyl	18	15/22	\$3,050	4	
Yukon C1500 2WD					
A-6, 5.3L, 8cyl	18	16/23	\$3,050	4	
A-6, 5.3L, 8cyl	18	16/23	\$3,050	4	Gas
	13	11/17	\$2,950	4	E85
A-8, 6.2L, 8cyl	17	15/22	\$3,200	3	
Yukon C1500 XL 2WD					
A-6, 5.3L, 8cyl	18	16/23	\$3,050	4	
A-6, 5.3L, 8cyl	18	16/23	\$3,050	4	Gas
	13	11/17	\$2,950	4	E85
A-8, 6.2L, 8cyl	17	15/22	\$3,200	3	
INFINITI					
QX60 Hybrid FWD					
AV-S7, 2.5L, 4cyl	26	26/28	\$2,100	6	S HEV SS
QX80 2WD					
A-S7, 5.6L, 8cyl	16	14/20	\$4,300	3	P
JEEP					
Grand Cherokee 2WD					
A-8, 3.0L, 6cyl	25	22/30	\$2,350	5	D T
A-8, 3.6L, 6cyl	22	19/26	\$2,500	5	SS
LINCOLN					
MKT FWD					
A-S6, 3.7L, 6cyl	19	16/24	\$2,900	4	
Navigator 2WD					
A-S6, 3.5L, 6cyl	18	16/22	\$3,050	4	T
Navigator L 2WD					
A-S6, 3.5L, 6cyl	17	15/20	\$3,200	3	T
MERCEDES-BENZ					
GLE350					
A-7, 3.5L, 6cyl	20	18/24	\$3,450	4	P
TOYOTA					
4Runner 2WD					
A-S5, 4.0L, 6cyl	19	17/22	\$2,900	4	
Sequoia 2WD					
A-S6, 5.7L, 8cyl	15	13/17	\$3,650	2	
VOLVO					
XC90 FWD					
A-S8, 2.0L, 4cyl	24	22/26	\$2,850	5	P T SS
STANDARD SPORT UTILITY VEHICLES 4WD					
BMW					
X5 M					
A-S8, 4.4L, 8cyl	16	14/19	\$4,300	3	P T SS
X5 xDrive35d					
A-S8, 3.0L, 6cyl	26	23/30	\$2,300	5	D T SS
X5 xDrive35i					
A-S8, 3.0L, 6cyl	20	18/24	\$3,450	4	P T SS
X5 xDrive40e					
A-S8, 2.0L, 4cyl	See page 34				T PHEV SS
X5 xDrive50i					
A-S8, 4.4L, 8cyl	17	15/21	\$4,050	3	P T SS
X6 M					
A-S8, 4.4L, 8cyl	16	14/19	\$4,300	3	P T SS
X6 xDrive35i					
A-S8, 3.0L, 6cyl	20	18/24	\$3,450	4	P T SS

Manufacturer Model Configuration (trans, eng size, cyl)	MPG		Annual Fuel Cost	GHG Rating	Notes
	Comb	City/Hwy			
X6 xDrive50i					
A-S8, 4.4L, 8cyl	17	15/21	\$4,050	3	P T SS
BUICK					
Enclave AWD					
A-6, 3.6L, 6cyl	17	15/22	\$3,200	3	
CADILLAC					
Escalade 4WD					
A-8, 6.2L, 8cyl	17	15/21	\$3,200	3	
SRX AWD					
A-S6, 3.6L, 6cyl	18	16/23	\$3,050	4	
CHEVROLET					
Suburban K1500 4WD					
A-6, 5.3L, 8cyl	18	15/22	\$3,050	4	
A-6, 5.3L, 8cyl	18	15/22	\$3,050	4	Gas
	12	11/15	\$3,200	3	E85
Tahoe K1500 4WD					
A-6, 5.3L, 8cyl	18	16/22	\$3,050	4	
A-6, 5.3L, 8cyl	18	16/22	\$3,050	4	Gas
	13	11/16	\$2,950	4	E85
Traverse AWD					
A-6, 3.6L, 6cyl	17	15/22	\$3,200	3	
DODGE					
Durango AWD					
A-8, 3.6L, 6cyl	21	18/25	\$2,600	5	SS
A-8, 5.7L, 8cyl	17	14/22	\$3,700	3	Mid
FORD					
Expedition 4WD					
A-S6, 3.5L, 6cyl	17	15/20	\$3,200	3	T PT4WD
Expedition EL 4WD					
A-S6, 3.5L, 6cyl	16	14/20	\$3,400	3	T PT4WD
Explorer AWD					
A-S6, 2.3L, 4cyl	21	18/26	\$2,600	5	T
A-S6, 3.5L, 6cyl	19	16/23	\$2,900	4	
A-S6, 3.5L, 6cyl	18	16/22	\$3,050	4	T
Explorer AWD FFV					
A-S6, 3.5L, 6cyl	19	16/23	\$2,900	4	Gas
	14	12/17	\$2,750	4	E85
Flex AWD					
A-S6, 3.5L, 6cyl	18	16/22	\$3,050	4	
A-S6, 3.5L, 6cyl	17	15/21	\$3,200	3	T
GMC					
Acadia AWD					
A-6, 3.6L, 6cyl	17	15/22	\$3,200	3	
Yukon K1500 4WD					
A-6, 5.3L, 8cyl	18	16/22	\$3,050	4	
A-6, 5.3L, 8cyl	18	16/22	\$3,050	4	Gas
	13	11/16	\$2,950	4	E85
A-8, 6.2L, 8cyl	17	15/21	\$3,200	3	
Yukon K1500 XL 4WD					
A-6, 5.3L, 8cyl	18	15/22	\$3,050	4	
A-6, 5.3L, 8cyl	18	15/22	\$3,050	4	Gas
	12	11/15	\$3,200	3	E85
A-8, 6.2L, 8cyl	16	14/20	\$3,400	3	
INFINITI					
QX60 Hybrid AWD					
AV-S7, 2.5L, 4cyl	26	25/28	\$2,100	6	S HEV SS
QX80 4WD					
A-S7, 5.6L, 8cyl	15	13/19	\$4,550	2	P

Manufacturer Model Configuration (trans, eng size, cyl)	MPG		Annual Fuel Cost	GHG Rating	Notes
	Comb	City/Hwy			
JEEP					
Grand Cherokee 4WD					
A-8, 3.0L, 6cyl	24	21/28	\$2,450	5	D T
A-8, 3.6L, 6cyl	21	18/25	\$2,600	5	SS
A-8, 5.7L, 8cyl	17	14/22	\$3,700	3	Mid
Grand Cherokee SRT8 4WD					
A-8, 6.4L, 8cyl	15	13/19	\$4,550	2	P
LAND ROVER					
LR4					
A-S8, 3.0L, 6cyl	16	15/19	\$4,300	3	P S SS
Range Rover					
A-S8, 3.0L, 6cyl	19	17/23	\$3,600	4	P S SS
A-S8, 5.0L, 8cyl	16	14/19	\$4,300	3	P S SS
Range Rover LWB					
A-S8, 3.0L, 6cyl	19	17/23	\$3,600	4	P S SS
A-S8, 5.0L, 8cyl	16	14/19	\$4,300	3	P S SS
Range Rover Sport					
A-S8, 3.0L, 6cyl	19	17/23	\$3,600	4	P S SS
A-S8, 5.0L, 8cyl	16	14/19	\$4,300	3	P S SS
Range Rover Sport TDV6					
A-S8, 3.0L, 6cyl	25	22/29	\$2,350	5	D T SS
Range Rover TDV6					
A-S8, 3.0L, 6cyl	25	22/29	\$2,350	5	D T SS
LEXUS					
GX 460					
A-S6, 4.6L, 8cyl	17	15/20	\$4,050	3	P
LX 570					
A-S8, 5.7L, 8cyl	15	13/18	\$4,550	2	P
RX 450h AWD					
▶AV-S6, 3.5L, 6cyl	30	30/28	\$2,300	7	P HEV SS
LINCOLN					
MKT AWD					
A-S6, 3.5L, 6cyl	17	15/21	\$3,200	3	T
Navigator 4WD					
A-S6, 3.5L, 6cyl	17	15/20	\$3,200	3	T PT4WD
Navigator L 4WD					
A-S6, 3.5L, 6cyl	16	15/19	\$3,400	3	T PT4WD
MERCEDES-BENZ					
AMG G63					
A-7, 5.5L, 8cyl	13	12/14	\$5,250	1	P T SS
AMG G65					
A-7, 6.0L, 12cyl	12	11/13	\$5,700	1	P T
AMG GL63					
A-7, 5.5L, 8cyl	14	13/17	\$4,900	2	P T SS
AMG GLE63					
A-7, 5.5L, 8cyl	15	13/17	\$4,550	2	P T SS
AMG GLE63 S					
A-7, 5.5L, 8cyl	15	13/17	\$4,550	2	P T SS
AMG GLE63 S Coupe					
A-7, 5.5L, 8cyl	15	14/18	\$4,550	2	P T SS
G550					
A-7, 4.0L, 8cyl	13	13/14	\$5,250	1	P T
GL350 Bluetec 4matic					
A-7, 3.0L, 6cyl	See page 29				D T
GL450 4matic					
A-7, 3.0L, 6cyl	19	17/21	\$3,600	4	P T

Manufacturer Model Configuration (trans, eng size, cyl)	MPG		Annual Fuel Cost	GHG Rating	Notes
	Comb	City/Hwy			
GL550 4matic					
A-7, 4.7L, 8cyl	15	13/18	\$4,550	2	P T
GLE300 d 4matic					
A-7, 2.1L, 4cyl	24	22/29	\$2,450	5	D T SS
GLE350 4matic					
A-7, 3.5L, 6cyl	19	17/22	\$3,600	4	P
A-7, 3.5L, 6cyl	19	17/22	\$3,600	4	Gas
	15	13/17	\$2,550	5	E85
GLE350 d 4matic					
A-9, 3.0L, 6cyl	26	23/30	\$2,300	5	D T SS
GLE400 4matic					
A-7, 3.0L, 6cyl	20	18/22	\$3,450	4	P T
GLE450 AMG Coupe					
A-9, 3.0L, 6cyl	20	17/23	\$3,450	4	P T
GLE550e 4matic					
A-7, 3.0L, 6cyl	See page 34				T PHEV SS
PORSCHE					
Cayenne					
A-S8, 3.6L, 6cyl	20	17/24	\$3,450	4	P SS
Cayenne Diesel					
A-S8, 3.0L, 6cyl	24	21/28	\$2,450	5	D T
Cayenne GTS					
A-S8, 3.6L, 6cyl	18	16/23	\$3,800	4	P T SS
Cayenne S					
A-S8, 3.6L, 6cyl	19	16/24	\$3,600	4	P T SS
Cayenne S e-Hybrid					
AM-8, 3.0L, 6cyl	See page 34				S PHEV SS
Cayenne Turbo					
A-S8, 4.8L, 8cyl	17	14/21	\$4,050	3	P T SS
Cayenne Turbo S					
A-S8, 4.8L, 8cyl	16	14/21	\$4,300	3	P T SS
TESLA					
Model X AWD - 60D					
▶A-1	93	91/94	\$800	10	EV
Model X AWD - 75D					
▶A-1	93	91/95	\$800	10	EV
Model X AWD - 90D					
A-1	92	90/94	\$850	10	EV
Model X AWD - P100D					
A-1	86	81/92	\$900	10	EV
Model X AWD - P90D					
A-1	89	89/90	\$850	10	EV
TOYOTA					
4Runner 4WD					
A-S5, 4.0L, 6cyl	18	17/21	\$3,050	4	PT4WD
A-S5, 4.0L, 6cyl	18	17/21	\$3,050	4	
Highlander AWD					
A-S6, 3.5L, 6cyl	20	18/24	\$2,750	4	
Highlander Hybrid AWD					
AV-S6, 3.5L, 6cyl	28	27/28	\$1,950	7	HEV SS
Highlander Hybrid AWD LE Plus					
AV-S6, 3.5L, 6cyl	28	28/28	\$1,950	7	HEV SS
Land Cruiser Wagon 4WD					
A-S8, 5.7L, 8cyl	15	13/18	\$3,650	2	
Sequoia 4WD					
A-S6, 5.7L, 8cyl	14	13/17	\$3,900	2	PT4WD

Manufacturer Model Configuration (trans, eng size, cyl)	MPG		Annual Fuel Cost	GHG Rating	Notes
	Comb	City/Hwy			
Sequoia 4WD FFV					
A-S6, 5.7L, 8cyl	14	13/17	\$3,900	2	Gas
	10	9/13	\$3,800	2	E85

VOLKSWAGEN

Touareg

A-S8, 3.0L, 6cyl	24	21/28	\$2,450	5	D T
A-S8, 3.6L, 6cyl	19	17/23	\$2,900	4	

Manufacturer Model Configuration (trans, eng size, cyl)	MPG		Annual Fuel Cost	GHG Rating	Notes
	Comb	City/Hwy			
VOLVO					
XC90 AWD					
A-S8, 2.0L, 4cyl	23	22/25	\$3,000	5	P T SS
A-S8, 2.0L, 4cyl	22	20/25	\$3,100	5	P T S SS

XC90 AWD PHEV

A-S8, 2.0L, 4cyl	See page 34				T S PHEV SS
------------------	-------------	--	--	--	-------------

DIESEL VEHICLES

Diesel-powered vehicles are typically more fuel efficient than comparable vehicles powered by gasoline. Diesel engines are inherently more energy-efficient, and diesel fuel contains roughly 10%–15% more energy per gallon than gasoline. In addition, new advances in diesel engine technology have improved performance, reduced engine noise and fuel odor, and decreased emissions of harmful air pollutants. Ultra-low sulfur diesel fuels also help reduce emissions from these vehicles.

Annual fuel costs below are estimated assuming 15,000 miles of travel each year (55% city and 45% highway) and a diesel fuel cost of \$3.95 per gallon.

Manufacturer Model Configuration (trans, eng size, cyl)	MPG		Annual Fuel Cost	GHG Rating	Notes
	Comb	City/Hwy			
COMPACT CARS					

BMW

328d

A-S8, 2.0L, 4cyl	36	32/42	\$1,650	7	D T
------------------	----	-------	---------	---	-----

328d xDrive

A-S8, 2.0L, 4cyl	34	30/40	\$1,750	7	D T
------------------	----	-------	---------	---	-----

MIDSIZE CARS

AUDI

A6 quattro

A-S8, 3.0L, 6cyl	30	25/38	\$2,000	6	D T SS
------------------	----	-------	---------	---	--------

A7 quattro

A-S8, 3.0L, 6cyl	30	25/38	\$2,000	6	D T SS
------------------	----	-------	---------	---	--------

BMW

535d

A-S8, 3.0L, 6cyl	30	26/38	\$2,000	6	D T
------------------	----	-------	---------	---	-----

535d xDrive

A-S8, 3.0L, 6cyl	30	26/37	\$2,000	6	D T
------------------	----	-------	---------	---	-----

MERCEDES-BENZ

E250 Bluetec

A-7, 2.1L, 4cyl		* Currently unavailable			D T SS
-----------------	--	-------------------------	--	--	--------

E250 Bluetec 4matic

A-7, 2.1L, 4cyl		* Currently unavailable			D T SS
-----------------	--	-------------------------	--	--	--------

LARGE CARS

AUDI

A8 L

A-S8, 3.0L, 6cyl	28	24/36	\$2,100	6	D T SS
------------------	----	-------	---------	---	--------

SMALL STATION WAGONS

BMW

328d xDrive Sports Wagon

A-S8, 2.0L, 4cyl	34	30/40	\$1,750	7	D T
------------------	----	-------	---------	---	-----

SMALL PICKUP TRUCKS 2WD

CHEVROLET

Colorado 2WD

A-6, 2.8L, 4cyl	25	22/31	\$2,350	5	D T
-----------------	----	-------	---------	---	-----

GMC

Canyon 2WD

A-6, 2.8L, 4cyl	25	22/31	\$2,350	5	D T
-----------------	----	-------	---------	---	-----

SMALL PICKUP TRUCKS 4WD

CHEVROLET

Colorado 4WD

A-6, 2.8L, 4cyl	23	20/29	\$2,600	4	D T
-----------------	----	-------	---------	---	-----

GMC

Canyon 4WD

A-6, 2.8L, 4cyl	23	20/29	\$2,600	4	D T
-----------------	----	-------	---------	---	-----

Manufacturer Model Configuration (trans, eng size, cyl)	MPG		Annual Fuel Cost	GHG Rating	Notes
	Comb	City/Hwy			
STANDARD PICKUP TRUCKS 2WD					

RAM

1500 2WD

A-8, 3.0L, 6cyl	23	20/28	\$2,600	4	D T
-----------------	----	-------	---------	---	-----

1500 HFE 2WD

A-8, 3.0L, 6cyl	24	21/29	\$2,450	5	D T
-----------------	----	-------	---------	---	-----

STANDARD PICKUP TRUCKS 4WD

RAM

1500 4WD

A-8, 3.0L, 6cyl	22	19/27	\$2,700	4	D T
-----------------	----	-------	---------	---	-----

SMALL SPORT UTILITY VEHICLES 4WD

AUDI

Q5

A-S8, 3.0L, 6cyl	26	23/30	\$2,300	5	D T SS
------------------	----	-------	---------	---	--------

BMW

X3 xDrive28d

A-S8, 2.0L, 4cyl	30	27/34	\$2,000	6	D T SS
------------------	----	-------	---------	---	--------

STANDARD SPORT UTILITY VEHICLES 2WD

JEEP

Grand Cherokee 2WD

A-8, 3.0L, 6cyl	25	22/30	\$2,350	5	D T
-----------------	----	-------	---------	---	-----

STANDARD SPORT UTILITY VEHICLES 4WD

BMW

X5 xDrive35d

A-S8, 3.0L, 6cyl	26	23/30	\$2,300	5	D T SS
------------------	----	-------	---------	---	--------

JEEP

Grand Cherokee 4WD

A-8, 3.0L, 6cyl	24	21/28	\$2,450	5	D T
-----------------	----	-------	---------	---	-----

LAND ROVER

Range Rover Sport TDV6

A-S8, 3.0L, 6cyl	25	22/29	\$2,350	5	D T SS
------------------	----	-------	---------	---	--------

Range Rover TDV6

A-S8, 3.0L, 6cyl	25	22/29	\$2,350	5	D T SS
------------------	----	-------	---------	---	--------

MERCEDES-BENZ

GL350 Bluetec 4matic

A-7, 3.0L, 6cyl		* Currently unavailable			D T
-----------------	--	-------------------------	--	--	-----

GLE300 d 4matic

A-7, 2.1L, 4cyl	24	22/29	\$2,450	5	D T SS
-----------------	----	-------	---------	---	--------

GLE350 d 4matic

A-9, 3.0L, 6cyl	26	23/30	\$2,300	5	D T SS
-----------------	----	-------	---------	---	--------

PORSCHE

Cayenne Diesel

A-S8, 3.0L, 6cyl	24	21/28	\$2,450	5	D T
------------------	----	-------	---------	---	-----

Manufacturer Model Configuration (trans, eng size, cyl)	MPG		Annual Fuel Cost	GHG Rating	Notes
	Comb	City/Hwy			
VOLKSWAGEN					
Touareg					
A-S8, 3.0L, 6cyl	24	21/28	\$2,450	5	D T

* Data not available. For additional information, please visit <https://www.fueleconomy.gov/feg/mercedesPending.shtml>.

ALL-ELECTRIC VEHICLES

All-electric vehicles (EVs) are propelled by one or more electric motors powered by rechargeable battery packs. EVs are energy-efficient and reduce our dependence on petroleum since electricity is produced from domestic resources. They emit no tailpipe pollutants, although the power plant producing the electricity may emit pollution.

Electric motors have several performance benefits. They are quiet, have instant torque for quick acceleration, and require less maintenance than internal combustion engines.

Current EVs have a shorter driving range than gasoline or hybrid vehicles, and their range is more sensitive to driving style, driving conditions, and accessory use. Fully recharging the battery pack can take several hours—though a "fast charge" to 80%

capacity may take as little as 30 minutes. Charging options outside the home are expanding with more than 200 employers offering charging at work and more than 10,000 public charging stations available. EVs are also more expensive than comparable conventional vehicles and hybrids due to the cost of the large battery packs. However, as manufacturers continue to improve the driving range and reduce the cost of these vehicles, they are becoming more practical and affordable for a wider range of consumers.

A federal income tax credit of up to \$7,500 is currently available to consumers purchasing a qualifying EV. Visit www.fueleconomy.gov for additional information on EVs, including tax incentives.

Model	Motor	Battery Type	Fuel Economy (comb/city/hwy)		Driving Range* (miles)	Charge Time (hrs @ 240)	GHG Rating	Annual Fuel Cost
			MPGe	kWh/100 mi				
TWO-SEATER CARS								
SMART								
fortwo electric drive convertible	55 kW DCPM†	Li-Ion	107/122/93	32/28/36	68	6	10	\$700
fortwo electric drive coupe	55 kW DCPM†	Li-Ion	107/122/93	32/28/36	68	6	10	\$700
MINICOMPACT CARS								
FIAT								
500e	82 kW AC Induction‡	Li-Ion	112/121/103	30/28/33	84	4	10	\$650
SUBCOMPACT CARS								
BMW								
i3 BEV	125 kW AC Induction‡	Li-Ion	124/137/111	27/25/30	81	4	10	\$600
CHEVROLET								
Spark EV	105 kW ACPM**	Li-Ion	119/128/109	28/26/31	82	7	10	\$650
MITSUBISHI								
i-MiEV	49 kW DCPM†	Li-Ion	112/126/99	30/27/34	62	7	10	\$700
COMPACT CARS								
FORD								
Focus Electric	107 kW AC PMSM§	Li-Ion	105/110/99	32/31/34	76	3.6	10	\$700
VOLKSWAGEN								
e-Golf	85 kW AC PMSM§	Li-Ion	116/126/105	29/27/32	83	7/3.7¶	10	\$650
MIDSIZE CARS								
MERCEDES-BENZ								
B250e	132 kW AC Induction‡	Li-Ion	84/85/82	40/39/41	87	3.5	10	\$900
NISSAN								
Leaf (24 kW-hr battery pack)	80 kW DCPM†	Li-Ion	114/126/101	30/27/33	84	5/8	10	\$650
Leaf (30 kW-hr battery pack)	80 kW DCPM†	Li-Ion	112/124/101	30/27/33	107	6	10	\$650
LARGE CARS								
TESLA								
Model S (60 kW-hr battery pack)	285 kW AC Induction (60 kW-hr battery pack)†	Li-Ion	99/98/101	34/35/33	210	3.8/10	10	\$750
Model S (70 kW-hr battery pack)	285 kW AC Induction (70 kW-hr battery pack)†	Li-Ion	89/88/90	38/38/37	234	3.8/10	10	\$850
Model S (75 kW-hr battery pack)	285 kW AC Induction (75 kW-hr battery pack)†	Li-Ion	98/97/100	34/35/34	249	4.8/12	10	\$750
Model S (85 kW-hr battery pack)	285 kW AC Induction (85 kW-hr battery pack)†	Li-Ion	89/88/90	38/38/37	265	4.8/12	10	\$850
Model S (90 kW-hr battery pack)	285 kW AC Induction (90 kW-hr battery pack)†	Li-Ion	89/88/90	38/38/37	265	4.8/12	10	\$850
Model S AWD - 60D	193 (front) 193 (rear) (60 kW-hr battery pack)†	Li-Ion	104/101/107	32/33/32	218	3.8/12	10	\$700
Model S AWD - 70D	193 (front) 193 (rear) (70 kW-hr battery pack)†	Li-Ion	101/101/102	33/33/33	240	4.8/12	10	\$750
Model S AWD - 75D	193 (front) 193 (rear) (75 kW-hr battery pack)†	Li-Ion	103/102/105	33/33/32	259	4.8/12	10	\$750
Model S AWD - 85D	193 (front) 193 (rear) (85 kW-hr battery pack)†	Li-Ion	100/95/106	34/35/32	270	4.8/12	10	\$750
Model S AWD - 90D	193 (front) 193 (rear) (90 kW-hr battery pack)†	Li-Ion	103/101/107	33/33/32	294	4.8/12	10	\$750
Model S AWD - P100D	193 (front) 375 (rear) (100 kW-hr battery pack)†	Li-Ion	98/92/105	35/36/32	315	4.8/12	10	\$800
Model S AWD - P85D	193 (front) 375 (rear) (85 kW-hr battery pack)†	Li-Ion	93/89/98	36/38/35	253	4.8/12	10	\$800
Model S AWD - P90D	193 (front) 375 (rear) (90 kW-hr battery pack)†	Li-Ion	95/91/100	35/37/34	270	4.8/12	10	\$800

Model	Motor	Battery Type	Fuel Economy (comb/city/hwy)		Driving Range* (miles)	Charge Time (hrs @ 240)	GHG Rating	Annual Fuel Cost
			MPGe	kWh/100 mi				
SMALL STATION WAGONS								
KIA								
Soul Electric	81 kW AC PMSM§	Li-Ion	105/120/92	32/28/37	93	4	10	\$700
SMALL SPORT UTILITY VEHICLES 2WD								
BYD								
e6	75 kW DCPM†	Li-Ion	72/73/71	47/46/47	187	5	10	\$1,050
STANDARD SPORT UTILITY VEHICLES 4WD								
TESLA								
Model X AWD - 60D	193 (front) 193 (rear) (60 kW-hr battery pack)†	Li-Ion	93/91/94	36/37/36	200	4.8/12**	10	\$800
Model X AWD - 75D	193 (front) 193 (rear) (75 kW-hr battery pack)†	Li-Ion	93/91/95	36/37/35	238	4.8/12**	10	\$800
Model X AWD - 90D	193 (front) 193 (rear) (90 kW-hr battery pack)†	Li-Ion	92/90/94	37/37/36	257	4.8/12**	10	\$850
Model X AWD - P100D	193 (front) 375 (rear) (100 kW-hr battery pack)†	Li-Ion	86/81/92	39/41/37	289	4.8/12**	10	\$900
Model X AWD - P90D	193 (front) 375 (rear) (90 kW-hr battery pack)†	Li-Ion	89/89/90	38/38/37	250	4.8/12**	10	\$850

* Range for combined city/highway driving (55% city and 45% highway)

† Direct current permanent magnet brushless motor

‡ Alternating current induction motor

§ Permanent magnet synchronous motor

¶ 7 hours charging time (3.6 kW 240V charger); 3.7 hours charging time (7.2 kW 240V charger)

|| 5 hours charging time (6.6 kW 240V charger); 8 hours charging time (3.6 kW 240V charger)

** 4.8 hours charging time (80 amp dual charger); 12 hours charging time (standard charger)

COMPRESSED NATURAL GAS VEHICLES

Compressed natural gas (CNG) vehicles can produce fewer greenhouse gas pollutants and reduce our dependence on petroleum. CNG fuel is normally dispensed in “equivalent gallons,” where one gasoline gallon equivalent is equal to 121.5 standard cubic feet of natural gas. Bi-fuel CNG vehicles can operate on either gasoline or CNG. For bi-fuel vehicles, the fuel economy, annual fuel cost, and driving range values are shown for both gasoline and CNG.

Annual fuel costs are estimated assuming 15,000 miles of travel each year (55% city and 45% highway) and an average fuel cost of \$1.55 per gallon equivalent for CNG and \$3.65 per gallon for regular gasoline.

Model	Transmission Type/Speeds	Engine Size/ Cylinders	Fuel	MPGe Comb/City/Hwy	Annual Fuel Cost	GHG Rating	Driving Range (miles)
MIDSIZE CARS							
CHEVROLET							
Impala Bi-Fuel (CNG)	A-S6	3.6L, 6cyl	Gasoline	20/17/25	\$2,750	4	368
			CNG	19/16/24	\$2,350	6	119

FUEL CELL VEHICLES

Though not yet available for the mass market, a limited number of fuel cell vehicles (FCVs) will be available for lease and sale in select regions of the country, mostly in California, in 2015–16. FCVs are propelled by electric motors powered by fuel cells, which produce electricity from the chemical energy of hydrogen. Fuel cell technology is more efficient than internal combustion engines and environmentally cleaner—the only by-product of a hydrogen fuel cell vehicle is water. However, several challenges must be overcome before FCVs are mass-marketed and sold across the country. For more information about FCVs, visit www.fueleconomy.gov and the Fuel Cell Technologies Program website at www.energy.gov/eere/fuelcells/fuel-cell-technologies-office/.

Model	Fuel Cell Type	Motor	Battery Type & Rating	Fuel Type	Fuel Economy Comb/City/Hwy	Driving Range (miles)
SUBCOMPACT CARS						
TOYOTA						
Mirai	PEFC	56 kW AC InductionPEFC	245 V Ni-MH	Hydrogen	MPGe 67 / 67 / 67 MPK* 66 / 66 / 66	312
SMALL SPORT UTILITY VEHICLES 2WD						
HYUNDAI						
Tucson Fuel Cell	PEM	100 kW AC InductionPEM	180 V Li-Ion	Hydrogen	MPGe 50 / 49 / 51 MPK* 49 / 48 / 50	265

* Miles per kilogram

† Proton electrolyte membrane

‡ Alternating Current induction motor

PLUG-IN HYBRID ELECTRIC VEHICLES

Plug-in hybrid electric vehicles (PHEVs) are hybrid-electric vehicles with high-capacity batteries that can be charged both by regenerative braking and by plugging them into an electrical outlet or charging station. Plug-in hybrids can store enough electricity from the power grid to significantly reduce their petroleum consumption under typical driving conditions.

There are two basic plug-in hybrid configurations:

- **Series PHEVs, also called Extended Range Electric Vehicles (EREVs).** The electric motor on these vehicles is the only power source that turns the wheels; the gasoline engine only generates electricity. Series PHEVs can run solely on electricity until the battery needs to be recharged. The gasoline engine will then generate the electricity needed to power the electric motor. For short trips, these vehicles may not use any gasoline.
- **Parallel or Blended PHEVs.** Both the engine and electric motor are mechanically connected to the wheels, and both may propel the vehicle. The vehicle may operate using both electricity and gasoline at the same time, using electricity only, or using gasoline only.

Plug-in hybrids also have different battery capacities, allowing some to travel farther on electricity than others. PHEV fuel economy, like that of EVs and regular hybrids, can be sensitive to driving style, driving conditions, and accessory use. When operating in pure electric mode, PHEVs emit no tailpipe pollutants, although the power plant producing the electricity may emit pollution.

Charging a PHEV's battery typically takes several hours. They can be charge at home or at an increasing number of workplaces or public locations. However, PHEVs don't have to be plugged in to be driven. They can be fueled solely with gasoline, like a conventional hybrid, but they will not achieve maximum range or fuel economy without charging.

Plug-in hybrids use less petroleum and cost less to fuel than conventional hybrids, but they are more expensive to purchase.

A federal income tax credit of up to \$7,500 is currently available to consumers purchasing a qualifying plug-in hybrid. Visit www.fueleconomy.gov for additional information on PHEVs, including tax incentives.

Manufacturer Model Trans, Eng Size, Cyl Elec. Motor	Fuel	Fuel Economy Combined MPGe	Range (miles)	Total Range* (miles)	Charge Time (hrs @ 240 V)	GHG Rating	Annual Fuel Cost
		Comb / City / Hwy MPG					
SUBCOMPACT CARS							
BMW							
i3 REX							
A-1, 0.6L, 2cyl, 125kW	Electricity	117 MPGe (29kWh/100 mi)	72	150	4	10	\$850
	Premium Gasoline	39 / 41 / 37	74				
i8							
A-6, 1.5L, 3cyl, 96kW	Electricity + Gasoline	76 MPGe ([43kWh +0.1 gal]/100 mi)	15	330	2	9	\$1,900
	Premium Gasoline	28 / 28 / 29	316				
CADILLAC							
ELR							
AV, 1.4L, 4cyl, 55 and 174kW 3-Phase AC [†]	Electricity	85 MPGe (39kWh/100 mi)	40	340	5	10	\$1,300
	Premium Gasoline	32 / 31 / 33	298				
ELR Sport							
AV, 1.4L, 4cyl, 55 and 174kW 3-Phase AC [†]	Electricity	80 MPGe (43kWh/100 mi)	36	320	5	10	\$1,400
	Premium Gasoline	30 / 28 / 33	279				
COMPACT CARS							
AUDI							
A3 e-tron							
AM-S6, 1.4L, 4cyl, 80 kW DCPM ^{**}	Electricity + Gasoline	83 MPGe ([40kWh +0 gal]/100 mi)	16	380	2.5	10	\$1,550
	Premium Gasoline	35 / 33 / 37	367				
A3 e-tron ultra							
AM-S6, 1.4L, 4cyl, 80 kW DCPM ^{**}	Electricity + Gasoline	86 MPGe ([38kWh +0 gal]/100 mi)	17	430	2.5	10	\$1,400
	Premium Gasoline	39 / 37 / 41	412				
BMW							
330e							
A-S8, 2.0L, 4cyl, 65kW	Electricity + Gasoline	72 MPGe ([47kWh +0 gal]/100 mi)	14	350	2	10	\$1,700
	Premium Gasoline	31 / 28 / 36	340				
CHEVROLET							
Volt							
AV, 1.5L, 4cyl, 48 and 87 kW 3-Phase AC [†]	Electricity	106 MPGe ([31kWh +0 gal]/100 mi)	53	420	4.5	10	\$850
	Gasoline	42 / 43 / 42	370				

Manufacturer Model Trans, Eng Size, Cyl Elec. Motor	Fuel	Fuel Economy Combined MPGe	Range (miles)	Total Range* (miles)	Charge Time (hrs @ 240 V)	GHG Rating	Annual Fuel Cost
		Comb / City / Hwy MPG					
MERCEDES-BENZ							
C350e							
A-7, 2.0L, 4cyl, 60 kW DCPM**	Electricity + Gasoline	51 MPGe ([56kWh +0.2 gal]/100 mi)	11	410	1.5	9	\$2,050
	Premium Gasoline	30 / 28 / 32	397				
MIDSIZE CARS							
FORD							
C-MAX Energi Plug-in Hybrid							
AV, 2.0L, 4cyl, 68 kW DCPM**	Electricity + Gasoline	88 MPGe ([37kWh +0 gal]/100 mi)	20	550	2.5	10	\$1,150
	Gasoline	38 / 40 / 36	532				
Fusion Energi Plug-in Hybrid							
AV, 2.0L, 4cyl, 68 kW DCPM**	Electricity + Gasoline	88 MPGe ([37kWh +0 gal]/100 mi)	20	550	2.5	10	\$1,150
	Gasoline	38 / 40 / 36	532				
HYUNDAI							
Sonata Plug-in Hybrid							
AM-6, 2.0L, 4cyl, 50 kW IPMSM§	Electricity + Gasoline	99 MPGe ([34kWh +0 gal]/100 mi)	27	600	2.7	10	\$1,050
	Gasoline	40 / 38 / 41	575				
LARGE CARS							
MERCEDES-BENZ							
S550e							
A-7, 3.0L, 6cyl, 85 kW DCPM**	Electricity + Gasoline	58 MPGe ([59kWh +0 gal]/100 mi)	14	450	2.8	9	\$2,150
	Premium Gasoline	26 / 24 / 30	432				
PORSCHE							
Panamera S E-Hybrid							
AM-S8, 3.0L, 6cyl, 70 kW DC Brushless**	Electricity + Gasoline	51 MPGe ([51kWh +0.5 gal]/100 mi)	16	560	3	9	\$2,200
	Premium Gasoline	25 / 23 / 29	540				
STANDARD SPORT UTILITY VEHICLES 4WD							
BMW							
X5 xDrive40e							
A-S8, 2.0L, 4cyl, 83 kW AC Induction†	Electricity + Gasoline	56 MPGe ([59kWh +0 gal]/100 mi)	14	540	3	8	\$2,350
	Premium Gasoline	24 / 23 / 25	522				
MERCEDES-BENZ							
GLE550e 4matic							
A-7, 3.0L, 6cyl, 85 kW DCPM**	Electricity + Gasoline	43 MPGe ([68kWh +0.3 gal]/100 mi)	12	460	1.9	7	\$2,750
	Premium Gasoline	21 / 20 / 23	445				
PORSCHE							
Cayenne S e-Hybrid							
AM-8, 3.0L, 6cyl, 70 kW DC Brushless**	Electricity	47 MPGe (69kWh/100 mi)	14	480	3	8	\$2,500
	Premium Gasoline	22 / 21 / 24	470				
VOLVO							
XC90 AWD PHEV							
A-S8, 2.0L, 4cyl, 34 and 65 kW DCPM**	Electricity + Gasoline	53 MPGe ([58kWh +0.1 gal]/100 mi)	14	350	3	8	\$2,250
	Premium Gasoline	25 / 24 / 27	332				

* Total range includes operation on both electricity and gasoline and is rounded to the nearest 10 miles.

† Alternating current induction motor

‡ Three phase alternating current motor

§ Interior-permanent magnet synchronous motor

** Direct current permanent magnet brushless motor

†† This vehicle did not use any gasoline for charge-depleting (all electric) operation during EPA city and highway tests. However, depending on how you drive the vehicle, you may use both gasoline and electricity during charge-depleting (all electric) operation following a full charge.

‡‡ Direct current brushless motor

HYBRID ELECTRIC VEHICLES

It's no coincidence that some of the most fuel-efficient vehicles for the 2016 model year are hybrid electric vehicles (HEVs). Hybrids combine the best features of the internal combustion engine with an electric motor and can significantly improve fuel economy.

Hybrids are primarily propelled by an internal combustion engine, just like conventional vehicles. However, they also convert energy normally wasted during coasting and braking into electricity, which is stored in a battery until needed by the electric motor. The electric motor assists the engine when accelerating or hill climbing and at low speeds, where internal combustion engines are least efficient. Unlike plug-in hybrids, conventional hybrids cannot be plugged into an external source of electricity to be recharged or run on electricity for any substantial distance. Instead, gasoline and regenerative braking provide all of the vehicle's energy.

Annual fuel cost is estimated assuming 15,000 miles of travel each year (55% city and 45% highway) and a fuel cost of \$3.65 per gallon for regular unleaded gasoline or \$4.57 for premium gasoline.

Manufacturer Model Configuration (trans, eng size, cyl)	MPG		Annual Fuel Cost	GHG Rating	Battery Type
	Comb	City/Hwy			
TWO-SEATER CARS					
HONDA					
CR-Z					
AV-S7, 1.5L, 4cyl	37	36/39	\$1,500	8	144V Li-Ion
M-6, 1.5L, 4cyl	34	31/38	\$1,600	8	144V Li-Ion
COMPACT CARS					
INFINITI					
Q50 Hybrid					
A-S7, 3.5L, 6cyl	30	28/34	\$2,300	7	346V Li-Ion
Q50 Hybrid AWD					
A-S7, 3.5L, 6cyl	28	27/31	\$2,450	7	346V Li-Ion
LEXUS					
CT 200h					
AV, 1.8L, 4cyl	42	43/40	\$1,300	9	202V Ni-MH
TOYOTA					
Prius c					
AV, 1.5L, 4cyl	50	53/46	\$1,100	10	144V Ni-MH
VOLKSWAGEN					
Jetta Hybrid					
AM-S7, 1.4L, 4cyl	44	42/48	\$1,550	9	220V Li-Ion
MIDSIZE CARS					
ACURA					
RLX Hybrid					
AM-7, 3.5L, 6cyl	30	28/32	\$2,300	7	260V Li-Ion
BMW					
ActiveHybrid 5					
A-S8, 3.0L, 6cyl	26	23/30	\$2,650	6	374V Li-Ion
BUICK					
LaCrosse eAssist					
A-S6, 2.4L, 4cyl	29	25/36	\$1,900	7	115V Li-Ion
Regal eAssist					
A-S6, 2.4L, 4cyl	29	25/36	\$1,900	7	115V Li-Ion
CHEVROLET					
Malibu Hybrid					
AV, 1.8L, 4cyl	46	47/46	\$1,200	10	300V Li-Ion
FORD					
Fusion Hybrid FWD					
AV, 2.0L, 4cyl	42	44/41	\$1,300	9	280V Li-Ion

Manufacturer Model Configuration (trans, eng size, cyl)	MPG		Annual Fuel Cost	GHG Rating	Battery Type
	Comb	City/Hwy			
HYUNDAI					
Sonata Hybrid					
AM-6, 2.0L, 4cyl	41	39/43	\$1,350	9	270V Li-Ion
Sonata Hybrid SE					
AM-6, 2.0L, 4cyl	42	40/44	\$1,300	9	270V Li-Ion
INFINITI					
Q70 Hybrid					
A-S7, 3.5L, 6cyl	31	29/34	\$2,200	7	346V Li-Ion
KIA					
Optima Hybrid					
AM-6, 2.4L, 4cyl	38	36/40	\$1,450	9	270V Li-Ion
Optima Hybrid EX					
AM-6, 2.4L, 4cyl	37	35/39	\$1,500	8	270V Li-Ion
LEXUS					
ES 300h					
AV-S6, 2.5L, 4cyl	40	40/39	\$1,350	9	245V Ni-MH
GS 450h					
AV-S8, 3.5L, 6cyl	31	29/34	\$2,200	7	288V Ni-MH
LS 600h L					
AV-S8, 5.0L, 8cyl	20	19/23	\$3,450	4	288V Ni-MH
LINCOLN					
MKZ Hybrid FWD					
AV, 2.0L, 4cyl	40	41/39	\$1,350	9	280V Li-Ion
TOYOTA					
Avalon Hybrid					
AV-S6, 2.5L, 4cyl	40	40/39	\$1,350	9	245V Ni-MH
Camry Hybrid LE					
AV, 2.5L, 4cyl	41	43/39	\$1,350	9	245V Ni-MH
Camry Hybrid XLE/SE					
AV, 2.5L, 4cyl	40	40/38	\$1,350	9	245V Ni-MH
Prius					
AV, 1.8L, 4cyl	52	54/50	\$1,050	10	202V Ni-MH
Prius Eco					
AV, 1.8L, 4cyl	56	58/53	\$1,000	10	207V Li-Ion
LARGE CARS					
FORD					
C-MAX Hybrid FWD					
AV, 2.0L, 4cyl	40	42/37	\$1,350	9	280V Li-Ion

Manufacturer Model Configuration (trans, eng size, cyl)	MPG		Annual Fuel Cost	GHG Rating	Battery Type
	Comb	City/Hwy			

MIDSIZE STATION WAGONS

NISSAN

Murano Hybrid AWD

AV-S7, 2.5L, 4cyl	28	26/30	\$1,950	7	144V Li-Ion
-------------------	----	-------	---------	---	-------------

Murano Hybrid FWD

AV-S7, 2.5L, 4cyl	29	28/31	\$1,900	7	144V Li-Ion
-------------------	----	-------	---------	---	-------------

TOYOTA

Prius v

AV, 1.8L, 4cyl	42	44/40	\$1,300	9	202V Ni-MH
----------------	----	-------	---------	---	------------

STANDARD PICKUP TRUCKS 2WD

CHEVROLET

Silverado 15 Hybrid 2WD

A-8, 5.3L, 8cyl	20	18/24	\$2,750	4	86V Li-Ion
-----------------	----	-------	---------	---	------------

GMC

Sierra 15 Hybrid 2WD

A-8, 5.3L, 8cyl	20	18/24	\$2,750	4	86V Li-Ion
-----------------	----	-------	---------	---	------------

STANDARD PICKUP TRUCKS 4WD

CHEVROLET

Silverado 15 Hybrid 4WD

A-8, 5.3L, 8cyl	18	16/21	\$3,050	4	86V Li-Ion
-----------------	----	-------	---------	---	------------

GMC

Sierra 15 Hybrid 4WD

A-8, 5.3L, 8cyl	18	16/21	\$3,050	4	86V Li-Ion
-----------------	----	-------	---------	---	------------

SMALL SPORT UTILITY VEHICLES 2WD

LEXUS

NX 300h

AV-S6, 2.5L, 4cyl	33	35/31	\$1,650	8	245V Ni-MH
-------------------	----	-------	---------	---	------------

RX 450h

AV-S6, 3.5L, 6cyl	30	31/30	\$2,300	7	288V Ni-MH
-------------------	----	-------	---------	---	------------

NISSAN

Rogue Hybrid FWD

AV, 2.0L, 4cyl	NA	NA	NA	NA	202V Li-Ion
----------------	----	----	----	----	-------------

Manufacturer Model Configuration (trans, eng size, cyl)	MPG		Annual Fuel Cost	GHG Rating	Battery Type
	Comb	City/Hwy			

SMALL SPORT UTILITY VEHICLES 4WD

AUDI

Q5 Hybrid

A-S8, 2.0L, 4cyl	26	24/30	\$2,650	6	266V Li-Ion
------------------	----	-------	---------	---	-------------

LEXUS

NX 300h AWD

AV-S6, 2.5L, 4cyl	32	33/30	\$1,700	8	245V Ni-MH
-------------------	----	-------	---------	---	------------

NISSAN

Rogue Hybrid AWD

AV, 2.0L, 4cyl	NA	NA	NA	NA	202V Li-Ion
----------------	----	----	----	----	-------------

SUBARU

XV Crosstrek Hybrid AWD

AV-S6, 2.0L, 4cyl	31	30/34	\$1,750	7	101V Ni-MH
-------------------	----	-------	---------	---	------------

TOYOTA

RAV4 Hybrid AWD

AV-S6, 2.5L, 4cyl	33	34/31	\$1,650	8	245V Ni-MH
-------------------	----	-------	---------	---	------------

STANDARD SPORT UTILITY VEHICLES 2WD

INFINITI

QX60 Hybrid FWD

AV-S7, 2.5L, 4cyl	26	26/28	\$2,100	6	144V Li-Ion
-------------------	----	-------	---------	---	-------------

STANDARD SPORT UTILITY VEHICLES 4WD

INFINITI

QX60 Hybrid AWD

AV-S7, 2.5L, 4cyl	26	25/28	\$2,100	6	144V Li-Ion
-------------------	----	-------	---------	---	-------------

LEXUS

RX 450h AWD

AV-S6, 3.5L, 6cyl	30	30/28	\$2,300	7	288V Ni-MH
-------------------	----	-------	---------	---	------------

TOYOTA

Highlander Hybrid AWD

AV-S6, 3.5L, 6cyl	28	27/28	\$1,950	7	288V Ni-MH
-------------------	----	-------	---------	---	------------

Highlander Hybrid AWD LE Plus

AV-S6, 3.5L, 6cyl	28	28/28	\$1,950	7	288V Ni-MH
-------------------	----	-------	---------	---	------------

ETHANOL FLEXIBLE FUEL VEHICLES

Ethanol flexible fuel vehicles (FFVs) are designed by the original manufacturer to operate on gasoline, E85, or any mixture of the two fuels. Annual fuel cost is estimated assuming 15,000 miles of travel each year (55% city and 45% highway) and an average fuel cost of \$2.55 per gallon for E85, \$3.65 per gallon for regular unleaded gasoline, and \$4.57 per gallon for premium unleaded gasoline. The price of ethanol is highly variable from region to region; it is typically lower in the Midwestern United States and higher in other areas. Therefore, actual consumer experience may differ significantly from the annual fuel cost estimate presented here.

Fuel economy and driving range values are shown for both gasoline and E85. When operating your FFV on mixtures of gasoline and E85, such as when alternating between using these fuels, your driving range and fuel economy values will be somewhere between those listed for the two fuels, depending on the actual percentage of gasoline and E85 in the tank.

Manufacturer Model Configuration (trans, eng size, cyl)	MPG		Annual Fuel Cost	GHG Rating	Fuel	Driving Range (miles)
	Comb	City/Hwy				

SUBCOMPACT CARS

AUDI

A5 Cabriolet quattro

A-S8, 2.0L, 4cyl	24	21/29	\$2,850	5	P	386
	17	15/21	\$2,250	6	E85	274

A5 quattro

A-S8, 2.0L, 4cyl	25	21/30	\$2,750	6	P	403
	18	15/22	\$2,100	6	E85	290

COMPACT CARS

AUDI

A4 quattro

A-S8, 2.0L, 4cyl	25	21/30	\$2,750	6	P	403
	18	15/22	\$2,100	6	E85	290

FORD

Focus FWD FFV

AM-6, 2.0L, 4cyl	31	27/40	\$1,750	7	Gas	384
	23	20/29	\$1,650	8	E85	285
AM-S6, 2.0L, 4cyl	30	26/38	\$1,800	7	Gas	372
	22	19/28	\$1,750	8	E85	273
M-5, 2.0L, 4cyl	30	26/36	\$1,800	7	Gas	372
	22	19/27	\$1,750	7	E85	273

MERCEDES-BENZ

CLA250 4matic

AM-7, 2.0L, 4cyl	27	24/33	\$2,550	6	P	356
	20	18/24	\$1,900	7	E85	264

MIDSIZE CARS

BUICK

LaCrosse

A-S6, 3.6L, 6cyl	21	18/28	\$2,600	5	Gas	388
	16	14/20	\$2,400	5	E85	296

LaCrosse AWD

A-S6, 3.6L, 6cyl	20	17/26	\$2,750	4	Gas	390
	15	13/19	\$2,550	5	E85	292

CHRYSLER

200

A-9, 2.4L, 4cyl	28	23/36	\$1,950	7	Gas	442
	21	17/28	\$1,800	7	E85	332
A-9, 3.6L, 6cyl	23	19/32	\$2,400	5	Gas	363
	17	14/23	\$2,250	6	E85	269

200 AWD

A-9, 3.6L, 6cyl	22	18/29	\$2,500	5	Gas	348
	17	14/22	\$2,250	5	E85	269

Manufacturer Model Configuration (trans, eng size, cyl)	MPG		Annual Fuel Cost	GHG Rating	Fuel	Driving Range (miles)
	Comb	City/Hwy				

DODGE

Dart

A-6, 2.0L, 4cyl	27	24/34	\$2,050	6	Gas	383
	20	18/25	\$1,900	7	E85	284

MERCEDES-BENZ

E350

A-7, 3.5L, 6cyl	23	20/29	\$3,000	5	P	485
	16	14/20	\$2,400	5	E85	338

E350 4matic

A-7, 3.5L, 6cyl	23	20/28	\$3,000	5	P	485
	17	15/21	\$2,250	6	E85	359

LARGE CARS

CHEVROLET

Impala

A-S6, 3.6L, 6cyl	22	19/29	\$2,500	5	Gas	407
	16	14/20	\$2,400	5	E85	296

Impala Limited

A-6, 3.6L, 6cyl	22	18/30	\$2,500	5	Gas	407
	16	13/22	\$2,400	5	E85	296

CHRYSLER

300

A-8, 3.6L, 6cyl	23	19/31	\$2,400	5	Gas	426
	17	14/23	\$2,250	5	E85	314

300 AWD

A-8, 3.6L, 6cyl	21	18/27	\$2,600	5	Gas	388
	16	14/20	\$2,400	5	E85	296

DODGE

Charger

A-8, 3.6L, 6cyl	23	19/31	\$2,400	5	Gas	426
	17	14/23	\$2,250	5	E85	314

Charger AWD

A-8, 3.6L, 6cyl	21	18/27	\$2,600	5	Gas	388
	16	14/20	\$2,400	5	E85	296

FORD

Taurus AWD FFV

A-S6, 3.5L, 6cyl	19	17/24	\$2,900	4	Gas	361
	14	13/18	\$2,750	4	E85	266

Taurus FWD FFV

A-S6, 3.5L, 6cyl	21	18/27	\$2,600	5	Gas	399
	16	13/20	\$2,400	5	E85	304

Manufacturer Model Configuration (trans, eng size, cyl)	MPG		Annual Fuel Cost	GHG Rating	Fuel	Driving Range (miles)
	Comb	City/Hwy				

SMALL STATION WAGONS

AUDI

allroad quattro

A-S8, 2.0L, 4cyl	24	21/28	\$2,850	5	P	386
	17	15/21	\$2,250	6	E85	274

SMALL PICKUP TRUCKS 2WD

NISSAN

Frontier 2WD FFV

A-L5, 4.0L, 6cyl	NA	NA	NA	NA	Gas	NA
	NA	NA	NA	NA	E85	NA

SMALL PICKUP TRUCKS 4WD

NISSAN

Frontier 4WD FFV

A-L5, 4.0L, 6cyl	NA	NA	NA	NA	Gas	NA
	NA	NA	NA	NA	E85	NA

STANDARD PICKUP TRUCKS 2WD

CHEVROLET

Silverado C15 2WD

A-6, 4.3L, 6cyl	20	18/24	\$2,750	4	Gas	520
	14	12/16	\$2,750	4	E85	364
A-6, 5.3L, 8cyl	19	16/23	\$2,900	4	Gas	494
	14	12/17	\$2,750	4	E85	364

FORD

F150 5.0L 2WD FFV GVWR>7599 LBS PAYLOAD PACKAGE

A-S6, 5.0L, 8cyl	16	14/20	\$3,400	3	Gas	368
	13	11/16	\$2,950	4	E85	299

F150 Pickup 2WD FFV

A-6, 3.5L, 6cyl	20	18/25	\$2,750	4	Gas	460
	15	13/18	\$2,550	5	E85	345
A-S6, 5.0L, 8cyl	18	15/22	\$3,050	4	Gas	414
	13	11/16	\$2,950	4	E85	299

GMC

Sierra C15 2WD

A-6, 4.3L, 6cyl	20	18/24	\$2,750	4	Gas	520
	14	12/16	\$2,750	4	E85	364
A-6, 5.3L, 8cyl	19	16/23	\$2,900	4	Gas	494
	14	12/17	\$2,750	4	E85	364

RAM

1500 2WD

A-8, 3.6L, 6cyl	20	17/25	\$2,750	4	Gas	520
	14	12/17	\$2,750	4	E85	364

TOYOTA

Tundra 2WD FFV

A-S6, 5.7L, 8cyl	15	13/18	\$3,650	2	Gas	396
	11	9/13	\$3,500	3	E85	290

Manufacturer Model Configuration (trans, eng size, cyl)	MPG		Annual Fuel Cost	GHG Rating	Fuel	Driving Range (miles)
	Comb	City/Hwy				

STANDARD PICKUP TRUCKS 4WD

CHEVROLET

Silverado K15 4WD

A-6, 4.3L, 6cyl	19	17/22	\$2,900	4	Gas	494
	13	12/15	\$2,950	4	E85	338
A-6, 5.3L, 8cyl	18	16/22	\$3,050	4	Gas	468
	12	11/14	\$3,200	3	E85	312

FORD

F150 5.0L 4WD FFV GVWR>7599 LBS PAYLOAD PACKAGE

A-S6, 5.0L, 8cyl	16	14/19	\$3,400	3	Gas	368
	12	11/15	\$3,200	4	E85	276

F150 Pickup 4WD FFV

A-6, 3.5L, 6cyl	19	17/23	\$2,900	4	Gas	437
	14	12/17	\$2,750	4	E85	322
A-S6, 5.0L, 8cyl	17	15/21	\$3,200	3	Gas	391
	13	11/16	\$2,950	4	E85	299

GMC

Sierra K15 4WD

A-6, 4.3L, 6cyl	19	17/22	\$2,900	4	Gas	494
	13	12/15	\$2,950	4	E85	338
A-6, 5.3L, 8cyl	18	16/22	\$3,050	4	Gas	468
	12	11/14	\$3,200	3	E85	312

RAM

1500 4WD

A-8, 3.6L, 6cyl	19	16/23	\$2,900	4	Gas	494
	13	11/16	\$2,950	4	E85	338

TOYOTA

Tundra 4WD FFV

A-S6, 5.7L, 8cyl	15	13/17	\$3,650	2	Gas	396
	10	9/12	\$3,800	2	E85	264

VANS, PASSENGER TYPE

FORD

Transit T150 Wagon FFV

A-S6, 3.7L, 6cyl	16	14/18	\$3,400	3	Gas	416
	11	10/13	\$3,500	3	E85	286

SPECIAL PURPOSE VEHICLES 2WD

FORD

Transit Connect Van FFV

A-S6, 2.5L, 4cyl	23	20/28	\$2,400	5	Gas	363
	17	15/20	\$2,250	5	E85	269

Transit Connect Wagon FFV

A-S6, 2.5L, 4cyl	22	19/27	\$2,500	5	Gas	348
	16	14/20	\$2,400	5	E85	253

Transit Connect Wagon LWB FFV

A-S6, 2.5L, 4cyl	22	19/27	\$2,500	5	Gas	348
	16	14/20	\$2,400	5	E85	253

MINIVANS 2WD

CHRYSLER

Town and Country

A-6, 3.6L, 6cyl	20	17/25	\$2,750	4	Gas	400
	14	12/18	\$2,750	5	E85	280

Manufacturer Model Configuration (trans, eng size, cyl)	MPG		Annual Fuel Cost	GHG Rating	Fuel	Driving Range (miles)
	Comb	City/Hwy				

DODGE

Grand Caravan

A-6, 3.6L, 6cyl	20	17/25	\$2,750	4	Gas	400
	14	12/18	\$2,750	5	E85	280

SMALL SPORT UTILITY VEHICLES 2WD

CHEVROLET

Equinox FWD

A-6, 2.4L, 4cyl	26	22/32	\$2,100	6	Gas	489
	18	15/22	\$2,100	6	E85	338

DODGE

Journey

A-6, 3.6L, 6cyl	19	17/25	\$2,900	4	Gas	390
	14	12/18	\$2,750	5	E85	287

GMC

Terrain FWD

A-6, 2.4L, 4cyl	26	22/32	\$2,100	6	Gas	489
	18	15/22	\$2,100	6	E85	338

JEEP

Cherokee FWD

A-9, 2.4L, 4cyl	25	22/31	\$2,200	6	Gas	395
	18	15/23	\$2,100	6	E85	284

Renegade 2WD

A-9, 2.4L, 4cyl	25	22/31	\$2,200	6	Gas	318
	19	17/24	\$2,000	7	E85	241

SMALL SPORT UTILITY VEHICLES 4WD

AUDI

Q5

A-S8, 2.0L, 4cyl	23	20/28	\$3,000	5	P	455
	16	14/19	\$2,400	5	E85	317

CHEVROLET

Equinox AWD

A-6, 2.4L, 4cyl	23	20/29	\$2,400	5	Gas	432
	17	14/20	\$2,250	5	E85	320

JEEP

Cherokee 4WD

A-9, 2.4L, 4cyl	24	21/28	\$2,300	5	Gas	379
	17	15/21	\$2,250	5	E85	269

MERCEDES-BENZ

GLA250 4matic

AM-7, 2.0L, 4cyl	27	24/32	\$2,550	6	P	356
	19	17/24	\$2,000	6	E85	251

STANDARD SPORT UTILITY VEHICLES 2WD

CHEVROLET

Suburban C1500 2WD

A-6, 5.3L, 8cyl	18	16/23	\$3,050	4	Gas	558
	13	11/17	\$2,950	4	E85	403

Manufacturer Model Configuration (trans, eng size, cyl)	MPG		Annual Fuel Cost	GHG Rating	Fuel	Driving Range (miles)
	Comb	City/Hwy				

Tahoe C1500 2WD

A-6, 5.3L, 8cyl	18	16/23	\$3,050	4	Gas	468
	14	12/17	\$2,750	4	E85	364

FORD

Explorer 2WD FFV

A-S6, 3.5L, 6cyl	20	17/24	\$2,750	4	Gas	372
	15	13/18	\$2,550	5	E85	279

GMC

Yukon C1500 2WD

A-6, 5.3L, 8cyl	18	16/23	\$3,050	4	Gas	468
	13	11/17	\$2,950	4	E85	338

Yukon C1500 XL 2WD

A-6, 5.3L, 8cyl	18	16/23	\$3,050	4	Gas	558
	13	11/17	\$2,950	4	E85	403

STANDARD SPORT UTILITY VEHICLES 4WD

CHEVROLET

Suburban K1500 4WD

A-6, 5.3L, 8cyl	18	15/22	\$3,050	4	Gas	558
	12	11/15	\$3,200	3	E85	372

Tahoe K1500 4WD

A-6, 5.3L, 8cyl	18	16/22	\$3,050	4	Gas	468
	13	11/16	\$2,950	4	E85	338

FORD

Explorer AWD FFV

A-S6, 3.5L, 6cyl	19	16/23	\$2,900	4	Gas	353
	14	12/17	\$2,750	4	E85	260

GMC

Yukon K1500 4WD

A-6, 5.3L, 8cyl	18	16/22	\$3,050	4	Gas	468
	13	11/16	\$2,950	4	E85	338

Yukon K1500 XL 4WD

A-6, 5.3L, 8cyl	18	15/22	\$3,050	4	Gas	558
	12	11/15	\$3,200	3	E85	372

MERCEDES-BENZ

GLE350 4matic

A-7, 3.5L, 6cyl	19	17/22	\$3,600	4	P	467
	15	13/17	\$2,550	5	E85	369

TOYOTA

Sequoia 4WD FFV

A-S6, 5.7L, 8cyl	14	13/17	\$3,900	2	Gas	370
	10	9/13	\$3,800	2	E85	264

INDEX

Interior Volume (cu.ft.)					Interior Volume (cu.ft.)					Interior Volume (cu.ft.)				
Passenger / Cargo					Passenger / Cargo					Passenger / Cargo				
	2dr	4dr	Hatch	Pg		2dr	4dr	Hatch	Pg		2dr	4dr	Hatch	Pg
ACURA					320i					M235i xDrive				
ILX		89/12		10	320i xDrive		96/13		10	Convertible	82/8			9
MDX 2WD				22	328d		96/13	10,29		M3		96/12		11
MDX 4WD				23	328d xDrive		96/13	11,29		M4 Convertible	91/9			9
RDX 2WD				22	328d xDrive Sports Wagon		97/28	19,29		M4 Coupe	90/11			11
RDX 4WD				23	328i		96/13	11		M4 GTS				6
RLX		102/15		13	328i xDrive		96/13	11		M5		102/14		14
RLX Hybrid		102/15		13,36	328i xDrive Gran Turismo			102/25	17	M6 Convertible	88/11			9
TLX 2WD		93/14		10	328i xDrive Sports Wagon		97/28	19		M6 Coupe	87/13			9
TLX 4WD		93/14		10	330e		96/9	11,34		M6 Gran Coupe		97/12		11
ALFA ROMEO					335i xDrive Gran Turismo					X1 xDrive28i				
4C				6	340i		96/13	11		X3 sDrive 28i			101/27	17
ASTON MARTIN					340i xDrive					X3 xDrive28d				
DB9	78/5			7	428i Convertible	90/9		9		X3 xDrive28i				23,29
Rapide S		83/14		8	428i Coupe	90/11		11		X3 xDrive35i				23
V12 Vantage S				6	428i Gran Coupe		92/12	11		X4 M40i				23
V8 Vantage				6	428i xDrive					X4 xDrive28i				23
V8 Vantage S				6	Convertible	90/9		9		X4 xDrive35i				23
Vanquish	78/5			8	428i xDrive Coupe	90/11		11		X5 M				26
Vantage GT				6	428i xDrive Gran Coupe		92/12	11		X5 sDrive35i				25
AUDI					435i Convertible					X5 xDrive35d				
A3		86/12		8	435i Coupe	90/11		11		X5 xDrive35i				26,29
A3 Cabriolet	79/10			8	435i Gran Coupe		92/12	11		X5 xDrive40e				26,35
A3 Cabriolet quattro	79/10			8	435i xDrive			9		X5 xDrive50i				26
A3 e-tron			89/14	10,34	Convertible	90/9		9		X6 M				26
A3 e-tron ultra			89/14	10,34	435i xDrive Coupe	90/11		11		X6 sDrive35i				25
A3 quattro		86/10		8	435i xDrive Gran Coupe		92/12	11		X6 xDrive35i				26
A4		91/12		10	528i		102/14	14		X6 xDrive50i				26
A4 quattro		91/12		10,38	528i xDrive		102/14	14		Z4 sDrive28i				6
A5 Cabriolet quattro	81/10			8,38	535d		102/14	14,29		Z4 sDrive35i				6
A5 quattro	84/12			8,38	535d xDrive		102/14	14,29		Z4 sDrive35is				6
A6		98/16		13	535i		102/14	14		BUICK				
A6 quattro		98/16		13,29	535i Gran Turismo		112/10	17		Cascade	82/9			9
A7 quattro			94/25	13,29	535i xDrive		102/14	14		Enclave AWD				26
A8 L		107/15		17,29	535i xDrive Gran Turismo		112/10	17		Enclave FWD				25
allroad quattro		90/28		18,39	550i		102/14	14		Encore				22
Q3			84/17	10	550i xDrive		102/14	14		Encore AWD				24
Q3 quattro			84/17	10	640i Convertible	88/11		9		Envision AWD				24
Q5				23,29,40	640i Coupe	87/13		9		LaCrosse		100/16		14,38
Q5 Hybrid				23,37	640i Gran Coupe		97/12	11		LaCrosse AWD		100/16		14,38
RS 7			94/25	13	640i xDrive			9		LaCrosse eAssist		100/16		14,36
S3		86/10		8	Convertible	88/11		9		Regal		98/13		14
S4		90/13		10	640i xDrive Coupe	87/13		9		Regal AWD		98/13		14
S5	84/13			8	640i xDrive Gran Coupe		97/12	11		Regal eAssist		98/13		14,36
S5 Cabriolet	81/10			8	650i Convertible	88/11		9		Verano		91/14		11
S6		98/16		13	650i Coupe	87/13		9		BYD				
S7			94/25	13	650i Gran Coupe		97/12	11		e6			88/16	22,32
S8		100/15		13	650i xDrive			9		CADILLAC				
SQ5				23	Convertible	88/11		9		ATS	91/10	91/10		11
TT Coupe quattro	74/13			9	650i xDrive Coupe	87/13		9		ATS AWD		91/10		11
TT Roadster quattro				6	650i xDrive Gran Coupe		97/12	11		ATS-V	91/10	91/10		11
TTS Coupe	74/13			9	740i		114/14	17		CT6		110/15		17
BENTLEY					750i					CT6 AWD				
Continental GT	89/11			10	750i xDrive		114/14	17		CTS Sedan		97/13		14
Continental GT					ActiveHybrid 5		102/10	14,36		CTS Sedan AWD		97/13		14
Convertible	86/7			9	Alpina B6 Gran Coupe					CTS-V		97/13		14
Flying Spur	102/13			13	xDrive		97/12	11		ELR	83/11			9,34
Mulsanne		101/11		13	i3 BEV		84/15	5,9,31		ELR Sport	83/11			9,34
BMW					i3 REX					Escalade 2WD				
228i	89/10			9	i8	81/5		9,34		Escalade 4WD				25
228i Convertible	82/8			9	M2	89/10		9		SRX		101/30		25
228i xDrive	89/10			9	M235i	89/10		9		SRX AWD				26
228i xDrive					M235i Convertible	82/10		9		XTS		104/18		17
Convertible	82/8			9	M235i xDrive	89/10		9		XTS AWD		104/18		17

INDEX

Interior Volume (cu.ft.)				Interior Volume (cu.ft.)				Interior Volume (cu.ft.)				
Passenger / Cargo				Passenger / Cargo				Passenger / Cargo				
2dr	4dr	Hatch	Pg	2dr	4dr	Hatch	Pg	2dr	4dr	Hatch	Pg	
XTS Hearse			21	Journey			22,40	Mustang	82/12		9	
XTS Limo	104/18		21	Journey AWD			24	Mustang Convertible	81/11		9	
CHEVROLET				Viper SRT			6	Shelby GT350				
Camaro	83/8			FERRARI				Mustang	82/12		9	
City Express Cargo Van			21	488 GTB			6	Taurus AWD		102/20	17	
Colorado 2WD			5,19,29	488 Spider			6	Taurus AWD FFV		102/20	17,38	
Colorado 4WD			20,29	California T	75/7		8	Taurus FWD		102/20	17	
Colorado Cab Chassis 2WD			21	F12			6	Taurus FWD FFV		102/20	17,38	
Corvette			6	F12 tdf			6	Transit Connect Van 2WD			21	
Cruze	94/10		11	F60 America			6	Transit Connect Van FFV			21,39	
Cruze Limited	94/16		14	FF		90/22	14	Transit Connect Wagon FFV			21,39	
Cruze Limited Eco	94/16		14	FIAT				Transit Connect Wagon FWD			21	
Cruze Premier	94/10		11	500		76/7	5,8	Transit Connect Wagon LWB FFV			21,39	
Equinox AWD			24,40	500 Abarth		76/7	8	Transit Connect Wagon LWB FWD			21	
Equinox FWD	100/28		22,40	500 L	99/22		19	Transit T150 Wagon			21	
Express 2500 2WD Passenger			21	500 X			22	Transit T150 Wagon FFV			21,39	
Express 3500 2WD Passenger			21	500 X AWD			24	GMC				
Impala	105/19		17,38	500e		72/7	5,8,31	Acadia AWD			26	
Impala Bi-Fuel (CNG)	105/10		14,33	FORD				Acadia FWD			26	
Impala Limited	105/19		17,38	C-MAX Energi Plug-in Hybrid	100/19		14,35	Canyon 2WD			5,19,29	
Malibu	100/13	100/13	14	C-MAX Hybrid FWD	100/24		5,17,36	Canyon 4WD			20,29	
Malibu Hybrid	100/13	100/13	14,36	Edge AWD			24	Canyon Cab Chassis 2WD			21	
Malibu Limited	100/16		14	Edge FWD			22	Savana 2500 2WD (Passenger)			21	
Silverado 15 Hybrid 2WD			20,37	Escape AWD			24	Savana 3500 2WD (Passenger)			21	
Silverado 15 Hybrid 4WD			20,37	Escape FWD			22	Sierra 15 Hybrid 2WD			20,37	
Silverado C15 2WD			20,39	Expedition 2WD			25	Sierra 15 Hybrid 4WD			21,37	
Silverado C15 Cab Chassis 2WD			21	Expedition 4WD			26	Sierra C15 2WD			20,39	
Silverado K15 4WD			20,39	Expedition EL 2WD			25	Sierra C15 Cab Chassis 2WD			21	
Silverado K15 Cab Chassis 4WD			21	Expedition EL 4WD			26	Sierra K15 4WD			21,39	
Sonic	91/12		11	Explorer 2WD FFV			25,40	Sierra K15 Cab Chassis 4WD			21	
Sonic 5	91/19		19	Explorer AWD			26	Terrain AWD			24	
Sonic 5 RS	91/19		14	Explorer AWD FFV			26,40	Terrain FWD	100/28		22,40	
Sonic RS	91/12		11	Explorer FWD			25	Yukon C1500 2WD			26,40	
Spark	86/11		9	F150 2.7L 2WD GVWR>6649 LBS PAYLOAD PACKAGE			20	Yukon C1500 XL 2WD			26,40	
Spark EV	86/11		9,31	F150 2.7L 4WD GVWR>6799 LBS PAYLOAD PACKAGE			20	Yukon K1500 4WD			26,40	
SS	112/17		17	F150 3.5L 2WD GVWR>7599 LBS PAYLOAD PACKAGE			20	Yukon K1500 XL 4WD			26,40	
Suburban C1500 2WD			25,40	F150 3.5L 4WD GVWR>7599 LBS PAYLOAD PACKAGE			20	HONDA				
Suburban K1500 4WD			26,40	F150 5.0L 2WD FFV GVWR>7599 LBS PAYLOAD PACKAGE			20,39	Accord	92/14	103/16	15	
Tahoe C1500 2WD			25,40	F150 5.0L 4WD FFV GVWR>7599 LBS PAYLOAD PACKAGE			20,39	Civic 2Dr		91/12	11	
Tahoe K1500 4WD			26,40	F150 Pickup 2WD			20	Civic 4Dr		98/15	15	
Traverse AWD			26	F150 Pickup 2WD FFV			20,39	CR-V 2WD			22	
Traverse FWD			25	F150 Pickup 4WD			20	CR-V 4WD			24	
Trax			22	F150 Pickup 4WD FFV			20,39	CR-Z			5,6,36	
Trax AWD			24	Fiesta FWD	85/13	85/15	9	Fit		96/17	5,19	
Volt		90/19	11,34	Fiesta SFE FWD	85/13	85/15	9	HR-V 2WD			22	
CHRYSLER				Fiesta ST FWD		85/15	11	HR-V 4WD			24	
200	101/16		14,38	Flex AWD			26	Odyssey			22	
200 AWD	101/16		14,38	Flex FWD			25	Pilot 2WD			22	
300	106/16		17,38	Focus Electric		91/14	11,31	Pilot 4WD			24	
300 AWD	106/16		17,38	Focus FWD	90/13	90/23	11	HYUNDAI				
Town and Country			22,39	Focus FWD FFV	91/13	91/24	11,38	Accent		90/14	90/19	11
DODGE				Focus RS AWD		90/23	15	Azera		106/16		17
Challenger	94/16		14	Focus ST FWD		90/23	15	Azera Limited		106/16		17
Challenger SRT8	94/16		14	Fusion AWD	100/16		15	Elantra		96/15		15
Charger	105/16		17,38	Fusion Energi Plug-in Hybrid		103/8	15,35	Elantra GT			96/23	15
Charger AWD	105/16		17,38	Fusion FWD		100/16	15	Elantra Limited		96/15		15
Charger SRT8	105/16		17	Fusion Hybrid FWD		101/16	15,36	Equus		111/16		17
Dart		97/13	14,38					Genesis AWD		108/15		17
Dart Aero		97/13	14					Genesis Coupe	89/10			9
Dart GT		97/13	14					Genesis RWD		108/15		17
Durango AWD			26					Santa Fe AWD				24
Durango RWD			25					Santa Fe FWD				22
Grand Caravan			22,40					Santa Fe Sport AWD				24
								Santa Fe Sport FWD				22

INDEX

Interior Volume (cu.ft.)				Interior Volume (cu.ft.)				Interior Volume (cu.ft.)			
Passenger / Cargo				Passenger / Cargo				Passenger / Cargo			
2dr	4dr	Hatch	Pg	2dr	4dr	Hatch	Pg	2dr	4dr	Hatch	Pg
Santa Fe Sport Ultimate FWD			22	Patriot 4WD			24	LS 460 AWD		103/14	15
Santa Fe Ultimate AWD			24	Patriot FWD			23	LS 460 L		102/14	15
Santa Fe Ultimate FWD			22	Renegade 2WD			23,40	LS 460 L AWD		102/14	15
Sonata	106/16		17	Renegade 4WD			24	LS 600h L		102/10	15,36
Sonata Hybrid	106/13		15,36	Wrangler 4WD			24	LX 570			27
Sonata Hybrid SE	106/13		15,36	Wrangler Unlimited 4WD			24	NX 200t			23
Sonata Limited	106/16		17	KIA				NX 200t AWD			24
Sonata Plug-in Hybrid	106/10		15,35	Cadenza	107/16		18	NX 200t AWD F Sport			24
Sonata Sport Limited	106/16		17	Forte	96/14		15	NX 300h			5,23,37
Tucson AWD			24	Forte 5		98/23	18	NX 300h AWD			24,37
Tucson Eco AWD			24	Forte Koup	92/13		12	RC 200t	84/10		10
Tucson Eco FWD			22	K900		110/16	18	RC 300 AWD	84/10		10
Tucson Fuel Cell			22,33	Optima		105/16	18	RC 350	84/10		10
Tucson FWD			22	Optima FE		105/16	18	RC 350 AWD	84/10		10
Veloster	90/16		11	Optima Hybrid		102/11	15,36	RC F	79/10		10
INFINITI				Optima Hybrid EX		102/11	15,36	RX 350			23
Q50	102/13		15	Rio	88/14	89/15	12	RX 350 AWD			24
Q50 AWD	102/13		15	Rio Eco	88/14	89/15	12	RX 450h			23,37
Q50 Hybrid	100/9		12,36	Sedona			22	RX 450h AWD			5,27,37
Q50 Hybrid AWD	100/9		12,36	Sedona SX			22	LINCOLN			
Q50S	100/14		15	Sedona SXL			22	MKC AWD			25
Q50S AWD	100/14		15	Sorento AWD			24	MKC FWD			23
Q50S Red Sport	100/14		15	Sorento FE AWD			24	MKS AWD	105/18		18
Q50S Red Sport AWD	100/14		15	Sorento FWD			23	MKS FWD	105/18		18
Q70	104/15		15	Soul	101/24		19	MKT AWD			27
Q70 AWD	104/15		15	Soul ECO dynamics	101/24		19	MKT FWD			
Q70 Hybrid	104/11		15,36	Soul Electric	97/19		5,19,32	MKT Livery AWD			21
QX50	97/19		19	Sportage AWD			24	MKT Livery FWD			21
QX50 AWD	97/19		19	Sportage FWD			23	MKX AWD			25
QX60 AWD			24	Sportage SX AWD			24	MKX FWD			23
QX60 FWD			22	Sportage SX FWD			23	MKZ AWD	99/16		15
QX60 Hybrid AWD			26,37	LAMBORGHINI				MKZ FWD	99/16		15
QX60 Hybrid FWD			26,37	Aventador Coupe			7	MKZ Hybrid FWD	99/12		16,36
QX70 AWD			24	Aventador Roadster			7	Navigator 2WD			26
QX70 RWD			22	Huracan			7	Navigator 4WD			27
QX80 2WD			26	Huracan Spyder			7	Navigator L 2WD			26
QX80 4WD			26	LAND ROVER				Navigator L 4WD			27
JAGUAR				Discovery Sport			24	MASERATI			
F-Type Convertible			6	LR4			27	Ghibli S RWD	108/10		16
F-Type Coupe			7	Range Rover			27	Ghibli V6	108/10		16
F-Type R AWD Convertible			7	Range Rover Evoque			24	Ghibli V6 SQ4	108/10		16
F-Type R AWD Coupe			7	Range Rover Evoque Convertible			24	GranTurismo	86/6		10
F-Type R Convertible			7	Range Rover LWB			27	GranTurismo			
F-Type S AWD Convertible			7	Range Rover Sport			27	Convertible	85/5		10
F-Type S AWD Coupe			7	Range Rover Sport TDV6			27,29	Quattroporte GTS	114/19		18
F-Type S Convertible			7	Range Rover TDV6			27,29	Quattroporte S	114/19		18
F-Type S Coupe			7	LEXUS				Quattroporte SQ4 V6	114/19		18
XF	95/18		15	CT 200h		86/14	12,36	MAZDA			
XF AWD	95/18		15	ES 300h	100/12		15,36	2		87/16	12
XJ	102/18		17	ES 350	100/15		15	3 4-Door	96/12		12
XJ AWD	102/18		17	GS 200t	99/14		15	3 5-Door		96/22	16
XJL	109/18		17	GS 200t F Sport	99/14		15	6		100/15	16
XJL AWD	109/18		18	GS 350	99/14		15	CX-3 2WD		88/16	12
JEEP				GS 350 AWD	100/14		15	CX-3 4WD		88/16	12
Cherokee 4WD			24,40	GS 350 F Sport	99/14		15	CX-5 2WD			23
Cherokee 4WD Active Drive II			24	GS 450h	99/13		15,36	CX-5 4WD			25
Cherokee FWD			23,40	GS F	91/14		12	CX-9 2WD			23
Cherokee Trailhawk 4WD			24	GX 460			27	CX-9 4WD			25
Compass 4WD			24	IS 200t	90/11		12	MX-5			7
Compass FWD			23	IS 300 AWD	90/11		12	MCLAREN AUTOMOTIVE			
Grand Cherokee 2WD			26,29	IS 350	90/11		12	570S Coupe			7
Grand Cherokee 4WD			27,29	IS 350 AWD	90/11		12	650S Can-Am			7
Grand Cherokee SRT8 4WD			27	LS 460	103/14		15	650S Coupe			7
								650S Spider			7

INDEX

Interior Volume (cu.ft.)				Interior Volume (cu.ft.)				Interior Volume (cu.ft.)				
Passenger / Cargo				Passenger / Cargo				Passenger / Cargo				
2dr	4dr	Hatch	Pg	2dr	4dr	Hatch	Pg	2dr	4dr	Hatch	Pg	
675LT Coupe			7	GLE450 AMG Coupe			27	NV200 Cargo Van			21	
675LT Spider			7	GLE550e 4matic			27,35	NV200 NYC Taxi			21	
MSO HS			7	Maybach S 600		120/12	18	Pathfinder 2WD			23	
MERCEDES-BENZ				Metris (Cargo Van)			21	Pathfinder 4WD			25	
AMG C63		92/13	12	Metris (Passenger Van)			21	Pathfinder 4WD Platinum			25	
AMG C63 S		92/13	12	S550		112/12	18	Quest			5,22	
AMG CLA45 4matic	88/13		12	S550 4matic		112/12	18	Rogue AWD			25	
AMG CLS63 S 4matic		92/11	12	S550 4matic Coupe	90/10		12	Rogue FWD			23	
AMG E63 4matic		98/13	16	S550e		112/9	18,35	Rogue Hybrid AWD			37	
AMG E63 S 4matic		98/13	16	S600		112/12	18	Rogue Hybrid FWD			37	
AMG E63 S 4matic (wagon)	100/36		19	SL400			7	Sentra		96/15	16	
AMG G63			27	SL550			7	Sentra FE		96/15	16	
AMG G65			27	SLK300			7	Versa		90/15 94/19	13	
AMG GL63			27	SLK350			7	PAGANI				
AMG GLA45 4matic		91/42	19	MINI				Huayra Coupe				7
AMG GLE63			27	Cooper Clubman		92/18	16	PORSCHE				
AMG GLE63 S			27	Cooper Convertible	76/5		8	911 Carrera	70/5		8	
AMG GLE63 S Coupe			27	Cooper Countryman		87/16	12	911 Carrera 4	70/5		8	
AMG GT S			7	Cooper Hardtop 2 door		80/9	10	911 Carrera 4			8	
AMG S63 4matic		112/12	18	Cooper Hardtop 4 door		84/9	10	Cabriolet	68/5		8	
AMG S63 4matic Coupe	90/10		12	Cooper Paceman		87/14	12	911 Carrera 4 GTS	70/5		8	
AMG S65		112/12	18	Cooper S Clubman		92/18	16	911 Carrera 4 GTS Cabriolet	68/5		8	
AMG S65 Coupe	91/10		12	Cooper S Convertible	76/5		8	911 Carrera 4S	70/5		8	
AMG SL63			7	Cooper S Countryman		87/16	12	911 Carrera 4S Cabriolet	68/5		8	
AMG SL65			7	Cooper S Countryman All4		87/16	12	911 Carrera Cabriolet	68/5		8	
AMG SLK55			7	Cooper S Hardtop 2 door		80/9	10	911 Carrera Cabriolet	68/5		8	
B250e		90/22	16,31	Cooper S Hardtop 4 door		84/9	10	911 Carrera Cabriolet	68/5		8	
C300		90/13	12	Cooper S Paceman		87/14	12	911 Carrera GTS	70/5		8	
C300 4matic		90/13	12	Cooper S Paceman All4		87/14	12	911 Carrera GTS Cabriolet	68/5		8	
C350e		91/10	12,35	JCW Countryman All4		87/16	12	911 Carrera S	70/5		8	
C450 AMG		90/13	12	JCW Paceman All4		87/14	12	911 Carrera S Cabriolet	68/5		8	
CLA250		88/13	12	John Cooper Works Hardtop		80/9	10	911 GT3			7	
CLA250 4matic		88/13	12,38	MITSUBISHI				911 GT3 RS			7	
CLS400		92/11	12	i-MiEV		85/13	10,31	911 R	70/5		8	
CLS400 4matic		92/11	12	Lancer		93/12	12	911 Targa 4	70/5		8	
CLS550		92/11	12	Lancer 4WD		93/12	12	911 Targa 4 GTS	70/5		8	
CLS550 4matic		92/11	12	Outlander 2WD			23	911 Targa 4S	70/5		8	
E250 Bluetec		98/13	16,29	Outlander 4WD			25	911 Targa 4S	70/5		8	
E250 Bluetec 4matic		98/13	16,29	Outlander Sport 2WD			23	911 Turbo	70/5		8	
E350		98/13	16,38	Outlander Sport 4WD			25	911 Turbo Cabriolet	68/5		8	
E350 4matic		98/13	16,38	MOBILITY VENTURES LLC				911 Turbo S	70/5		8	
E350 4matic (wagon)	100/36		19	MV-1			21	911 Turbo S Cabriolet	70/5		8	
E400		98/13	16	NISSAN				Boxster			7	
E400 4matic		98/13	16	370Z		52/7	7	Boxster GTS			7	
E400 4matic Coupe	81/11		10	370Z Roadster		52/4	7	Boxster S			7	
E400 Convertible	80/6		10	Altima		102/15	16	Boxster Spyder			7	
E400 Coupe	81/11		10	Altima SR		102/15	16	Cayenne			27	
E550 4matic		98/13	16	Frontier 2WD			19	Cayenne Diesel			27,29	
E550 Convertible	80/6		10	Frontier 2WD FFV			39	Cayenne GTS			27	
E550 Coupe	81/11		10	Frontier 4WD			20	Cayenne S			27	
G550			27	Frontier 4WD FFV			39	Cayenne S e-Hybrid			27,35	
GL350 Bluetec 4matic			27,29	GT-R		79/9	10	Cayenne Turbo			27	
GL450 4matic			27	Juke		87/10	19	Cayenne Turbo S			27	
GL550 4matic			27	Juke AWD		87/10	19	Cayman			7	
GLA250		91/42	23	Juke Nismo RS		86/10	19	Cayman GT4			7	
GLA250 4matic			25,40	Juke Nismo RS AWD		86/10	19	Cayman GTS			7	
GLC300			23	Leaf (24 kW-hr battery pack)		92/24	5,16,31	Cayman S			7	
GLC300 4matic			25	Leaf (30 kW-hr battery pack)		92/24	16,31	Macan S			25	
GLE300 d 4matic			27,29	Maxima		98/14	16	Macan Turbo			25	
GLE350			26	Murano AWD		108/28	19	Panamera		108/16	18	
GLE350 4matic			27,40	Murano FWD		108/28	19	Panamera 4		108/16	18	
GLE350 d 4matic			27,29	Murano Hybrid AWD		108/28	19,37					
GLE400 4matic			27	Murano Hybrid FWD		108/28	19,37					

INDEX

Interior Volume (cu.ft.)				Interior Volume (cu.ft.)				Interior Volume (cu.ft.)			
Passenger / Cargo				Passenger / Cargo				Passenger / Cargo			
2dr	4dr	Hatch	Pg	2dr	4dr	Hatch	Pg	2dr	4dr	Hatch	Pg
Panamera 4S	108/16		18	Model S (70 kW-hr battery pack)		94/26	18,31	Tacoma 4WD Double Cab			20
Panamera 4S Executive	108/16		18	Model S (75 kW-hr battery pack)		94/26	18,31	Tundra 2WD			20
Panamera GTS	108/16		18	Model S (85 kW-hr battery pack)		94/26	18,31	Tundra 2WD FFV			20,39
Panamera S	108/16		18	Model S (90 kW-hr battery pack)		94/26	18,31	Tundra 4WD			21
Panamera S E-Hybrid	108/16	18,35		Model S AWD - 60D		94/26	5,18,31	Tundra 4WD FFV			21,39
Panamera Turbo	108/16		18	Model S AWD - 70D		94/26	18,31	Yaris	86/13	85/15	13
Panamera Turbo Executive	108/16		18	Model S AWD - 75D		94/26	18,31	VOLKSWAGEN			
Panamera Turbo S	108/16		18	Model S AWD - 85D		94/26	18,31	Beetle		85/15	13
Panamera Turbo S Executive	108/16		18	Model S AWD - 90D		94/26	18,31	Beetle Convertible	81/7		10
RAM				Model S AWD - P100D		94/26	18,31	Beetle Dune		85/15	13
1500 2WD		20,29,39		Model S AWD - P85D		94/26	18,31	Beetle Dune			
1500 4WD		21,29,39		Model S AWD - P90D		94/26	18,31	Convertible	81/7		10
1500 HFE 2WD		5,20,29		Model X AWD - 60D		94/26	5,27,32	CC	94/13		13
Promaster City			21	Model X AWD - 75D		94/26	5,27,32	CC 4motion	94/13		13
ROLLS-ROYCE				Model X AWD - 90D		94/26	27,32	e-Golf		91/17	5,13,31
Dawn	100/9		13	Model X AWD - P100D		94/26	27,32	Eos	77/11		10
Ghost		111/14	18	Model X AWD - P90D		94/26	27,32	Golf		93/16	13
Ghost EWB		117/14	18	TOYOTA				Golf R		93/16	13
Phantom		113/14	18	4Runner 2WD			26	Golf SportWagen		94/30	19
Phantom Coupe	96/13		13	4Runner 4WD			27	GTI		93/16	13
Phantom Drophead Coupe	97/11		13	Avalon		104/16	16	Jetta		94/16	13
Phantom EWB		125/14	18	Avalon Hybrid		104/14	16,36	Jetta Hybrid		94/16	13,36
Wraith	99/13		16	Camry		103/15	16	Passat		102/16	16
ROUSH PERFORMANCE				Camry Hybrid LE		103/13	16,36	Tiguan			23
F150 Pickup 2WD			20	Camry Hybrid XLE/SE		103/13	16,36	Tiguan 4motion			25
F150 Pickup 4WD			21	Corolla		98/13	16	Touareg			28,30
Stage 3 Mustang	82/12		10	Corolla LE Eco		98/13	16	VOLVO			
SCION				Highlander 2WD			23	S60 AWD		93/12	13
FR-S	77/7		8	Highlander AWD			27	S60 CC AWD		93/12	13
iA		86/13	5,10	Highlander Hybrid AWD			27,37	S60 FWD		93/12	13
iM			90/21	Highlander Hybrid AWD LE Plus			27,37	S60 Inscription AWD		96/12	13
tC			90/15	Land Cruiser Wagon 4WD			27	S60 Inscription FWD		96/12	13
SMART				Mirai		86/9	10,33	S60 PoleStar AWD		93/12	13
fortwo coupe			7	Prius			91/27	S80 FWD		98/15	16
fortwo electric drive convertible			5,7,31	Prius c			87/17	V60 AWD		92/28	19
fortwo electric drive coupe			5,7,31	Prius Eco			91/27	V60 CC AWD			19
SUBARU				Prius v		97/34	5,19,37	V60 FWD		92/28	19
BRZ	77/7		8	RAV4			23	V60 PoleStar AWD		92/28	19
Forester AWD			25	RAV4 AWD			25	XC60 AWD			25
Impreza AWD		97/12	13	RAV4 Hybrid AWD			5,25,37	XC60 FWD		99/34	23
Impreza Sport AWD		98/23	19	RAV4 LE/XLE			23	XC70 AWD			25
Impreza Wagon AWD		98/23	19	RAV4 Limited AWD/SE AWD			25	XC70 FWD		98/37	23
Legacy AWD		105/15	16	Sequoia 2WD			26	XC90 AWD			28
Outback AWD			25	Sequoia 4WD			27	XC90 AWD PHEV			28,35
WRX		97/12	13	Sequoia 4WD FFV			28,40	XC90 FWD			26
XV Crosstrek AWD			25	Sienna 2WD			22				
XV Crosstrek Hybrid AWD			25,37	Sienna AWD			22				
TESLA				Tacoma 2WD			19				
Model S (60 kW-hr battery pack)		94/26	18,31	Tacoma 4WD			20				

GETTING TO KNOW THE NEW FUEL ECONOMY AND ENVIRONMENT LABEL

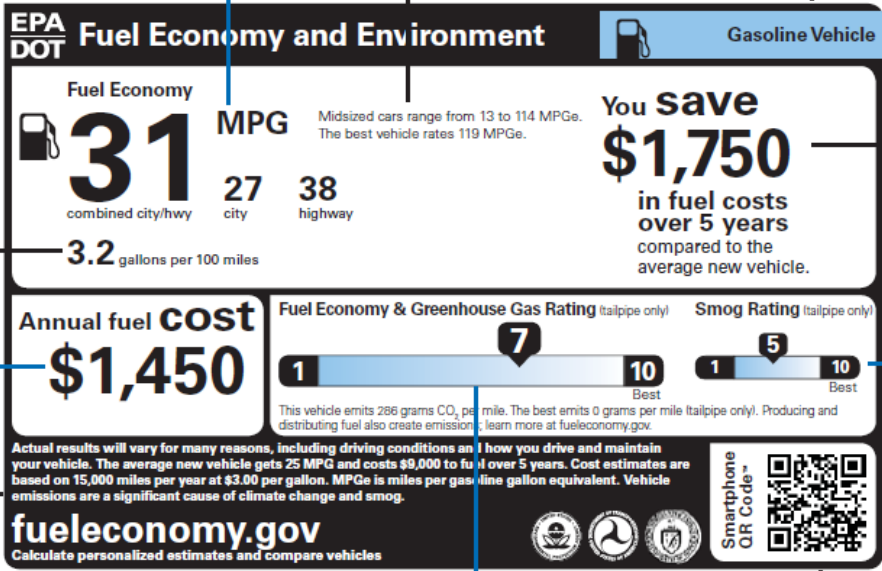
EPA recently redesigned the Fuel Economy and Environment labels that must be affixed to new vehicles starting with the 2013 model year. The example below shows a sample label for a gasoline vehicle. Slightly different designs are used for flexible-fuel vehicles, electric vehicles, and plug-in hybrids. For more in-depth descriptions of label information for all vehicle types, visit www.fueleconomy.gov.

Fuel economy for city, highway, and combined city/highway driving (55% city and 45% highway) in miles per gallon

Combined city/highway fuel economy range for vehicles in same EPA vehicle class and fuel economy for most efficient vehicle overall for model year

Technology and fuel type, such as gasoline, diesel, flexible fuel (gasoline-ethanol [E85]), plug-in hybrid (electricity-gasoline), and electric vehicle

Fuel consumption in gallons per 100 miles in combined city/highway driving



Fuel cost savings or extra expenditure compared to an "average" new vehicle of the same model year (25 mpg for model year 2016)

Annual fuel cost based on 15,000 miles per year at \$3.00 per gallon for regular unleaded and \$3.30 for premium

Compares tailpipe emissions of smog-producing pollutants to those of other vehicles of the same model year on a scale of 1 (worst) to 10 (best)

Annual mileage, fuel cost, and other assumptions used to calculate estimates on the sticker

Compares fuel economy and tailpipe greenhouse gas emissions to those of other vehicles of the same model year on a scale of 1 (worst) to 10 (best). Upstream emissions estimates are available at fueleconomy.gov.

QR Code. Scan the code with your smart phone to link to official information on fueleconomy.gov (requires scanner app).