

Fuel Economy Guide

MODEL YEAR
2024

Save fuel. Save money.



fuel economy.gov




U.S. Department of Energy
Office of Energy Efficiency and Renewable Energy
U.S. Environmental Protection Agency



UPDATED: May 6, 2024

USING THE FUEL ECONOMY GUIDE



CONTENTS

- i Using the *Fuel Economy Guide*
- 1 How the *Guide* is Organized
- 1 Why Some Vehicles Are Not Listed
- 1 Vehicle Classes Used in this Guide
- 2 Understanding the *Guide* Listings
- 3 Tax Incentives and Disincentives
- 3 Fuel Economy Saves You Money
- 4 Fueling Options
- 5 Alternative Fueling Station Locator
- 6 Improve Your Fuel Economy
- 7 Advanced Vehicle Technologies
- 8 Annual Fuel Cost Ranges for Vehicle Classes
- 9 Most Efficient Vehicles
- 10 2024 Model Year Vehicles
- 40 All-Electric Vehicles
- 37 Plug-In Hybrid Electric Vehicles
- 48 Diesel Vehicles
- 50 Ethanol Flexible Fuel Vehicles

The U.S. Environmental Protection Agency (EPA) and U.S. Department of Energy (DOE) produce the *Fuel Economy Guide* to help car buyers choose the most fuel-efficient vehicle that meets their needs. The *Guide* is available on the Web at [fueleconomy.gov](https://www.fueleconomy.gov).

Fuel Economy Estimates

The purpose of EPA's fuel economy estimates is to provide a reliable basis for comparing vehicles.

Most vehicles in this guide (other than plug-in hybrids) have three fuel economy estimates:

- A "city" estimate that represents urban driving, in which a vehicle is started in the morning (after being parked all night) and driven in stop-and-go traffic
- A "highway" estimate that represents a mixture of rural and interstate highway driving in a warmed-up vehicle, typical of longer trips in free-flowing traffic
- A "combined" estimate that represents a combination of city driving (55%) and highway driving (45%)

Estimates for all vehicles are based on laboratory testing under standardized conditions to allow for fair comparisons.

Flexible fuel vehicles (FFVs), which can use gasoline and E85, have estimates for both fuels. Plug-in hybrid electric vehicles (PHEVs) have estimates for (1) electric-only or blended electric and gasoline operation and (2) gasoline-only operation. PHEVs are discussed in more detail on page 37. For answers to frequently asked questions about fuel economy estimates, visit [fueleconomy.gov](https://www.fueleconomy.gov).

Annual Fuel Cost Estimates

This guide provides annual fuel cost estimates, rounded to the nearest \$50, for each vehicle. The estimates are based on the assumptions that you travel 15,000 miles per year (55% under city driving conditions and 45% under highway conditions) and that fuel costs \$3.65/gallon for regular unleaded gasoline, \$4.20/gallon for mid-grade unleaded gasoline, and \$4.57/gallon for premium. Cost-per-gallon assumptions for vehicles that use other fuel types are discussed at the beginning of those vehicle sections.

Visit [fueleconomy.gov](https://www.fueleconomy.gov) to personalize fuel costs based on current fuel prices and your driving habits.

Your Fuel Economy Will Vary

EPA's fuel economy values are good estimates of the fuel economy a typical driver will achieve under average driving conditions and provide a good basis to compare one vehicle to another. Still, your fuel economy may be slightly higher or lower than EPA's estimates. Fuel economy varies, sometimes significantly, based on driving conditions, driving style, and other factors.

To ensure that estimates are consistent across different makes and models, the EPA estimates are based on a standardized, repeatable testing procedure. These tests model an "average" driver's environment and behavior based on real-world conditions, such as stop-and-go traffic.

However, it is impossible for a single test to predict fuel economy precisely for all drivers in all environments. For example, the following factors can lower your vehicle's fuel economy:

- Aggressive driving (speeding and hard acceleration and hard braking)
- Excessive idling, accelerating, and braking in stop-and-go traffic
- Cold weather (engines are more efficient when warmed up). The impact is greater for short trips.
- Driving with a heavy load or with the air conditioner running
- Improperly tuned engine or under-inflated tires
- Driving on mountainous or hilly terrain
- High-performance or snow tires
- Use of remote starters

In addition, small variations in vehicle manufacturing can cause fuel economy variations in the same make and model, and some vehicles don't attain maximum fuel economy until they are "broken in" (around 3,000–5,000 miles).

With fuel-efficient driving techniques, drivers may also achieve better fuel economy than the EPA estimates. See "Improve Your Fuel Economy" on page 6 for tips on maximizing your fuel economy.

The EPA ratings are a useful tool for comparing vehicles because they are always done in precisely the same way under the same set of conditions. However, they may not accurately predict the fuel economy *you* will get. This is also true for annual fuel cost estimates. For more information on fuel economy ratings and factors that affect fuel economy, visit [fueleconomy.gov](https://www.fueleconomy.gov).



HOW THE *GUIDE* IS ORGANIZED

Fuel economy estimates for all vehicles begin with the "2024 Model Year Vehicles" section on page 10. Vehicles are organized by EPA vehicle class and, for trucks and vans, drive type (two- or four-wheel drive).

Additional sections are dedicated to specific vehicle technology or fuel types for consumers looking for advanced vehicles or alternatives to gasoline vehicles—diesels, plug-in hybrids, all-electric vehicles, flex-fuel vehicles, and fuel cell vehicles.

WHY SOME VEHICLES ARE NOT LISTED

Light-duty fuel economy regulations do not apply to

- Sport utility vehicles (SUVs) and passenger vans with a gross vehicle weight rating (GVWR) of more than 10,000 pounds—GVWR is the vehicle weight plus carrying capacity
- Other vehicles with a GVWR of 8,500 pounds or more

Therefore, manufacturers do not have to estimate their fuel economy, and fuel economy labels are not posted on their windows. Also, fuel economy information on some vehicles was not available in time to be included in this guide. More up-to-date information can be found at [fueleconomy.gov](https://www.fueleconomy.gov).

VEHICLE CLASSES USED IN THIS GUIDE

CARS		TRUCKS	
Class	Passenger & Cargo Volume (cu. ft.)	Class	Gross Vehicle Weight Rating* (pounds)
TWO-SEATER CARS	Any	PICKUP TRUCKS	
SEDANS		Small	Under 6,000
Minicompact	Under 85	Standard	6,000 to 8,500
Subcompact	85 to 99	VANS	
Compact	100 to 109	Passenger	Under 10,000
Midsize	110 to 119	Cargo	Under 8,500
Large	120 or more	MINIVANS	Under 8,500
STATION WAGONS		SPORT UTILITY VEHICLES	
Small	Under 130	Small	Under 6,000
Midsize	130 to 159	Standard	6,000 to 9,999
Large	160 or more	SPECIAL PURPOSE VEHICLES	Under 8,500

*Gross vehicle weight rating is vehicle weight plus carrying capacity.

UNDERSTANDING THE *GUIDE* LISTINGS

We hope you find the *Fuel Economy Guide* easy to use! Fuel economy and annual fuel cost data are organized by vehicle class (see page 1 for a list of classes). Within each class, vehicles are listed alphabetically by manufacturer and model.

Vehicle models with different features, such as engine size or transmission type, are listed separately. Engine and transmission attributes are shown in the first column under the model name.

Additional attributes needed to distinguish among vehicles (e.g., fuel type or suggested fuel grade) are listed in the "Notes" column. A legend for abbreviations is provided on page 10.

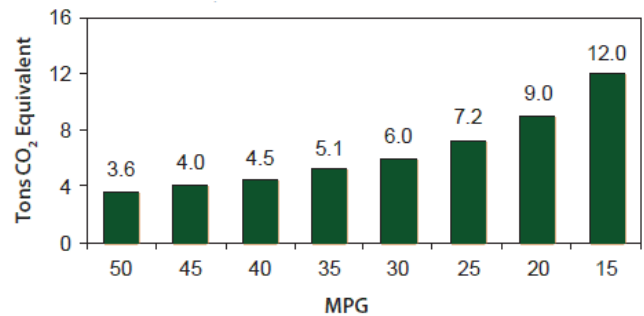
A "P" in the "Notes" column indicates that the manufacturer *recommends* that the vehicle be fueled with premium-grade gasoline, and a "PR" indicates that the manufacturer *requires* premium. The higher price of premium fuel is reflected in the annual fuel cost of these vehicles.

The most fuel-efficient vehicles in each class and alternative fuel vehicles are indicated with special markings (see the diagram below). Vehicles that can use more than one kind of fuel have an entry for each fuel type. Interior passenger and cargo volumes are located in the index at the back of the *Guide*.

Each vehicle listing includes a greenhouse gas (GHG) rating on a scale of 1 (worst) to 10 (best). This rating is a comparison of the tailpipe GHG emissions of the vehicle to those of other vehicles of the same model year.

Highway vehicles account for about 23% (1.4 billion tons) of U.S. greenhouse gas emissions each year. The average recent-model vehicle causes the release of 5 to 9 tons of GHGs each year. Switching from a vehicle that gets 20 miles per gallon (MPG) to one that gets 25 MPG can reduce GHG emissions by 1.7 tons per year. Switching to an electric vehicle could reduce your GHG emissions even more. Check out EPA and DOE's Beyond Tailpipe Emissions Calculator to estimate the GHG emissions from owning a plug-in electric vehicle where you live (fuelconomy.gov/feg/Find.do?action=bt2).

Annual Greenhouse Gas Emissions by Vehicle MPG (gasoline vehicles)*



*Includes both tailpipe and upstream emissions

Sample Vehicle Listing
(Not Actual Data)

Manufacturer Model Configuration (trans, eng size, cyl)	MPG		Annual Fuel Cost	GHG Rating	Notes
	Comb	City/Hwy			
BMW i4 eDrive35 Gran Coupe (18 inch Wheels)					
A-1	120	122/119	\$600	10	EV
MINI Cooper S Hardtop 2 door					
AM-S7, 2.0L, 4cyl	31	28/38	\$2,000	6	P T SS
M-6, 2.0L, 4cyl	27	23/33	\$2,500	5	P T SS
STANDARD PICKUP TRUCKS 2WD					
GMC Sierra 2WD					
A-10 5.3L, 8cyl	18	16/21	\$3,000	4	SS
A-10 5.3L, 8cyl	18	16/20	\$3,000	4	Gas
	13	12/15	\$3,400	4	E85

Manufacturer

Model

The most fuel-efficient vehicle per class is marked with a green pointer (▶).

EPA combined city/highway MPG estimate based on 55% city and 45% highway driving

Vehicle class

Transmission information: type (A=automatic, A-S=automatic with select shift, AV=continuously variable, M=manual, etc.) followed by number of gears or speeds

Alternative fuel vehicles are highlighted by a light blue bar, and those that can use two kinds of fuel, such as flexible fuel vehicles (FFVs), have an entry for each fuel type.

Engine size (in liters) followed by number of cylinders. EXAMPLE: 5.3-liter, 8-cylinder engine

Compares the tailpipe greenhouse gas emissions to those of other vehicles of the same model year on a scale of 1 (worst) to 10 (best)

EPA city & highway MPG estimates. EXAMPLE: 122 MPG city; 119 MPG highway

Additional information to help further identify the vehicle (e.g., engine and fuel system info) along with other useful information about features, required fuel grade, etc. EXAMPLE: P=premium gasoline recommended, T=turbocharger, SS=stop-start

Estimated annual fuel cost, assuming 15,000 miles of travel a year (55% city and 45% highway) and an average fuel price

FFVs have fuel economy, fuel cost, and GHG estimates for both gasoline and E85.



Federal Tax Credits

You may be eligible for a federal income tax credit of up to \$7,500 if you purchase a qualifying all-electric vehicle (EV), plug-in hybrid, or fuel cell vehicle in 2023–2024.

Qualifying EVs and plug-in hybrids have been eligible for a federal income tax credit for over a decade, but the Inflation Reduction Act of 2023 recently changed the eligibility requirements significantly. The new legislation also extends the tax credits to qualifying fuel cell vehicles.

Tax credits and eligible vehicles can vary greatly depending on several factors, including when the vehicle is purchased and put into service.

Visit [fueleconomy.gov](https://www.fueleconomy.gov) for more information on qualifying models, credit amounts, and vehicle and buyer requirements.

Gas Guzzler Tax

The Energy Tax Act of 1978 requires auto companies to pay a "gas guzzler" tax on the sale of cars with exceptionally low fuel economy. Such vehicles are identified in the *Guide* by the word "Tax" in the "Notes" column. In the dealer showroom, the words "Gas Guzzler" and the tax amount are listed on the vehicle's fuel economy label. The tax does not apply to light trucks.

Fuel Economy Saves You Money

The average household spends about one-fifth of its total family expenditures on transportation, making it the second most expensive category after housing. You could save as much as \$1,000 (or more) in fuel costs each year by choosing the most fuel-efficient vehicle in a particular class. This can add up to thousands of dollars over a vehicle's lifetime. Fuel-efficient models come in all shapes and sizes, so you need not sacrifice utility or size.

Each vehicle listing in the *Fuel Economy Guide* provides an estimated annual fuel cost (see page i). The Find and Compare Cars tool at [fueleconomy.gov](https://www.fueleconomy.gov) features an annual fuel cost calculator that allows you to insert your local gasoline prices and typical driving conditions (percentage of city and highway driving) to obtain more accurate fuel cost information for your vehicle.



Ethanol Blends—E85, E15, and E10

Ethanol is a domestically produced, renewable fuel made primarily from corn and sugar cane. The use of ethanol as a vehicle fuel can reduce greenhouse gas (GHG) emissions.

E10 is a blend of 10% ethanol and 90% gasoline and is legal for use in any gasoline-powered vehicle. Most of the gasoline sold in the U.S. contains up to 10% ethanol to boost octane, meet air quality requirements, or satisfy the federal Renewable Fuel Standard. As of 2011, EPA began allowing the use of E15 in model year 2001 and newer gasoline vehicles. Ethanol contains about one-third less energy than gasoline. So, vehicles will typically go 3%–4% fewer miles per gallon on E10 and 4%–5% fewer miles per gallon on E15 than on 100% gasoline. While E10 is available everywhere, E15 is currently available at more than 1,300 stations in the United States.

E85 (or flex fuel) is a high-level ethanol-gasoline blend containing 51%–83% ethanol, depending on the season and geographic location. Drivers can use E85 in flexible fuel vehicles (FFVs), which are specially designed to run on gasoline, E85, or any mixture of the two. FFVs are offered by several vehicle manufacturers. To determine whether your vehicle is an FFV, check the inside of your car's fuel filler door for an identification sticker or consult your owner's manual. More than 4,200 filling stations in the United States currently sell E85. Visit afdc.energy.gov/locator/stations to find stations near you.

FFVs typically experience a 15%–27% drop in fuel economy when operating on E85 instead of regular gasoline due to ethanol's lower energy content and other factors, assuming gasoline typically contains about 10% ethanol. Drivers should notice no degradation in performance. In fact, some FFVs produce more torque and horsepower when fueled with higher-level ethanol blends.

Biodiesel

Biodiesel is a domestically produced renewable fuel manufactured from vegetable oils or animal fats for use in diesel vehicles. Using biodiesel in place of petroleum diesel can reduce GHG emissions.

Biodiesel can be blended with petroleum diesel at any percentage. B20 is a common biodiesel blend that contains 20% biodiesel and 80% petroleum diesel. B5 (5% biodiesel and 95% petroleum diesel) is another common blend. All vehicle manufacturers have approved biodiesel blends up to and including B5 for use in all diesel engines, and some have approved the use of blends up to B20 in a few recent model year vehicles. Keep in mind that using higher-level biodiesel blends may affect your vehicle warranty. Check your owner's manual or check with your vehicle manufacturer to determine the right blend for your vehicle.

Purchase commercial-grade biodiesel from a reputable dealer. Never refuel with recycled grease or vegetable oil that has not been converted to biodiesel. It will damage your engine.

More than 1,300 stations currently dispense B20. Visit afdc.energy.gov/locator/stations to find service stations selling biodiesel near you.

Premium- vs Regular-Grade Gasoline

Regular unleaded (87 octane) is the recommended fuel for most gasoline vehicles. Using a higher-octane gasoline than recommended by the owner's manual does not improve performance or fuel efficiency under normal conditions. Check your owner's manual for the recommended grade of fuel for your vehicle, and visit fueleconomy.gov for more information about selecting the right octane for your vehicle.

Charging Your Electric or Plug-in Hybrid Vehicle

Electric vehicle (EV) and plug-in hybrid owners have several charging options. Many owners will do most of their charging at home. Some workplaces, businesses, and multi-unit dwellings (condos/apartments) provide charging, and more than 59,000 public charging stations with over 150,000 charging ports are available across the country.

There are three basic types of charging:

- **Level 1 charging:** You can plug into a regular 120-volt (V) outlet—the kind found in your home. This is the slowest type of charging—about 2 to 5 miles of range per hour of charging—but requires no special charger or outlet type. Most, if not all, plug-in vehicles are equipped with a cord to allow this type of charging.
- **Level 2 charging:** These chargers supply current at 208 to 240 V and provide 10 to 20 miles of range per hour of charging. Most public chargers are Level 2 chargers. You can also have a Level 2 charger installed at home. Most public chargers use a standard plug type

that is compatible with all vehicles from major manufacturers. Tesla charging stations use a different plug type that cannot be used by other vehicles. However, Tesla provides an adaptor that allows its vehicles to use both Tesla and standard Level 2 charging stations.

- **Fast charging:** Also called DC fast charging or DC quick charging, this is the fastest kind of charging, providing 60 to 80 miles of range (or more) to the battery in 20 minutes. Not all vehicles can accept fast charging, nor do all vehicles use the same type of plug for DC fast charging, so check your owner's manual. Quick charging stations are usually located along heavy traffic corridors. Due to expense and electric current requirements, they are not practical for home installation.

Note: Charge rate can vary based on vehicle model. So, check the owner's manual for estimated charge time. Charge rate also depends on other factors, such as the battery's state of charge and the ambient temperature. Visit afdc.energy.gov/fuels/electricity_infrastructure.html for more information.

ALTERNATIVE FUELING STATION LOCATOR

Wondering where you can fuel up your alternative fuel vehicle? The Alternative Fueling Station Locator can help you find a station near you or within a given distance from a planned route. The Station

Locator shows fueling locations for ethanol, electricity, biodiesel, propane, natural gas, and hydrogen. Check it out at afdc.energy.gov/stations.

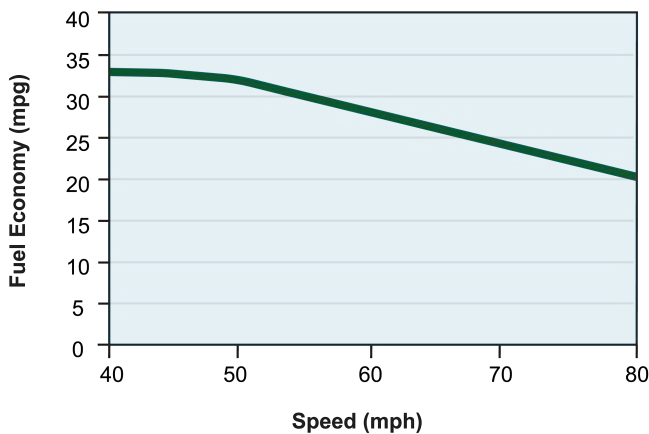
The screenshot shows the Alternative Fueling Station Locator interface. At the top, there are tabs for 'Public Stations', 'Advanced Filters', and 'Fuel Corridors'. The location is set to 'U.S. and Canada'. Search criteria include 'ann arbor, mi' and 'washington, dc'. Filters are set to 'Electric' and 'Level 2, DC Fa...'. The map displays a route from Ann Arbor, MI to Baltimore, MD, with 751 stations marked along the way. A sidebar on the left lists two stations: 'Ann Arbor Downtown Development Authority - Ann Ashley Parking Structure' and 'Ann Arbor Nissan'.

Drive More Efficiently

- Aggressive driving (speeding and rapid acceleration/braking) can lower your gas mileage by roughly 15%–30% at highway speeds and 10%–40% in stop-and-go traffic.

Driver feedback devices can help you drive more efficiently, improving fuel economy by up to 10%.

- Observe the speed limit. Each 5 MPH you drive over 60 MPH can reduce your fuel economy by 7%. For a personalized estimate of the effect of speeding on your fuel economy, visit fuelconomy.gov.
- Avoid idling. Idling gets 0 miles per gallon and costs as much as \$0.02 per minute.
- Using cruise control on the highway helps you maintain a constant speed and, in most cases, will save fuel.



Keep Your Car in Shape

- Address engine problems promptly. If the check engine light comes on, have your vehicle inspected by a mechanic. It could save you fuel and money down the road.

- Keeping tires inflated to the recommended pressure can typically improve fuel economy by 0.6%.

The manufacturer's recommended tire pressure can be found on the tire information placard and/or vehicle certification label located on the vehicle door edge, doorpost, glove-box door, or inside the trunk lid.

- Using the recommended grade of motor oil can improve your fuel economy by 1%–2% if you've been using the wrong grade.
- Keep your tires aligned and balanced.
- Replacing a clogged air filter can improve gas mileage on older cars with carbureted engines.

Plan and Combine Trips

- A warmed-up engine is more fuel-efficient than a cold one. Many short trips taken from a cold start can use twice as much fuel as one multipurpose trip covering the same distance.

Note: Letting your car idle to warm up doesn't help your fuel economy: it actually uses more fuel and creates more pollution.

Other Solutions

- Avoid carrying unneeded items. An extra 100 pounds can decrease fuel economy by about 1%.
- Avoid carrying cargo on your roof. A large, blunt rooftop cargo box, for example, can reduce fuel economy by 2%–8% in city driving, 6%–17% on the highway, and 10%–25% at interstate speeds (65 to 75 MPH).

Rear-mount cargo boxes or trays reduce fuel economy by much less (1%–2% in city driving and 1%–5% on the highway).

- Use the "economy mode" feature if your vehicle has one.

For more tips on improving fuel economy, such as cold-weather tips; hot-weather tips; and tips for hybrids, plug-in hybrids, and all-electric vehicles, visit fuelconomy.gov.

Tips for Electric and Hybrid Vehicles

Most of the driving tips for conventional vehicles will also help increase the range of electric vehicles and hybrids. In addition to the driving tips above, the tips below will help you get the most out of your electric or hybrid vehicle.

1. Read your owner's manual. The automaker knows how to operate and maintain your vehicle to maximize fuel economy, driving range, and battery life. So, consult the owner's manual for tips specific to your vehicle.
2. Use the economy (Eco) mode. Many of these vehicles come with an "economy mode" or similar feature to improve fuel economy. You can often turn on this feature by just pressing a button.
3. Avoid hard braking. Anticipate stops and brake gently or moderately. This allows the regenerative braking system to recover energy from the vehicle's forward motion and store it as electricity. Hard braking causes the vehicle to use its conventional friction brakes, which do not recover energy.
4. Keep the battery charged. Keeping your plug-in hybrid's battery charged helps you use as much electricity and as little gasoline as possible, saving you fuel and money and extending the vehicle's range. For EVs, it helps maximize your driving range.
5. Use accessories wisely. Using accessories such as heating, air conditioning, and entertainment systems can lower fuel economy more for electric vehicles and hybrids than for conventional vehicles. So, keep that in mind when trying to maximize fuel economy or electric range. Pre-heating or pre-cooling the cabin of a plug-in hybrid or EV while it's plugged in, for example, can extend its electric range.



Manufacturers are using advanced technologies to improve fuel economy in many of their vehicles. Along with plug-in hybrids, all-electric vehicles, and fuel cell vehicles, new technologies are also being used to make conventional vehicles more efficient. Some of these fuel-saving technologies are described below. For more information, visit [fueleconomy.gov](https://www.fueleconomy.gov).

Hybrid Vehicles

Hybrids combine the best features of the internal combustion engine with an electric motor and can significantly improve fuel economy. They are primarily propelled by an internal combustion engine, just like conventional vehicles. However, they also use regenerative braking to convert energy normally wasted during coasting and braking into electricity. The recovered electricity is stored in a battery until needed by the electric motor. The electric motor assists the engine when accelerating or hill climbing and at low speeds, where internal combustion engines are least efficient.

Fuel efficiency can vary significantly among different hybrid models due to battery and electric motor size. Hybrids with larger batteries and electric motors, sometimes called "full" or "strong" hybrids, can store more electricity and provide more power to assist the gasoline engine. Some can even run on the electric motor alone for short distances. Hybrids with smaller batteries and electric motors are often referred to as "mild" hybrids. Mild hybrid systems have a smaller effect on fuel economy. In the *Guide* listings, full hybrids are indicated by "HEV" in the "Notes" column, while mild hybrids are indicated by "MHEV."

Note: Unlike plug-in hybrids (described on page 37), conventional hybrids cannot be plugged into an external source of electricity to be recharged or run on electricity for any substantial distance. Instead, gasoline and regenerative braking provide all of the vehicle's energy.

Stop-Start Systems

Stop-start systems (sometimes called "idle-stop," "smart start," or other manufacturer-specific names) save fuel by turning off the engine when the vehicle comes to a stop and automatically starting it back up when you step on the accelerator. Stop-start can improve fuel economy by up to 5% and provides the biggest benefit in conditions

where the engine would otherwise be idling, such as stop-and-go city driving. These systems are currently available on all hybrids and on hundreds of conventional vehicle models.

Cylinder Deactivation

Cylinder deactivation "turns off" some of the engine's cylinders when they are not needed. This temporarily and seamlessly turns an 8- or 6-cylinder engine into a more efficient 4- or 3-cylinder engine.

Turbocharging

Turbocharging increases engine power, allowing a smaller, more fuel-efficient engine to be used in place of a larger one. Replacing an 8-cylinder engine with a turbocharged 6-cylinder or a 6-cylinder engine with a turbocharged 4-cylinder can save fuel and still provide extra power when needed.

Advanced Transmissions

The advanced electronics in today's vehicles can optimize gear shifting for improved fuel efficiency. Eight-speed automatic transmissions are most common, and some have even more gears. Continuously variable transmissions (CVTs) can change seamlessly through an infinite number of "gears." Transmissions with more gears allow the engine to run at its most efficient speed more often, improving fuel economy.

Improved Aerodynamics

Reducing a vehicle's aerodynamic drag (wind resistance) improves fuel economy, especially at higher speeds. Many manufacturers are improving aerodynamics by refining vehicle shapes or by employing external moving parts such as "shutters" that close off the grill, allowing air to flow smoothly around the vehicle instead of into the engine compartment, where it produces more drag.

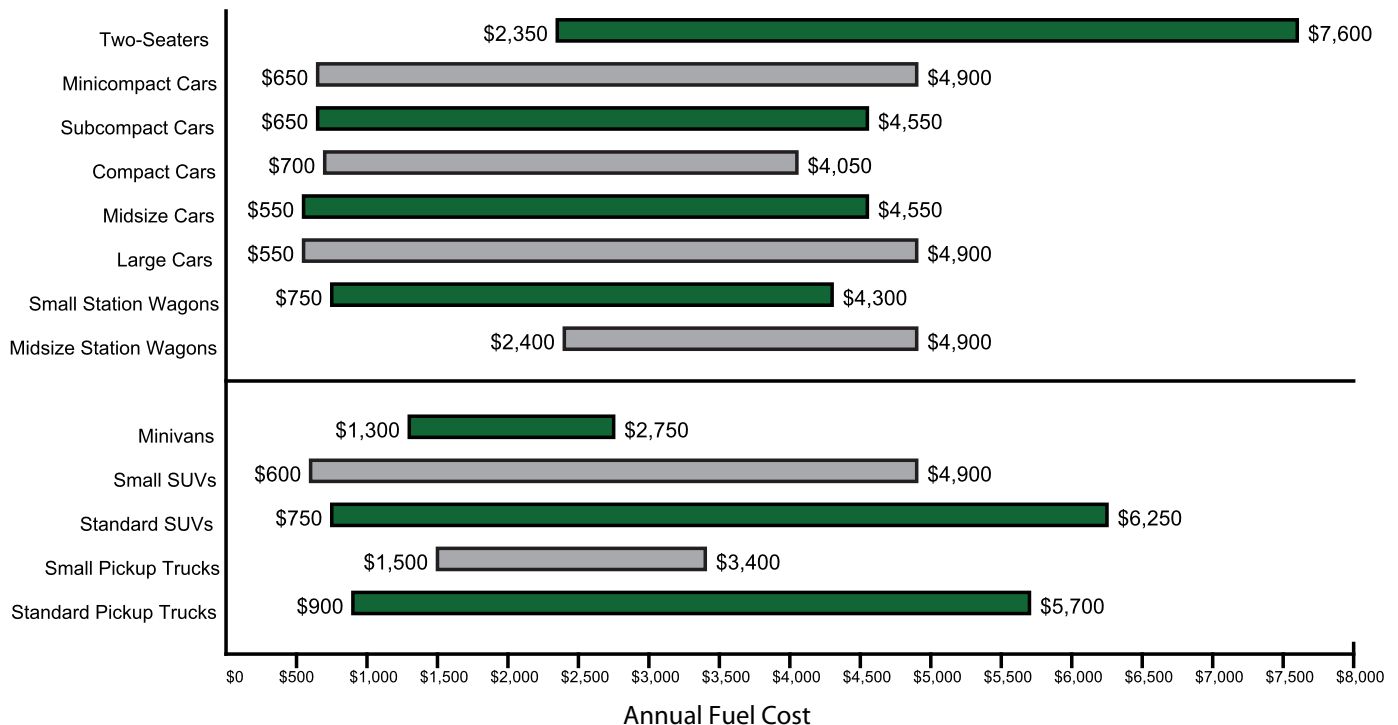
Lighter Vehicles

Reducing vehicle weight improves fuel economy, so manufacturers are beginning to redesign vehicles to weigh less while maintaining performance and safety. For example, replacing a steel body with one made from a lighter-weight material, such as aluminum, can reduce vehicle weight by hundreds of pounds.

ANNUAL FUEL COST RANGES FOR VEHICLE CLASSES



The graph below provides the annual fuel cost ranges for the vehicles in each class so you can see where a given vehicle's cost falls within its class. Annual fuel costs assume that you travel 15,000 miles each year, drive 55% in the city and 45% on the highway, and that fuel costs \$3.65/gallon for regular unleaded gasoline, \$4.57/gallon for premium, \$3.95/gallon for diesel, and \$0.15/kWh for electricity. Visit fueleconomy.gov to calculate the annual fuel cost for a specific vehicle based on your own driving conditions and fuel prices.



Fuel economy estimates on this chart do not include vehicles operating on compressed natural gas (CNG), E85, or hydrogen.

FUEL ECONOMY LEADERS

Listed below are vehicles with the highest fuel economy in the most popular classes. For each vehicle class, we list the most efficient vehicle. If the most fuel efficient vehicle is a plug-in hybrid (PHEV) or all-electric vehicle (EV), we also list the most fuel efficient conventional vehicle. Rankings are based on combined city and highway fuel economy estimates, which assume 55% city driving and 45% highway

driving. Please note that many vehicle models come in a range of engine sizes and trim lines, resulting in different fuel economy values. If there is only one vehicle in a class, a fuel economy leader is not listed. For an up-to-date list of fuel economy leaders, visit fuelconomy.gov.

	Trans Type / Speeds	Eng Size / Cylinders	MPG(e) Combined
TWO-SEATER CARS			
MAZDA			
MX-5.....	M-6.....	2.0L/4cyl	29
MX-5.....	A-S6.....	2.0L/4cyl	29
MINICOMPACT CARS			
FIAT			
500e (EV).....	A-1.....		116*
MINI			
Cooper Convertible.....	AM-S7.....	1.5L/3cyl	32
SUBCOMPACT CARS			
BMW			
i4eDrive35 Gran Coupe (18 inch Wheels) (EV).....	A-1.....		120*
AUDI			
A3 (hybrid).....	AM-S7.....	2.0L/4cyl	32
MINI			
Cooper Hardtop 2 door.....	AM-S7.....	1.5L/3cyl	32
Cooper Hardtop 4 door.....	AM-S7.....	1.5L/3cyl	32
COMPACT CARS			
BMW			
i5 eDrive40 Sedan (19 inch Wheels) (EV).....	A-1.....		105*
TOYOTA			
Corolla Hybrid.....	AV.....	1.8L/4cyl	50
MIDSIZE CARS			
HYUNDAI			
Ioniq6 Long range RWD (18 inch Wheels) (EV).....	A-1.....		140*
TOYOTA			
Prius (hybrid).....	AV.....	2.0L/4cyl	57
LARGE CARS			
LUCID			
Air Pure RWD with 19 inch wheels (EV).....	A-1.....		137*
HONDA			
Accord Hybrid.....	AV.....	2.0L/4cyl	48
SMALL STATION WAGONS			
NISSAN			
ARIYA VENTURE Plus FWD 87kWh (EV).....	A-1.....		103*
KIA			
Soul Eco dynamics.....	AV.....	2.0L/4cyl	31

	Trans Type / Speeds	Eng Size / Cylinders	MPG(e) Combined
MIDSIZE STATION WAGONS			
AUDI			
A6 Allroad quattro (hybrid).....	AM-S7.....	3.0L/6cyl	25
MERCEDES-BENZ			
E450 4matic All-Terrain (wagon) (hybrid).....	A-9.....	3.0L/6cyl	25
VOLVO			
V90CC B6 AWD (hybrid).....	A-S8.....	2.0L/4cyl	25
SMALL PICKUP TRUCKS			
FORD			
Maverick HEV FWD (hybrid).....	AV.....	2.5L/4cyl	37
STANDARD PICKUP TRUCKS			
RIVIAN			
R1T Dual Max (21in) (EV).....	A-1.....		84*
R1T Performance Dual Max (21in) (EV).....	A-1.....		84*
CHEVROLET			
Silverado 2WD (diesel).....	A-10.....	3.0L/6cyl	26
MINIVANS			
CHRYSLER			
Pacifica Hybrid (PHEV).....	AV.....	3.6L/6cyl	48†
TOYOTA			
Sienna 2WD (hybrid).....	AV-S6.....	2.5L/4cyl	36
SMALL SPORT UTILITY VEHICLES			
LEXUS			
RZ 300e (18 inch wheels) (EV).....	A-1.....		125*
KIA			
Niro FE (hybrid).....	AM-S6.....	1.6L/4cyl	53
STANDARD SPORT UTILITY VEHICLES			
AUDI			
Q4 40 e-tron (EV).....	A-1.....		103*
TOYOTA			
Grand Highlander Hybrid.....	AV-S6.....	2.5L/4cyl	36

* This is an electric vehicle. Since electricity is not measured in gallons, a conversion factor is used to translate the fuel economy into miles per gallon of gasoline equivalent (MPGe).

† This vehicle is a plug-in hybrid, which runs on both gasoline and electricity. Since electricity is not measured in gallons, a conversion factor is used to translate the fuel economy when running on electricity into miles per gallon of gasoline equivalent (MPGe). The combined MPGe estimate includes both city and highway driving and gasoline and electric energy use.

2024 MODEL YEAR VEHICLES

This section contains the fuel economy values for 2024 model year vehicles. Additional information for alternative fuel vehicles can be found on pages 40–50. Alternative fuel vehicles are highlighted

with an orange bar, and those that can use two kinds of fuel, such as flexible fuel vehicles, have an entry for each fuel type. The most fuel-efficient vehicles in each class are marked with a green pointer (▶).



ABBREVIATIONS USED IN THIS GUIDE:

▶.....Highest MPG in Class	E85.....85% Ethanol/15% Gasoline	Mode.....Multimode Transmission
2WD.....Two-Wheel Drive	Eng Size.....Engine Volume in Liters	MPG.....Miles per Gallon
4WD.....Four-Wheel Drive	EV.....Electric Vehicle	NA.....Not Available
A.....Automatic Transmission	FFV.....Flexible Fuel Vehicle	Ni-MH.....Nickel-Metal Hydride
A-S.....Automatic Transmission-Select Shift	FWD.....Front-Wheel Drive	P.....Premium Gasoline Recommended
AM.....Automated Manual	Gas.....Regular Gasoline	PHEV.....Plug-in Hybrid Electric Vehicle
AM-S.....Automated Manual-Selectable	GHG.....Greenhouse Gas	PR.....Premium Gasoline Required
AV.....Continuously Variable Transmission	GPF.....Gasoline Particulate Filter	PT4.....Part-time 4WD
AV-S.....Continuously Variable Transmission with Select Shift	GVWR.....Gross Vehicle Weight Rating	RWD.....Rear Wheel Drive
AWD.....All-Wheel Drive	HP.....Horsepower	S.....Supercharger
CD.....With Cylinder Deactivation	HEV.....Hybrid-Electric Vehicle	S-Mode.....Transmission with Sport Mode
City.....MPG on City Test Procedure	Hwy.....MPG on Highway Test Procedure	S-Plus.....Sport Plus Package
Cyl.....Cylinders	Li-ion.....Lithium ion	Spt Pkg.....Sport Package
Comb.....Combined	LWB.....Long Wheelbase	SS.....Stop-Start Technology
D.....Ultra-Low Sulfur Diesel	M.....Manual Transmission	T.....Turbocharger
	MDPV.....Medium-Duty Passenger Vehicle	Tax.....Subject to Gas Guzzler Tax
	Mid.....Midgrade Gasoline	Trans.....Transmission
	MHEV.....Mild Hybrid-Electric Vehicle	XFE.....Optional Technology Package

Manufacturer Model Configuration (trans, eng size, cyl)	MPG		Annual Fuel Cost	GHG Rating	Notes
	Comb	City/Hwy			

TWO-SEATER CARS

ASTON MARTIN

Valour

M-6, 5.2L, 12cyl	14	12/18	\$4,900	2	P T Tax CD
------------------	----	-------	---------	---	------------

BMW

Z4 M40i

A-S8, 3.0L, 6cyl	26	23/31	\$2,650	5	P T SS
------------------	----	-------	---------	---	--------

Z4 sDrive30i

A-S8, 2.0L, 4cyl	28	25/33	\$2,450	6	P T SS
------------------	----	-------	---------	---	--------

BUGATTI

Chiron Super Sport

AM-S7, 8.0L, 16cyl	9	8/11	\$7,600	1	P R T Tax
--------------------	---	------	---------	---	-----------

CHEVROLET

Corvette

A-S8, 6.2L, 8cyl	19	16/25	\$3,600	4	PR CD
------------------	----	-------	---------	---	-------

Corvette E-RAY

A-S8, 6.2L, 8cyl	19	16/24	\$3,600	4	PR CD HEV SS
------------------	----	-------	---------	---	--------------

Corvette Z06

A-S8, 5.5L, 8cyl	15	12/21	\$4,550	2	PR Tax
------------------	----	-------	---------	---	--------

Corvette Z06 Carbon Aero

A-S8, 5.5L, 8cyl	14	12/19	\$4,900	2	PR Tax
------------------	----	-------	---------	---	--------

FERRARI

812 Competizione

AM-7, 6.5L, 12cyl	14	12/16	\$4,900	2	PR Tax SS
-------------------	----	-------	---------	---	-----------

812 Competizione A

AM-7, 6.5L, 12cyl	14	12/16	\$4,900	2	PR Tax SS
-------------------	----	-------	---------	---	-----------

Daytona SP3

AM-7, 6.5L, 12cyl	13	12/16	\$5,250	1	PR Tax SS
-------------------	----	-------	---------	---	-----------

SF90 Spider

AM-8, 3.9L, 8cyl	See page 37.			1	PR T PHEV SS
------------------	--------------	--	--	---	--------------

SF90 Stradale

AM-8, 3.9L, 8cyl	See page 37.			1	PR T PHEV SS
------------------	--------------	--	--	---	--------------

JAGUAR

F-Type P450 AWD R-Dynamic Convertible

A-S8, 5.0L, 8cyl	18	16/24	\$3,800	4	P S SS
------------------	----	-------	---------	---	--------

F-Type P450 AWD R-Dynamic Coupe

A-S8, 5.0L, 8cyl	18	16/24	\$3,800	4	P S SS
------------------	----	-------	---------	---	--------

F-Type P450 RWD Convertible

A-S8, 5.0L, 8cyl	19	17/24	\$3,600	4	P S SS
------------------	----	-------	---------	---	--------

F-Type P450 RWD Coupe

A-S8, 5.0L, 8cyl	19	17/24	\$3,600	4	P S SS
------------------	----	-------	---------	---	--------

F-Type R AWD Convertible

A-S8, 5.0L, 8cyl	18	16/24	\$3,800	4	P S SS
------------------	----	-------	---------	---	--------

F-Type R AWD Coupe

A-S8, 5.0L, 8cyl	18	16/24	\$3,800	4	P S SS
------------------	----	-------	---------	---	--------

Manufacturer Model Configuration (trans, eng size, cyl)	MPG		Annual Fuel Cost	GHG Rating	Notes
	Comb	City/Hwy			

LAMBORGHINI

Huracan Coupe 2WD

AM-S7, 5.2L, 10cyl	15	13/18	\$4,550	2	PR Tax CD
--------------------	----	-------	---------	---	-----------

Huracan Spyder

AM-S7, 5.2L, 10cyl	15	13/18	\$4,550	2	PR Tax CD
--------------------	----	-------	---------	---	-----------

Huracan Sterrato

AM-S7, 5.2L, 10cyl	15	13/18	\$4,550	2	PR Tax CD
--------------------	----	-------	---------	---	-----------

LOTUS

Emira

M-6, 3.5L, 6cyl	19	16/24	\$2,900	4	S
-----------------	----	-------	---------	---	---

MASERATI

MC20

A-S8, 3.0L, 6cyl	18	15/25	\$3,800	4	PR T
------------------	----	-------	---------	---	------

MC20 Spyder

A-S8, 3.0L, 6cyl	18	15/25	\$3,800	4	PR T
------------------	----	-------	---------	---	------

MAZDA

MX-5

A-S6, 2.0L, 4cyl	29	26/35	\$2,350	6	P
------------------	----	-------	---------	---	---

M-6, 2.0L, 4cyl	29	26/34	\$2,350	6	P
-----------------	----	-------	---------	---	---

MERCEDES-BENZ

AMG SL43

A-9, 2.0L, 4cyl	22	20/27	\$3,100	5	PR T MHEV SS
-----------------	----	-------	---------	---	--------------

NISSAN

Z

A-S9, 3.0L, 6cyl	22	19/28	\$3,100	5	PR T
------------------	----	-------	---------	---	------

M-6, 3.0L, 6cyl	20	18/24	\$3,450	4	PR T
-----------------	----	-------	---------	---	------

Z NISMO

A-S9, 3.0L, 6cyl	19	17/24	\$3,600	4	PR T
------------------	----	-------	---------	---	------

PORSCHE

718 Boxster

AM-S7, 2.0L, 4cyl	24	21/27	\$2,850	5	PR T SS
-------------------	----	-------	---------	---	---------

M-6, 2.0L, 4cyl	22	20/25	\$3,100	5	PR T SS
-----------------	----	-------	---------	---	---------

718 Boxster GTS

AM-S7, 4.0L, 6cyl	21	19/24	\$3,250	4	PR
-------------------	----	-------	---------	---	----

M-6, 4.0L, 6cyl	19	17/24	\$3,600	4	PR
-----------------	----	-------	---------	---	----

718 Boxster S

AM-S7, 2.5L, 4cyl	22	19/25	\$3,100	5	PR T SS
-------------------	----	-------	---------	---	---------

M-6, 2.5L, 4cyl	21	19/24	\$3,250	4	PR T SS
-----------------	----	-------	---------	---	---------

718 Cayman

AM-S7, 2.0L, 4cyl	24	21/27	\$2,850	5	PR T SS
-------------------	----	-------	---------	---	---------

M-6, 2.0L, 4cyl	22	20/25	\$3,100	5	PR T SS
-----------------	----	-------	---------	---	---------

718 Cayman GTS

AM-S7, 4.0L, 6cyl	21	19/24	\$3,250	4	PR
-------------------	----	-------	---------	---	----

M-6, 4.0L, 6cyl	19	17/24	\$3,600	4	PR
-----------------	----	-------	---------	---	----

718 Cayman S

AM-S7, 2.5L, 4cyl	22	19/25	\$3,100	5	PR T SS
-------------------	----	-------	---------	---	---------

M-6, 2.5L, 4cyl	21	19/24	\$3,250	4	PR T SS
-----------------	----	-------	---------	---	---------

718 GT4 RS

AM-S7, 4.0L, 6cyl	16	15/19	\$4,300	3	PR Tax SS
-------------------	----	-------	---------	---	-----------

Manufacturer Model Configuration (trans, eng size, cyl)	MPG		Annual Fuel Cost	GHG Rating	Notes
	Comb	City/Hwy			
718 Spyder RS					
AM-S7, 4.0L, 6cyl	16	14/19	\$4,300	3	PR Tax SS
911 GT3					
AM-S7, 4.0L, 6cyl	16	14/18	\$4,300	3	PR Tax SS
M-6, 4.0L, 6cyl	15	13/19	\$4,550	2	PR Tax
911 GT3 RS					
AM-S7, 4.0L, 6cyl	16	14/18	\$4,300	3	PR Tax SS
911 GT3 Touring					
AM-S7, 4.0L, 6cyl	16	14/18	\$4,300	3	PR Tax SS
M-6, 4.0L, 6cyl	15	13/19	\$4,550	2	PR Tax
911 S/T					
M-6, 4.0L, 6cyl	15	13/19	\$4,550	2	PR Tax SS

TOYOTA

GR Supra

A-S8, 2.0L, 4cyl	27	25/31	\$2,550	5	P T SS
A-S8, 3.0L, 6cyl	26	23/31	\$2,650	5	P T SS
M-6, 3.0L, 6cyl	21	19/27	\$3,250	4	P T

MINICOMPACT CARS

ASTON MARTIN

DB12 V8

A-8, 4.0L, 8cyl	17	15/22	\$4,050	3	P T
-----------------	----	-------	---------	---	-----

BENTLEY

Continental GTC

AM-S8, 4.0L, 8cyl	16	14/21	\$4,300	3	PR T Tax CD SS
AM-S8, 6.0L, 12cyl	14	12/19	\$4,900	2	P T Tax CD SS

FERRARI

Roma Spider

AM-8, 3.9L, 8cyl	19	17/22	\$3,600	4	PR T SS
------------------	----	-------	---------	---	---------

FIAT

500e

▶ A-1	116	127/104	\$650	10	EV
-------	-----	---------	-------	----	----

500e All Season

A-1	110	121/100	\$700	10	EV
-----	-----	---------	-------	----	----

LEXUS

LC 500 Convertible

A-S10, 5.0L, 8cyl	18	15/25	\$3,800	4	PR
-------------------	----	-------	---------	---	----

MERCEDES-BENZ

AMG SL55 4matic Plus

A-9, 4.0L, 8cyl	16	14/21	\$4,300	3	PR T Tax SS
-----------------	----	-------	---------	---	-------------

AMG SL63 4matic Plus

A-9, 4.0L, 8cyl	16	14/21	\$4,300	3	PR T Tax SS
-----------------	----	-------	---------	---	-------------

MINI

Cooper Convertible

▶ AM-S7, 1.5L, 3cyl	32	29/38	\$2,150	6	P T SS
M-6, 1.5L, 3cyl	31	27/38	\$2,200	6	P T SS

Manufacturer Model Configuration (trans, eng size, cyl)	MPG		Annual Fuel Cost	GHG Rating	Notes
	Comb	City/Hwy			
Cooper S Convertible					
AM-S7, 2.0L, 4cyl	30	27/36	\$2,300	6	P T SS
M-6, 2.0L, 4cyl	27	23/33	\$2,550	5	P T SS
John Cooper Works Convertible					
A-S8, 2.0L, 4cyl	28	25/33	\$2,450	6	P T SS

PORSCHE

911 Carrera

AM-S8, 3.0L, 6cyl	20	18/24	\$3,450	4	PRT SS
-------------------	----	-------	---------	---	--------

911 Carrera 4

AM-S8, 3.0L, 6cyl	20	18/24	\$3,450	4	PRT SS
-------------------	----	-------	---------	---	--------

911 Carrera 4 Cabriolet

AM-S8, 3.0L, 6cyl	20	18/24	\$3,450	4	PRT SS
-------------------	----	-------	---------	---	--------

911 Carrera 4 GTS

AM-S8, 3.0L, 6cyl	19	17/23	\$3,600	4	PRT SS
M-7, 3.0L, 6cyl	19	17/23	\$3,600	4	PRT SS

911 Carrera 4 GTS Cabriolet

AM-S8, 3.0L, 6cyl	19	17/22	\$3,600	4	PRT SS
M-7, 3.0L, 6cyl	19	16/23	\$3,600	4	PRT SS

911 Carrera 4S

AM-S8, 3.0L, 6cyl	20	18/23	\$3,450	4	PRT SS
M-7, 3.0L, 6cyl	20	17/25	\$3,450	4	PRT SS

911 Carrera 4S Cabriolet

AM-S8, 3.0L, 6cyl	20	18/23	\$3,450	4	PRT SS
M-7, 3.0L, 6cyl	20	17/24	\$3,450	4	PRT SS

911 Carrera Cabriolet

AM-S8, 3.0L, 6cyl	20	18/24	\$3,450	4	PRT SS
-------------------	----	-------	---------	---	--------

911 Carrera GTS

AM-S8, 3.0L, 6cyl	19	17/23	\$3,600	4	PRT SS
M-7, 3.0L, 6cyl	20	17/24	\$3,450	4	PRT SS

911 Carrera GTS Cabriolet

AM-S8, 3.0L, 6cyl	19	17/23	\$3,600	4	PRT SS
M-7, 3.0L, 6cyl	20	17/24	\$3,450	4	PRT SS

911 Carrera S

AM-S8, 3.0L, 6cyl	20	18/23	\$3,450	4	PRT SS
M-7, 3.0L, 6cyl	21	18/25	\$3,250	4	PRT SS

911 Carrera S Cabriolet

AM-S8, 3.0L, 6cyl	20	18/23	\$3,450	4	PRT SS
M-7, 3.0L, 6cyl	20	17/25	\$3,450	4	PRT SS

911 Carrera T

AM-S8, 3.0L, 6cyl	20	18/24	\$3,450	4	PRT SS
M-7, 3.0L, 6cyl	20	17/25	\$3,450	4	PRT SS

911 Dakar

AM-S8, 3.0L, 6cyl	19	16/24	\$3,600	4	PRT SS
-------------------	----	-------	---------	---	--------

911 Targa 4

AM-S8, 3.0L, 6cyl	20	18/24	\$3,450	4	PRT SS
-------------------	----	-------	---------	---	--------

911 Targa 4 GTS

AM-S8, 3.0L, 6cyl	19	17/22	\$3,600	4	PRT SS
M-7, 3.0L, 6cyl	19	16/23	\$3,600	4	PRT SS

911 Targa 4S

AM-S8, 3.0L, 6cyl	20	18/23	\$3,450	4	PRT SS
M-7, 3.0L, 6cyl	20	17/24	\$3,450	4	PRT SS

911 Turbo

AM-S8, 3.7L, 6cyl	17	14/21	\$4,050	3	PR T Tax SS
-------------------	----	-------	---------	---	-------------

911 Turbo Cabriolet

AM-S8, 3.7L, 6cyl	16	14/20	\$4,300	3	PR T Tax SS
-------------------	----	-------	---------	---	-------------

Manufacturer Model Configuration (trans, eng size, cyl)	MPG		Annual Fuel Cost	GHG Rating	Notes
	Comb	City/Hwy			
911 Turbo S					
AM-S8, 3.7L, 6cyl	16	14/20	\$4,300	3	PRT Tax SS
911 Turbo S Cabriolet					
AM-S8, 3.7L, 6cyl	16	14/20	\$4,300	3	PRT Tax SS

SUBARU

BRZ

A-S6, 2.4L, 4cyl	25	21/30	\$2,750	5	PR
M-6, 2.4L, 4cyl	22	20/27	\$3,100	5	PR

TOYOTA

GR 86

A-S6, 2.4L, 4cyl	24	21/30	\$2,850	5	PR
M-6, 2.4L, 4cyl	22	20/26	\$3,100	5	PR

SUBCOMPACT CARS

AUDI

A3

▶ AM-S7, 2.0L, 4cyl	32	29/37	\$1,700	6	T MHEV SS
---------------------	----	-------	---------	---	-----------

A3 quattro

AM-S7, 2.0L, 4cyl	30	27/34	\$1,800	6	T MHEV SS
-------------------	----	-------	---------	---	-----------

A5 Cabriolet quattro

AM-S7, 2.0L, 4cyl	27	24/33	\$2,550	5	P T MHEV SS
-------------------	----	-------	---------	---	-------------

A5 Coupe quattro

AM-S7, 2.0L, 4cyl	27	24/32	\$2,550	5	P T MHEV SS
-------------------	----	-------	---------	---	-------------

RS 3

AM-S7, 2.5L, 5cyl	23	19/29	\$3,000	5	P T
-------------------	----	-------	---------	---	-----

RS 5 Coupe

A-S8, 2.9L, 6cyl	21	18/25	\$3,250	4	P T
------------------	----	-------	---------	---	-----

S3

AM-S7, 2.0L, 4cyl	26	23/32	\$2,650	5	P T MHEV SS
-------------------	----	-------	---------	---	-------------

S5 Cabriolet

A-S8, 3.0L, 6cyl	22	20/27	\$3,100	5	P T SS
------------------	----	-------	---------	---	--------

S5 Coupe

A-S8, 3.0L, 6cyl	24	21/29	\$2,850	5	P T SS
------------------	----	-------	---------	---	--------

BENTLEY

Continental GT

AM-S8, 4.0L, 8cyl	17	14/22	\$4,050	3	PRT Tax CD SS
AM-S8, 6.0L, 12cyl	15	12/20	\$4,550	2	P T Tax CD SS

BMW

230i Coupe

A-S8, 2.0L, 4cyl	30	26/35	\$2,300	6	P T SS
------------------	----	-------	---------	---	--------

230i xDrive Coupe

A-S8, 2.0L, 4cyl	28	25/33	\$2,450	6	P T SS
------------------	----	-------	---------	---	--------

430i Convertible

A-S8, 2.0L, 4cyl	28	25/34	\$2,450	6	P T SS
------------------	----	-------	---------	---	--------

430i Coupe

A-S8, 2.0L, 4cyl	28	25/34	\$2,450	6	P T SS
------------------	----	-------	---------	---	--------

430i xDrive Convertible

A-S8, 2.0L, 4cyl	27	23/33	\$2,550	5	P T SS
------------------	----	-------	---------	---	--------

430i xDrive Coupe

A-S8, 2.0L, 4cyl	27	23/33	\$2,550	5	P T SS
------------------	----	-------	---------	---	--------

Manufacturer Model Configuration (trans, eng size, cyl)	MPG		Annual Fuel Cost	GHG Rating	Notes
	Comb	City/Hwy			
840i Convertible					
A-S8, 3.0L, 6cyl	24	21/29	\$2,850	5	P T SS
840i Coupe					
A-S8, 3.0L, 6cyl	24	21/29	\$2,850	5	P T SS
840i xDrive Convertible					
A-S8, 3.0L, 6cyl	24	21/29	\$2,850	5	P T SS
840i xDrive Coupe					
A-S8, 3.0L, 6cyl	24	21/29	\$2,850	5	P T SS
i4 eDrive35 Gran Coupe (18 inch Wheels)					
▶ A-1	120	122/119	\$650	10	EV
i4 eDrive35 Gran Coupe (19 inch Wheels)					
A-1	110	111/107	\$700	10	EV
i4 eDrive40 Gran Coupe (18 inch Wheels)					
A-1	109	109/108	\$700	10	EV
i4 eDrive40 Gran Coupe (19 inch Wheels)					
A-1	100	100/99	\$750	10	EV
i4 M50 Gran Coupe (19 inch wheels)					
A-1	95	94/98	\$800	10	EV
i4 M50 Gran Coupe (20 inch wheels)					
A-1	80	79/80	\$950	10	EV
i4 xDrive40 Gran Coupe (18 inch Wheels)					
A-1	109	107/111	\$700	10	EV
i4 xDrive40 Gran Coupe (19 inch Wheels)					
A-1	99	98/100	\$750	10	EV

840i xDrive Coupe

A-S8, 3.0L, 6cyl	24	21/29	\$2,850	5	P T SS
------------------	----	-------	---------	---	--------

840i xDrive Coupe

A-S8, 3.0L, 6cyl	24	21/29	\$2,850	5	P T SS
------------------	----	-------	---------	---	--------

i4 eDrive35 Gran Coupe (18 inch Wheels)

▶ A-1	120	122/119	\$650	10	EV
-------	-----	---------	-------	----	----

i4 eDrive35 Gran Coupe (19 inch Wheels)

A-1	110	111/107	\$700	10	EV
-----	-----	---------	-------	----	----

i4 eDrive40 Gran Coupe (18 inch Wheels)

A-1	109	109/108	\$700	10	EV
-----	-----	---------	-------	----	----

i4 eDrive40 Gran Coupe (19 inch Wheels)

A-1	100	100/99	\$750	10	EV
-----	-----	--------	-------	----	----

i4 M50 Gran Coupe (19 inch wheels)

A-1	95	94/98	\$800	10	EV
-----	----	-------	-------	----	----

i4 M50 Gran Coupe (20 inch wheels)

A-1	80	79/80	\$950	10	EV
-----	----	-------	-------	----	----

i4 xDrive40 Gran Coupe (18 inch Wheels)

A-1	109	107/111	\$700	10	EV
-----	-----	---------	-------	----	----

i4 xDrive40 Gran Coupe (19 inch Wheels)

A-1	99	98/100	\$750	10	EV
-----	----	--------	-------	----	----

M2 Coupe

A-S8, 3.0L, 6cyl	19	16/23	\$3,600	4	PRT SS
M-6, 3.0L, 6cyl	19	16/24	\$3,600	4	PRT

M240i Coupe

A-S8, 3.0L, 6cyl	26	22/32	\$2,650	5	P T SS
------------------	----	-------	---------	---	--------

M240i xDrive Coupe

A-S8, 3.0L, 6cyl	26	23/32	\$2,650	5	P T SS
------------------	----	-------	---------	---	--------

M4 Competition Coupe

A-S8, 3.0L, 6cyl	19	16/23	\$3,600	4	PRT SS
------------------	----	-------	---------	---	--------

M4 Competition M xDrive Convertible

A-S8, 3.0L, 6cyl	18	16/23	\$3,800	4	PRT SS
------------------	----	-------	---------	---	--------

M4 Competition M xDrive Coupe

A-S8, 3.0L, 6cyl	18	16/22	\$3,800	4	PRT SS
------------------	----	-------	---------	---	--------

M4 Coupe

M-6, 3.0L, 6cyl	19	16/23	\$3,600	4	PRT
-----------------	----	-------	---------	---	-----

M440i Convertible

A-S8, 3.0L, 6cyl	26	23/31	\$2,650	5	P T MHEV SS
------------------	----	-------	---------	---	-------------

M440i Coupe

A-S8, 3.0L, 6cyl	27	24/32	\$2,550	5	P T MHEV SS
------------------	----	-------	---------	---	-------------

M440i xDrive Convertible

A-S8, 3.0L, 6cyl	25	22/30	\$2,750	5	P T MHEV SS
------------------	----	-------	---------	---	-------------

M440i xDrive Coupe

A-S8, 3.0L, 6cyl	25	22/31	\$2,750	5	P T MHEV SS
------------------	----	-------	---------	---	-------------

M8 Competition Convertible

A-S8, 4.4L, 8cyl	17	15/22	\$4,050	3	PRT Tax SS
------------------	----	-------	---------	---	------------

M8 Competition Coupe

A-S8, 4.4L, 8cyl	17	15/22	\$4,050	3	PRT Tax SS
------------------	----	-------	---------	---	------------

M850i xDrive Convertible

A-S8, 4.4L, 8cyl	19	17/24	\$3,600	4	P T SS
------------------	----	-------	---------	---	--------

Manufacturer Model Configuration (trans, eng size, cyl)	MPG		Annual Fuel Cost	GHG Rating	Notes
	Comb	City/Hwy			

M850i xDrive Coupe

A-S8, 4.4L, 8cyl	19	17/24	\$3,600	4	P T SS
------------------	----	-------	---------	---	--------

CHEVROLET

Camaro

A-S10, 3.6L, 6cyl	22	18/29	\$2,500	5	CD
M-6, 3.6L, 6cyl	20	16/26	\$2,750	4	
A-S10, 6.2L, 8cyl	20	16/26	\$3,450	4	PR CD
A-S10, 6.2L, 8cyl	16	13/21	\$4,300	3	PR S Tax
M-6, 6.2L, 8cyl	19	16/24	\$3,600	4	PR
M-6, 6.2L, 8cyl	16	14/20	\$4,300	3	PR S Tax

FERRARI

Roma

AM-8, 3.9L, 8cyl	19	17/22	\$3,600	4	P R T SS
------------------	----	-------	---------	---	----------

FORD

Mustang

A-10, 2.3L, 4cyl	26	22/33	\$2,100	5	T SS
A-S10, 5.0L, 8cyl	19	16/24	\$2,900	4	SS
A-S10, 5.0L, 8cyl	18	15/24	\$3,050	4	
M-6, 5.0L, 8cyl	18	15/23	\$3,050	4	SS
M-6, 5.0L, 8cyl	17	14/23	\$3,200	3	Tax

Mustang Dark Horse

A-S10, 5.0L, 8cyl	17	14/22	\$3,200	3	Tax
M-6, 5.0L, 8cyl	17	14/22	\$3,200	3	Tax

Mustang Performance Package

A-S10, 2.3L, 4cyl	24	21/29	\$2,300	5	T SS
-------------------	----	-------	---------	---	------

LEXUS

LC 500

A-S10, 5.0L, 8cyl	18	16/24	\$3,800	4	PR
-------------------	----	-------	---------	---	----

LC 500h

AV-S10, 3.5L, 6cyl	29	26/33	\$2,350	6	PR HEV SS
--------------------	----	-------	---------	---	-----------

RC 300

A-S8, 2.0L, 4cyl	25	21/31	\$2,750	5	P R T
------------------	----	-------	---------	---	-------

RC 300 AWD

A-S6, 3.5L, 6cyl	22	19/26	\$3,100	5	PR
------------------	----	-------	---------	---	----

RC 350

A-S8, 3.5L, 6cyl	23	20/28	\$3,000	5	PR
------------------	----	-------	---------	---	----

RC 350 AWD

A-S6, 3.5L, 6cyl	22	19/26	\$3,100	5	PR
------------------	----	-------	---------	---	----

RC F

A-S8, 5.0L, 8cyl	19	16/24	\$3,600	4	PR
------------------	----	-------	---------	---	----

MASERATI

Grancabrio Folgore

A-1	82	84/80	\$950	10	EV
-----	----	-------	-------	----	----

Grancabrio Trofeo

A-8, 3.0L, 6cyl	20	17/26	\$3,450	4	P R T CD SS
-----------------	----	-------	---------	---	-------------

Granturismo Folgore

A-1	87	90/85	\$850	10	EV
-----	----	-------	-------	----	----

GranTurismo Modena

A-8, 3.0L, 6cyl	21	18/27	\$3,250	4	P R T CD SS
-----------------	----	-------	---------	---	-------------

GranTurismo Trofeo

A-8, 3.0L, 6cyl	21	18/27	\$3,250	4	P R T CD SS
-----------------	----	-------	---------	---	-------------

Manufacturer Model Configuration (trans, eng size, cyl)	MPG		Annual Fuel Cost	GHG Rating	Notes
	Comb	City/Hwy			

MERCEDES-BENZ

AMG GT 55 4matic Plus (coupe)

A-9, 4.0L, 8cyl	16	13/20	\$4,300	3	P R T Tax SS
-----------------	----	-------	---------	---	--------------

AMG GT 63 4matic Plus (coupe)

A-9, 4.0L, 8cyl	16	13/20	\$4,300	3	P R T Tax SS
-----------------	----	-------	---------	---	--------------

CLE300 4matic (Convertible)

A-9, 2.0L, 4cyl	26	23/32	\$2,650	5	P R T MHEV SS
-----------------	----	-------	---------	---	---------------

CLE300 4matic (Coupe)

A-9, 2.0L, 4cyl	28	24/34	\$2,450	6	P R T MHEV SS
-----------------	----	-------	---------	---	---------------

CLE450 4matic (Convertible)

A-9, 3.0L, 6cyl	26	23/32	\$2,650	5	PR MHEV SS
-----------------	----	-------	---------	---	------------

CLE450 4matic (Coupe)

A-9, 3.0L, 6cyl	26	23/33	\$2,650	5	PR MHEV SS
-----------------	----	-------	---------	---	------------

MINI

Cooper Hardtop 2 door

▶ AM-S7, 1.5L, 3cyl	32	29/38	\$2,150	6	P T SS
M-6, 1.5L, 3cyl	31	27/38	\$2,200	6	P T SS

Cooper Hardtop 4 door

▶ AM-S7, 1.5L, 3cyl	32	29/38	\$2,150	6	P T SS
M-6, 1.5L, 3cyl	31	27/38	\$2,200	6	P T SS

Cooper S Hardtop 2 door

AM-S7, 2.0L, 4cyl	31	28/38	\$2,200	6	P T SS
M-6, 2.0L, 4cyl	27	23/33	\$2,550	5	P T SS

Cooper S Hardtop 4 door

AM-S7, 2.0L, 4cyl	31	28/38	\$2,200	6	P T SS
M-6, 2.0L, 4cyl	27	23/33	\$2,550	5	P T SS

Cooper SE Hardtop 2 door

A-1	110	119/100	\$700	10	EV
-----	-----	---------	-------	----	----

John Cooper Works Hardtop 2 door

A-S8, 2.0L, 4cyl	29	26/35	\$2,350	6	P T SS
M-6, 2.0L, 4cyl	26	22/32	\$2,650	5	P T SS

NISSAN

GT-R

AM-S6, 3.8L, 6cyl	18	16/22	\$3,800	4	P R T
-------------------	----	-------	---------	---	-------

TOYOTA

GR Corolla

M-6, 1.6L, 3cyl	24	21/28	\$2,850	5	P R T
-----------------	----	-------	---------	---	-------

COMPACT CARS

ACURA

TLX AWD A-SPEC

A-S10, 2.0L, 4cyl	24	21/29	\$2,850	5	P T SS
-------------------	----	-------	---------	---	--------

TLX FWD

A-S10, 2.0L, 4cyl	25	22/31	\$2,750	5	P T SS
-------------------	----	-------	---------	---	--------

TLX Type-S

A-S10, 3.0L, 6cyl	21	19/25	\$3,250	4	P T CD SS
-------------------	----	-------	---------	---	-----------

AUDI

A4 quattro

AM-S7, 2.0L, 4cyl	30	26/35	\$2,300	6	P T MHEV SS
-------------------	----	-------	---------	---	-------------

Manufacturer Model Configuration (trans, eng size, cyl)	MPG		Annual Fuel Cost	GHG Rating	Notes
	Comb	City/Hwy			
A4 S line quattro					
AM-S7, 2.0L, 4cyl	27	24/32	\$2,550	5	P T MHEV SS
S4					
A-S8, 3.0L, 6cyl	24	21/29	\$2,850	5	P T SS
BMW					
228i Gran Coupe					
A-S8, 2.0L, 4cyl	28	24/34	\$2,450	6	P T SS
228i xDrive Gran Coupe					
A-S8, 2.0L, 4cyl	27	23/33	\$2,550	5	P T SS
330e Sedan					
A-S8, 2.0L, 4cyl	See page 37.				P T PHEV SS
330e xDrive Sedan					
A-S8, 2.0L, 4cyl	See page 37.				P T PHEV SS
330i Sedan					
A-S8, 2.0L, 4cyl	29	25/34	\$2,350	6	P T SS
330i xDrive Sedan					
A-S8, 2.0L, 4cyl	27	24/33	\$2,550	5	P T SS
430i Gran Coupe					
A-S8, 2.0L, 4cyl	28	25/34	\$2,450	6	P T SS
430i xDrive Gran Coupe					
A-S8, 2.0L, 4cyl	27	23/33	\$2,550	5	P T SS
i5 eDrive40 Sedan (19 inch Wheels)					
A-1	105	104/105	\$700	10	EV
i5 eDrive40 Sedan (20 inch Wheels)					
A-1	99	99/98	\$750	10	EV
i5 eDrive40 Sedan (21 inch Wheels)					
A-1	96	97/94	\$800	10	EV
i5 M60 xDrive Sedan (19 inch Wheels)					
A-1	91	90/93	\$850	10	EV
i5 M60 xDrive Sedan (20 inch Wheels)					
A-1	89	89/90	\$850	10	EV
i5 M60 xDrive Sedan (21 inch Wheels)					
A-1	85	85/86	\$900	10	EV
M235i xDrive Gran Coupe					
A-S8, 2.0L, 4cyl	27	24/33	\$2,550	5	P T SS
M3 Competition M xDrive Sedan					
A-S8, 3.0L, 6cyl	18	16/22	\$3,800	4	P R T SS
M3 Competition Sedan					
A-S8, 3.0L, 6cyl	19	16/23	\$3,600	4	P R T SS
M3 CS Sedan					
A-S8, 3.0L, 6cyl	18	15/22	\$3,800	4	P R T SS
M3 Sedan					
M-6, 3.0L, 6cyl	19	16/23	\$3,600	4	P R T
M340i Sedan					
A-S8, 3.0L, 6cyl	26	23/31	\$2,650	5	P T MHEV SS
M340i xDrive Sedan					
A-S8, 3.0L, 6cyl	26	23/31	\$2,650	5	P T MHEV SS
M440i Gran Coupe					
A-S8, 3.0L, 6cyl	27	24/32	\$2,550	5	P T MHEV SS
M440i xDrive Gran Coupe					
A-S8, 3.0L, 6cyl	25	22/30	\$2,750	5	P T MHEV SS

Manufacturer Model Configuration (trans, eng size, cyl)	MPG		Annual Fuel Cost	GHG Rating	Notes
	Comb	City/Hwy			
CADILLAC					
CT4					
A-S8, 2.0L, 4cyl	26	22/32	\$2,650	5	P R T CD SS
A-S10, 2.7L, 4cyl	25	21/31	\$2,750	5	P R T CD SS
CT4 AWD					
A-S8, 2.0L, 4cyl	25	21/31	\$2,750	5	P R T CD SS
A-S10, 2.7L, 4cyl	24	21/29	\$2,850	5	P R T CD SS
CT4 V					
A-S10, 2.7L, 4cyl	23	20/29	\$3,000	5	P R T CD SS
A-S10, 3.6L, 6cyl	19	16/24	\$3,600	4	P R T
M-6, 3.6L, 6cyl	18	15/23	\$3,800	4	P R T
CT4 V AWD					
A-S10, 2.7L, 4cyl	23	20/28	\$3,000	5	P R T CD SS
GENESIS					
G70 AWD					
A-S8, 2.5L, 4cyl	23	20/28	\$3,000	5	P T
G70 RWD					
A-S8, 2.5L, 4cyl	24	21/29	\$2,850	5	P T
LEXUS					
IS 300					
A-S8, 2.0L, 4cyl	25	21/31	\$2,750	5	P R T
IS 300 AWD					
A-S6, 3.5L, 6cyl	22	19/26	\$3,100	5	PR
IS 350					
A-S8, 3.5L, 6cyl	23	20/28	\$3,000	5	PR
IS 350 AWD					
A-S6, 3.5L, 6cyl	22	19/26	\$3,100	5	PR
IS 500					
A-S8, 5.0L, 8cyl	20	17/25	\$3,450	4	PR
UX 250h					
AV-S6, 2.0L, 4cyl	42	43/41	\$1,300	7	MHEV SS
UX 250h AWD					
AV-S6, 2.0L, 4cyl	39	41/38	\$1,400	7	MHEV SS
MAZDA					
3 4-Door 2WD					
A-S6, 2.5L, 4cyl	31	27/37	\$1,750	6	CD
3 4-Door 4WD					
A-S6, 2.5L, 4cyl	30	26/35	\$1,800	6	CD
A-S6, 2.5L, 4cyl	27	23/32	\$2,050	5	T
MERCEDES-BENZ					
AMG C43 4matic					
A-9, 2.0L, 4cyl	23	20/28	\$3,000	5	P R T MHEV SS
AMG CLA35 4matic					
AM-8, 2.0L, 4cyl	25	22/29	\$2,750	5	P R T MHEV SS
AMG CLA45 S 4matic					
AM-8, 2.0L, 4cyl	23	20/28	\$3,000	5	P R T SS
AMG GT 43 4matic Plus					
A-9, 3.0L, 6cyl	21	19/24	\$3,250	4	PR MHEV SS
AMG GT 53 4matic Plus					
A-9, 3.0L, 6cyl	21	19/24	\$3,250	4	PR MHEV SS

Manufacturer Model Configuration (trans, eng size, cyl)	MPG		Annual Fuel Cost	GHG Rating	Notes
	Comb	City/Hwy			
AMG GT 63 4matic Plus					
A-9, 4.0L, 8cyl	17	15/21	\$4,050	3	PRT CD SS
C300					
A-9, 2.0L, 4cyl	30	26/36	\$2,300	6	PRT MHEV SS
C300 4matic					
A-9, 2.0L, 4cyl	27	23/33	\$2,550	5	PRT MHEV SS
CLA250					
AM-8, 2.0L, 4cyl	30	26/36	\$2,300	6	PRT MHEV SS
CLA250 4matic					
AM-8, 2.0L, 4cyl	28	25/35	\$2,450	6	PRT MHEV SS

MITSUBISHI

Mirage

AV, 1.2L, 3cyl	39	36/43	\$1,400	7	
----------------	----	-------	---------	---	--

Mirage G4

AV, 1.2L, 3cyl	37	35/41	\$1,500	7	
----------------	----	-------	---------	---	--

NISSAN

Versa

AV, 1.6L, 4cyl	35	32/40	\$1,550	7	
M-5, 1.6L, 4cyl	30	27/35	\$1,800	6	

PORSCHE

Taycan 4S Performance Battery

A-2	82	82/82	\$900	10	EV
-----	----	-------	-------	----	----

Taycan 4S Performance Battery Plus

A-2	80	79/81	\$950	10	EV
-----	----	-------	-------	----	----

Taycan GTS

A-2	83	83/82	\$900	10	EV
-----	----	-------	-------	----	----

Taycan GTS Sport Turismo

A-2	80	80/80	\$950	10	EV
-----	----	-------	-------	----	----

Taycan Performance Battery

A-2	83	79/88	\$900	10	EV
-----	----	-------	-------	----	----

Taycan Performance Battery Plus

A-2	82	78/88	\$950	10	EV
-----	----	-------	-------	----	----

Taycan Turbo

A-2	81	81/80	\$950	10	EV
-----	----	-------	-------	----	----

Taycan Turbo S

A-2	75	76/74	\$1,000	10	EV
-----	----	-------	---------	----	----

ROLLS-ROYCE

Spectre (22 inch wheels)

A-1	81	77/86	\$950	10	EV
-----	----	-------	-------	----	----

Spectre (23 inch wheels)

A-1	74	71/79	\$1,000	10	EV
-----	----	-------	---------	----	----

Spectre Black Badge (22 inch wheels)

A-1	78	74/84	\$950	10	EV
-----	----	-------	-------	----	----

Spectre Black Badge (23 inch wheels)

A-1	73	71/77	\$1,050	10	EV
-----	----	-------	---------	----	----

TOYOTA

Corolla

AV-S10, 2.0L, 4cyl	35	32/41	\$1,550	7	
AV-S10, 2.0L, 4cyl	34	31/40	\$1,600	7	3-Mode

Manufacturer Model Configuration (trans, eng size, cyl)	MPG		Annual Fuel Cost	GHG Rating	Notes
	Comb	City/Hwy			
Corolla Hatchback					
AV-S10, 2.0L, 4cyl	35	32/41	\$1,550	7	
Corolla Hatchback XSE					
AV-S10, 2.0L, 4cyl	33	30/38	\$1,650	6	
Corolla Hybrid					
AV, 1.8L, 4cyl	50	53/46	\$1,100	8	HEV SS
AV, 1.8L, 4cyl	47	50/43	\$1,150	8	HEV SS
Corolla Hybrid AWD					
AV, 1.8L, 4cyl	48	51/44	\$1,150	8	HEV SS
AV, 1.8L, 4cyl	44	47/41	\$1,250	8	HEV SS

VOLKSWAGEN

GLI

M-6, 2.0L, 4cyl	28	24/35	\$1,950	6	T
-----------------	----	-------	---------	---	---

Golf R

AM-S7, 2.0L, 4cyl	25	22/31	\$2,750	5	PT SS
M-6, 2.0L, 4cyl	23	20/28	\$3,000	5	PT

GTI

AM-S7, 2.0L, 4cyl	27	24/33	\$2,050	5	T SS
M-6, 2.0L, 4cyl	27	23/34	\$2,050	5	T

Jetta

A-S8, 1.5L, 4cyl	34	30/41	\$1,600	7	T SS
M-6, 1.5L, 4cyl	34	29/42	\$1,600	7	T

Jetta Sport/SE/SEL

A-S8, 1.5L, 4cyl	33	29/40	\$1,650	6	T SS
------------------	----	-------	---------	---	------

VOLVO

S60 B5

A-S8, 2.0L, 4cyl	30	26/35	\$2,300	6	PRT MHEV SS
------------------	----	-------	---------	---	-------------

S60 B5 AWD

A-S8, 2.0L, 4cyl	28	25/33	\$2,450	6	PRT MHEV SS
------------------	----	-------	---------	---	-------------

S60 T8 AWD Recharge

A-S8, 2.0L, 4cyl		See page 37.			PRT PHEV SS
------------------	--	--------------	--	--	-------------

MIDSIZE CARS

ALFA ROMEO

Giulia

A-8, 2.0L, 4cyl	27	24/33	\$2,550	5	PT SS
A-8, 2.9L, 6cyl	20	17/25	\$3,450	4	PT CD SS

Giulia AWD

A-8, 2.0L, 4cyl	26	23/31	\$2,650	5	PT SS
-----------------	----	-------	---------	---	-------

AUDI

A5 Sportback quattro

AM-S7, 2.0L, 4cyl	30	26/35	\$2,300	6	PT MHEV SS
-------------------	----	-------	---------	---	------------

A5 Sportback S line quattro

AM-S7, 2.0L, 4cyl	27	24/32	\$2,550	5	PT MHEV SS
-------------------	----	-------	---------	---	------------

A6 quattro

AM-S7, 2.0L, 4cyl	26	23/33	\$2,650	5	PT MHEV SS
AM-S7, 3.0L, 6cyl	25	22/30	\$2,750	5	PT MHEV SS

A7 quattro

AM-S7, 3.0L, 6cyl	25	22/30	\$2,750	5	PT MHEV SS
-------------------	----	-------	---------	---	------------

e-tron GT

A-2	85	85/85	\$900	10	EV
-----	----	-------	-------	----	----

Manufacturer Model Configuration (trans, eng size, cyl)	MPG		Annual Fuel Cost	GHG Rating	Notes
	Comb	City/Hwy			
RS 5 Sportback					
A-S8, 2.9L, 6cyl	20	18/25	\$3,450	4	P T
RS 7					
A-S8, 4.0L, 8cyl	17	14/22	\$4,050	3	P T Tax CD MHEV SS
RS e-tron GT					
A-2	85	85/85	\$900	10	EV
S5 Sportback					
A-S8, 3.0L, 6cyl	23	20/29	\$3,000	5	P T SS
S6					
A-S8, 2.9L, 6cyl	22	19/26	\$3,100	5	P MHEV SS
S7					
A-S8, 2.9L, 6cyl	22	19/26	\$3,100	5	P MHEV SS

BENTLEY

Flying Spur

AM-S8, 4.0L, 8cyl	17	15/20	\$4,050	3	P R T Tax CD SS
AM-S8, 6.0L, 12cyl	15	12/19	\$4,550	2	P T Tax CD SS

Flying Spur Hybrid

AM-S8, 2.9L, 6cyl	See page 37.				P T PHEV SS
-------------------	--------------	--	--	--	-------------

BMW

530i Sedan

A-S8, 2.0L, 4cyl	30	27/35	\$2,300	6	P T MHEV SS
------------------	----	-------	---------	---	-------------

530i xDrive Sedan

A-S8, 2.0L, 4cyl	30	27/35	\$2,300	6	P T MHEV SS
------------------	----	-------	---------	---	-------------

540i xDrive Sedan

A-S8, 3.0L, 6cyl	28	26/33	\$2,450	6	P T MHEV SS
------------------	----	-------	---------	---	-------------

840i Gran Coupe

A-S8, 3.0L, 6cyl	24	21/29	\$2,850	5	P T SS
------------------	----	-------	---------	---	--------

840i xDrive Gran Coupe

A-S8, 3.0L, 6cyl	24	21/29	\$2,850	5	P T SS
------------------	----	-------	---------	---	--------

Alpina B8 Gran Coupe

A-S8, 4.4L, 8cyl	19	17/24	\$3,600	4	P T SS
------------------	----	-------	---------	---	--------

M8 Competition Gran Coupe

A-S8, 4.4L, 8cyl	17	15/22	\$4,050	3	P R T Tax SS
------------------	----	-------	---------	---	--------------

M850i xDrive Gran Coupe

A-S8, 4.4L, 8cyl	19	17/24	\$3,600	4	P T SS
------------------	----	-------	---------	---	--------

CADILLAC

CT5

A-S10, 2.0L, 4cyl	27	23/33	\$2,550	5	P R T CD SS
A-S10, 3.0L, 6cyl	22	19/27	\$3,100	5	P R T CD SS

CT5 AWD

A-S10, 2.0L, 4cyl	25	22/30	\$2,750	5	P R T CD SS
A-S10, 3.0L, 6cyl	21	18/26	\$3,250	4	P R T CD SS

CT5 V

A-S10, 3.0L, 6cyl	21	18/27	\$3,250	4	P R T CD SS
A-S10, 6.2L, 8cyl	16	13/21	\$4,300	3	P R S Tax CD
M-6, 6.2L, 8cyl	15	13/21	\$4,550	2	P R S Tax

CT5 V AWD

A-S10, 3.0L, 6cyl	21	18/26	\$3,250	4	P R T CD SS
-------------------	----	-------	---------	---	-------------

Manufacturer Model Configuration (trans, eng size, cyl)	MPG		Annual Fuel Cost	GHG Rating	Notes
	Comb	City/Hwy			

GENESIS

Electrified G80

A-1	97	105/89	\$800	10	EV
-----	----	--------	-------	----	----

HONDA

Accord Hybrid Sport/Touring

AV, 2.0L, 4cyl	44	46/41	\$1,250	8	HEV SS
----------------	----	-------	---------	---	--------

Civic 4Dr

AV, 1.5L, 4cyl	36	33/42	\$1,500	7	T SS
AV-S7, 1.5L, 4cyl	34	31/38	\$1,600	7	T SS
M-6, 1.5L, 4cyl	31	27/37	\$2,200	6	P T SS
AV, 2.0L, 4cyl	35	31/40	\$1,550	7	SS
AV-S7, 2.0L, 4cyl	33	30/37	\$1,650	6	SS

HYUNDAI

Elantra

AM-S7, 1.6L, 4cyl	31	28/35	\$1,750	6	T
AV-S1, 2.0L, 4cyl	36	32/41	\$1,500	7	SS
AV-S1, 2.0L, 4cyl	34	31/40	\$1,600	7	

Elantra Hybrid

AM-S6, 1.6L, 4cyl	50	49/52	\$1,100	8	HEV SS
-------------------	----	-------	---------	---	--------

Elantra Hybrid Blue

AM-S6, 1.6L, 4cyl	54	51/58	\$1,000	8	HEV SS
-------------------	----	-------	---------	---	--------

Elantra N

AM-S8, 2.0L, 4cyl	23	20/27	\$3,000	5	P T
M-6, 2.0L, 4cyl	24	21/29	\$2,850	5	P T

Ioniq 6 Long range AWD (18 inch Wheels)

A-1	121	130/111	\$600	10	EV
-----	-----	---------	-------	----	----

Ioniq 6 Long range AWD (20 inch Wheels)

A-1	103	111/94	\$750	10	EV
-----	-----	--------	-------	----	----

Ioniq 6 Long range RWD (18 inch Wheels)

A-1	140	153/127	\$550	10	EV
-----	-----	---------	-------	----	----

Ioniq 6 Long range RWD (20 inch Wheels)

A-1	117	129/105	\$600	10	EV
-----	-----	---------	-------	----	----

Ioniq 6 Standard Range RWD

A-1	135	151/120	\$550	10	EV
-----	-----	---------	-------	----	----

INFINITI

Q50

A-S7, 3.0L, 6cyl	23	20/29	\$3,000	5	P R T
------------------	----	-------	---------	---	-------

Q50 AWD

A-S7, 3.0L, 6cyl	22	19/27	\$3,100	5	P R T
------------------	----	-------	---------	---	-------

Q50 Red Sport

A-S7, 3.0L, 6cyl	22	20/26	\$3,100	5	P R T
------------------	----	-------	---------	---	-------

Q50 Red Sport AWD

A-S7, 3.0L, 6cyl	22	19/26	\$3,100	5	P R T
------------------	----	-------	---------	---	-------

JAGUAR

XF P250

A-S8, 2.0L, 4cyl	26	23/30	\$2,650	5	P T SS
------------------	----	-------	---------	---	--------

XF P300 AWD

A-S8, 2.0L, 4cyl	24	21/28	\$2,850	5	P T SS
------------------	----	-------	---------	---	--------

Manufacturer Model Configuration (trans, eng size, cyl)	MPG		Annual Fuel Cost	GHG Rating	Notes
	Comb	City/Hwy			

KIA

Forte

AM-S7, 1.6L, 4cyl	30	27/35	\$1,800	6	T
M-6, 1.6L, 4cyl	26	22/31	\$2,100	5	T
AV, 2.0L, 4cyl	32	28/39	\$1,700	6	

Forte FE

AV, 2.0L, 4cyl	34	30/41	\$1,600	7	
----------------	----	-------	---------	---	--

LEXUS

ES 250 AWD

A-S8, 2.5L, 4cyl	28	25/34	\$1,950	6	
------------------	----	-------	---------	---	--

ES 300h

AV-S6, 2.5L, 4cyl	44	43/44	\$1,250	8	HEV SS
-------------------	----	-------	---------	---	--------

ES 350

A-S8, 3.5L, 6cyl	26	22/32	\$2,100	5	
------------------	----	-------	---------	---	--

ES 350 F Sport

A-S8, 3.5L, 6cyl	25	22/31	\$2,200	5	
------------------	----	-------	---------	---	--

LS 500

A-S10, 3.4L, 6cyl	22	18/29	\$3,100	5	PRT
-------------------	----	-------	---------	---	-----

LS 500 AWD

A-S10, 3.4L, 6cyl	21	17/27	\$3,250	4	PRT
-------------------	----	-------	---------	---	-----

LS 500h AWD

AV-S10, 3.5L, 6cyl	25	22/29	\$2,750	5	PR HEV SS
AV-S10, 3.5L, 6cyl	25	22/29	\$2,750	5	PR HEV SS

MASERATI

Ghibli GT

A-8, 3.0L, 6cyl	20	18/25	\$3,450	4	PRT SS
-----------------	----	-------	---------	---	--------

Ghibli Modena AWD

A-8, 3.0L, 6cyl	20	17/25	\$3,450	4	PRT SS
-----------------	----	-------	---------	---	--------

Ghibli Modena RWD

A-8, 3.0L, 6cyl	20	18/25	\$3,450	4	PRT SS
-----------------	----	-------	---------	---	--------

Ghibli Trofeo

A-8, 3.8L, 8cyl	16	13/20	\$4,300	3	PRT Tax SS
-----------------	----	-------	---------	---	------------

MAZDA

3 5-Door 2WD

A-S6, 2.5L, 4cyl	30	27/35	\$1,800	6	CD
M-6, 2.5L, 4cyl	30	26/36	\$1,800	6	CD

3 5-Door 4WD

A-S6, 2.5L, 4cyl	29	26/33	\$1,900	6	CD
A-S6, 2.5L, 4cyl	26	23/31	\$2,100	5	T

MERCEDES-BENZ

AMG EQE 4matic Plus

A-1	73	73/74	\$1,050	10	EV SS
-----	----	-------	---------	----	-------

E350 4matic

A-9, 2.0L, 4cyl	27	24/33	\$2,550	5	PR T MHEV SS
-----------------	----	-------	---------	---	--------------

E450 4matic

A-9, 3.0L, 6cyl	25	22/31	\$2,750	5	PR MHEV SS
-----------------	----	-------	---------	---	------------

EQE 350 4matic

A-1	90	86/96	\$850	10	EV SS
-----	----	-------	-------	----	-------

EQE 350 Plus

A-1	96	98/94	\$800	10	EV SS
-----	----	-------	-------	----	-------

Manufacturer Model Configuration (trans, eng size, cyl)	MPG		Annual Fuel Cost	GHG Rating	Notes
	Comb	City/Hwy			

EQE 500 4matic

A-1	96	98/94	\$800	10	EV SS
-----	----	-------	-------	----	-------

MINI

Cooper Countryman

AM-S7, 1.5L, 3cyl	28	26/32	\$2,450	6	PT SS
-------------------	----	-------	---------	---	-------

Cooper Countryman All4

A-S8, 1.5L, 3cyl	26	23/31	\$2,650	5	PT SS
------------------	----	-------	---------	---	-------

Cooper S Clubman

AM-S7, 2.0L, 4cyl	29	25/35	\$2,350	6	PT SS
M-6, 2.0L, 4cyl	25	22/32	\$2,750	5	PT SS

Cooper S Clubman All4

A-S8, 2.0L, 4cyl	27	23/32	\$2,550	5	PT SS
------------------	----	-------	---------	---	-------

Cooper S Countryman

AM-S7, 2.0L, 4cyl	28	24/33	\$2,450	6	PT SS
-------------------	----	-------	---------	---	-------

Cooper S Countryman All4

A-S8, 2.0L, 4cyl	26	23/31	\$2,650	5	PT SS
------------------	----	-------	---------	---	-------

JCW Countryman All4

A-S8, 2.0L, 4cyl	26	24/30	\$2,650	5	PT SS
------------------	----	-------	---------	---	-------

John Cooper Works Clubman All4

A-S8, 2.0L, 4cyl	26	23/31	\$2,650	5	PT SS
------------------	----	-------	---------	---	-------

NISSAN

Altima

AV, 2.5L, 4cyl	32	27/39	\$1,700	6	
----------------	----	-------	---------	---	--

Altima AWD

AV, 2.5L, 4cyl	30	26/36	\$1,800	6	
----------------	----	-------	---------	---	--

Altima SL/SR

AV, 2.5L, 4cyl	31	27/37	\$1,750	6	
----------------	----	-------	---------	---	--

Altima SR

AV-S8, 2.0L, 4cyl	29	25/34	\$1,900	6	T
-------------------	----	-------	---------	---	---

Kicks

AV, 1.6L, 4cyl	33	31/36	\$1,650	6	
----------------	----	-------	---------	---	--

LEAF

A-1	111	123/99	\$700	10	EV
-----	-----	--------	-------	----	----

LEAF SV

A-1	109	121/98	\$700	10	EV
-----	-----	--------	-------	----	----

Sentra

AV, 2.0L, 4cyl	34	30/40	\$1,600	7	SS
----------------	----	-------	---------	---	----

Sentra SR

AV, 2.0L, 4cyl	33	30/38	\$1,650	6	SS
----------------	----	-------	---------	---	----

POLESTAR

2 Dual Motor (19 Inch Wheels)

A-1	106	112/100	\$700	10	EV
-----	-----	---------	-------	----	----

2 Dual Motor (20 Inch Wheels)

A-1	102	108/96	\$700	10	EV
-----	-----	--------	-------	----	----

2 Dual Motor Performance Pack

A-1	95	100/90	\$700	10	EV
-----	----	--------	-------	----	----

2 Single Motor (19 Inch Wheels)

A-1	115	124/106	\$650	10	EV
-----	-----	---------	-------	----	----

2 Single Motor (20 Inch Wheels)

A-1	111	119/102	\$650	10	EV
-----	-----	---------	-------	----	----

Manufacturer Model Configuration (trans, eng size, cyl)	MPG		Annual Fuel Cost	GHG Rating	Notes
	Comb	City/Hwy			

PORSCHE

Taycan 4 Cross Turismo

A-2	80	80/80	\$950	10	EV
-----	----	-------	-------	----	----

Taycan 4S Cross Turismo

A-2	78	78/78	\$950	10	EV
-----	----	-------	-------	----	----

Taycan Turbo Cross Turismo

A-2	79	80/78	\$950	10	EV
-----	----	-------	-------	----	----

Taycan Turbo S Cross Turismo

A-2	75	76/74	\$1,000	10	EV
-----	----	-------	---------	----	----

SUBARU

Legacy AWD

AV-S8, 2.4L, 4cyl	26	23/31	\$2,100	5	T SS
AV-S8, 2.5L, 4cyl	30	27/35	\$1,800	6	SS

WRX

AV-S8, 2.4L, 4cyl	21	18/25	\$3,250	4	P T
M-6, 2.4L, 4cyl	22	19/26	\$3,100	5	P T

TESLA

Model 3 Long Range AWD

A-1	130	137/124	\$600	10	EV
-----	-----	---------	-------	----	----

Model 3 RWD

A-1	132	140/125	\$550	10	EV
-----	-----	---------	-------	----	----

TOYOTA

Camry

A-S8, 3.5L, 6cyl	26	22/33	\$2,100	5	
------------------	----	-------	---------	---	--

Camry AWD LE/SE

A-S8, 2.5L, 4cyl	29	25/34	\$1,900	6	
------------------	----	-------	---------	---	--

Camry AWD XLE/XSE

A-S8, 2.5L, 4cyl	28	25/34	\$1,950	6	
------------------	----	-------	---------	---	--

Camry Hybrid LE

AV-S6, 2.5L, 4cyl	52	51/53	\$1,050	8	HEV SS
-------------------	----	-------	---------	---	--------

Camry Hybrid SE/XLE/XSE

AV-S6, 2.5L, 4cyl	46	44/47	\$1,200	8	HEV SS
-------------------	----	-------	---------	---	--------

Camry LE/SE

A-S8, 2.5L, 4cyl	32	28/39	\$1,700	6	
------------------	----	-------	---------	---	--

Camry TRD

A-S8, 3.5L, 6cyl	25	22/31	\$2,200	5	
------------------	----	-------	---------	---	--

Camry XLE/XSE

A-S8, 2.5L, 4cyl	31	27/38	\$1,750	6	
------------------	----	-------	---------	---	--

Camry XSE

A-S8, 3.5L, 6cyl	26	22/32	\$2,100	5	
------------------	----	-------	---------	---	--

Crown AWD

AV-S6, 2.4L, 4cyl	30	29/32	\$1,800	6	T HEV SS
AV, 2.5L, 4cyl	41	42/41	\$1,350	7	HEV SS

Prius

▶ AV, 2.0L, 4cyl	57	57/56	\$950	8	HEV SS
------------------	----	-------	-------	---	--------

Prius AWD

AV, 2.0L, 4cyl	54	53/54	\$1,000	8	PT4 HEV SS
----------------	----	-------	---------	---	------------

Prius AWD XLE/LTD

AV, 2.0L, 4cyl	49	49/50	\$1,100	8	PT4 HEV SS
----------------	----	-------	---------	---	------------

Manufacturer Model Configuration (trans, eng size, cyl)	MPG		Annual Fuel Cost	GHG Rating	Notes
	Comb	City/Hwy			

Prius Prime

AV, 2.0L, 4cyl	See page 37.				PHEV SS
----------------	--------------	--	--	--	---------

Prius Prime SE

AV, 2.0L, 4cyl	See page 37.				PHEV SS
----------------	--------------	--	--	--	---------

Prius XLE/LTD

AV, 2.0L, 4cyl	52	52/52	\$1,050	8	HEV SS
----------------	----	-------	---------	---	--------

VOLVO

S90 B6 AWD

A-S8, 2.0L, 4cyl	25	22/31	\$2,750	5	PR MHEV SS
------------------	----	-------	---------	---	------------

LARGE CARS

ACURA

Integra

AV-S7, 1.5L, 4cyl	33	30/37	\$2,100	6	P T SS
M-6, 2.0L, 4cyl	24	21/28	\$2,850	5	P T

Integra A-Spec

AV-S7, 1.5L, 4cyl	32	29/36	\$2,150	6	P T SS
M-6, 1.5L, 4cyl	30	26/36	\$2,300	6	P T SS

AUDI

A8 quattro

A-S8, 3.0L, 6cyl	22	19/28	\$3,100	5	P T MHEV SS
------------------	----	-------	---------	---	-------------

S8

A-S8, 4.0L, 8cyl	18	15/24	\$3,800	4	P T CD MHEV SS
------------------	----	-------	---------	---	----------------

BMW

740i Sedan

A-S8, 3.0L, 6cyl	28	25/31	\$2,450	6	P T MHEV SS
------------------	----	-------	---------	---	-------------

740i xDrive Sedan

A-S8, 3.0L, 6cyl	27	24/31	\$2,550	5	P T MHEV SS
------------------	----	-------	---------	---	-------------

760i xDrive Sedan

A-S8, 4.4L, 8cyl	20	18/25	\$3,450	4	P T MHEV SS
------------------	----	-------	---------	---	-------------

i7 eDrive50 Sedan (19 inch Wheels)

A-1	90	87/95	\$850	10	EV
-----	----	-------	-------	----	----

i7 eDrive50 Sedan (20 inch Wheels)

A-1	86	83/90	\$900	10	EV
-----	----	-------	-------	----	----

i7 eDrive50 Sedan (21 inch Wheels)

A-1	88	86/92	\$850	10	EV
-----	----	-------	-------	----	----

i7 M70 xDrive Sedan (20 inch Wheels)

A-1	77	74/80	\$1,000	10	EV
-----	----	-------	---------	----	----

i7 M70 xDrive Sedan (21 inch Wheels)

A-1	81	79/85	\$950	10	EV
-----	----	-------	-------	----	----

i7 xDrive60 Sedan (19 inch wheels)

A-1	90	87/93	\$850	10	EV
-----	----	-------	-------	----	----

i7 xDrive60 Sedan (20 inch wheels)

A-1	84	82/87	\$900	10	EV
-----	----	-------	-------	----	----

i7 xDrive60 Sedan (21 inch wheels)

A-1	88	86/91	\$850	10	EV
-----	----	-------	-------	----	----

GENESIS

G80 AWD

A-S8, 2.5L, 4cyl	25	22/30	\$2,750	5	P T SS
A-S8, 3.5L, 6cyl	19	17/25	\$3,600	4	P T SS

Manufacturer Model Configuration (trans, eng size, cyl)	MPG		Annual Fuel Cost	GHG Rating	Notes
	Comb	City/Hwy			

G90 AWD

A-S8, 3.5L, 6cyl	21	18/26	\$3,250	4	P T SS
------------------	----	-------	---------	---	--------

G90 MHEV

A-S8, 3.5L, 6cyl	20	17/24	\$3,450	4	P MHEV SS
------------------	----	-------	---------	---	-----------

HONDA

Accord

AV, 1.5L, 4cyl	32	29/37	\$1,700	6	T SS
----------------	----	-------	---------	---	------

Accord Hybrid

▶ AV, 2.0L, 4cyl	48	51/44	\$1,150	8	HEV SS
------------------	----	-------	---------	---	--------

Civic 5Dr

AV, 1.5L, 4cyl	35	31/39	\$1,550	7	T SS
----------------	----	-------	---------	---	------

AV-S7, 1.5L, 4cyl	33	30/37	\$1,650	6	T SS
-------------------	----	-------	---------	---	------

M-6, 1.5L, 4cyl	31	28/37	\$1,750	6	T SS
-----------------	----	-------	---------	---	------

AV, 2.0L, 4cyl	33	30/38	\$1,650	6	SS
----------------	----	-------	---------	---	----

AV-S7, 2.0L, 4cyl	32	29/37	\$1,700	6	SS
-------------------	----	-------	---------	---	----

M-6, 2.0L, 4cyl	29	26/36	\$1,900	6	SS
-----------------	----	-------	---------	---	----

M-6, 2.0L, 4cyl	24	22/28	\$2,850	5	P T
-----------------	----	-------	---------	---	-----

HYUNDAI

Sonata AWD

A-S8, 2.5L, 4cyl	28	25/34	\$1,950	6	
------------------	----	-------	---------	---	--

Sonata FWD

A-S8, 2.5L, 4cyl	29	25/36	\$1,900	6	
------------------	----	-------	---------	---	--

AM-S8, 2.5L, 4cyl	27	23/32	\$2,050	5	T
-------------------	----	-------	---------	---	---

Sonata Hybrid

AM-S6, 2.0L, 4cyl	47	44/51	\$1,150	8	HEV SS
-------------------	----	-------	---------	---	--------

KIA

K5

A-S8, 1.6L, 4cyl	31	27/37	\$1,750	6	T
------------------	----	-------	---------	---	---

AM-S8, 2.5L, 4cyl	27	24/32	\$2,050	5	T
-------------------	----	-------	---------	---	---

K5 AWD

A-S8, 1.6L, 4cyl	28	25/33	\$1,950	6	T
------------------	----	-------	---------	---	---

LUCID

Air G Touring XR AWD with 20 inch wheels

A-1	121	123/119	\$650	10	EV
-----	-----	---------	-------	----	----

Air G Touring XR AWD with 21 inch wheels

A-1	113	115/111	\$650	10	EV
-----	-----	---------	-------	----	----

Air G Touring XR AWD with 19 inch wheels

A-1	129	130/128	\$600	10	EV
-----	-----	---------	-------	----	----

Air Pure RWD with 19 inch wheels

▶ A-1	137	140/134	\$550	10	EV
-------	-----	---------	-------	----	----

Air Pure RWD with 20 inch wheels

A-1	130	134/126	\$600	10	EV
-----	-----	---------	-------	----	----

Air Sapphire AWD

A-1	105	108/101	\$700	10	EV
-----	-----	---------	-------	----	----

Air Touring AWD with 19 inch wheels

A-1	133	135/131	\$550	10	EV
-----	-----	---------	-------	----	----

Air Touring AWD with 20 inch wheels

A-1	123	125/120	\$600	10	EV
-----	-----	---------	-------	----	----

Air Touring AWD with 21 inch wheels

A-1	118	121/114	\$650	10	EV
-----	-----	---------	-------	----	----

Manufacturer Model Configuration (trans, eng size, cyl)	MPG		Annual Fuel Cost	GHG Rating	Notes
	Comb	City/Hwy			

MASERATI

Quattroporte GT

A-8, 3.0L, 6cyl	19	16/25	\$3,600	4	P R T SS
-----------------	----	-------	---------	---	----------

Quattroporte Modena AWD

A-8, 3.0L, 6cyl	20	17/25	\$3,450	4	P R T SS
-----------------	----	-------	---------	---	----------

Quattroporte Modena RWD

A-8, 3.0L, 6cyl	19	16/25	\$3,600	4	P R T SS
-----------------	----	-------	---------	---	----------

Quattroporte Trofeo

A-8, 3.8L, 8cyl	16	13/20	\$4,300	3	P R T Tax SS
-----------------	----	-------	---------	---	--------------

MERCEDES-BENZ

AMG EQS 4matic Plus

A-1	82	79/85	\$900	10	EV SS
-----	----	-------	-------	----	-------

EQS 450 4matic

A-1	95	93/98	\$800	10	EV SS
-----	----	-------	-------	----	-------

EQS 450 Plus

A-1	96	95/98	\$800	10	EV SS
-----	----	-------	-------	----	-------

EQS 580 4matic

A-1	96	95/98	\$800	10	EV SS
-----	----	-------	-------	----	-------

Maybach S680 4matic

A-9, 6.0L, 12cyl	15	12/20	\$4,550	2	P R T Tax SS
------------------	----	-------	---------	---	--------------

S500 4matic

A-9, 3.0L, 6cyl	24	21/31	\$2,850	5	PR MHEV SS
-----------------	----	-------	---------	---	------------

S580 4matic

A-9, 4.0L, 8cyl	21	18/27	\$3,250	4	PR T MHEV SS
-----------------	----	-------	---------	---	--------------

S580 4matic Maybach

A-9, 4.0L, 8cyl	21	18/26	\$3,250	4	PR T MHEV SS
-----------------	----	-------	---------	---	--------------

PORSCHE

Panamera 4

AM-S8, 2.9L, 6cyl	21	18/25	\$3,250	4	P R T SS
-------------------	----	-------	---------	---	----------

ROLLS-ROYCE

Ghost

A-S8, 6.7L, 12cyl	14	12/19	\$4,900	2	P T Tax
-------------------	----	-------	---------	---	---------

Ghost Black Badge

A-S8, 6.7L, 12cyl	14	12/19	\$4,900	2	P T Tax
-------------------	----	-------	---------	---	---------

Ghost Extended

A-S8, 6.7L, 12cyl	14	12/19	\$4,900	2	P T Tax
-------------------	----	-------	---------	---	---------

Phantom

A-S8, 6.7L, 12cyl	14	12/18	\$4,900	2	P T Tax
-------------------	----	-------	---------	---	---------

Phantom Extended

A-S8, 6.7L, 12cyl	14	12/18	\$4,900	2	P T Tax
-------------------	----	-------	---------	---	---------

TESLA

Model S

A-1	122	127/116	\$600	10	EV
-----	-----	---------	-------	----	----

Model S Plaid (19in wheels)

A-1	107	111/103	\$700	10	EV
-----	-----	---------	-------	----	----

Model S Plaid (21in wheels)

A-1	96	100/91	\$800	10	EV
-----	----	--------	-------	----	----

Manufacturer Model Configuration (trans, eng size, cyl)	MPG		Annual Fuel Cost	GHG Rating	Notes
	Comb	City/Hwy			

VOLKSWAGEN

Arteon 4motion

AM-S7, 2.0L, 4cyl	25	22/30	\$2,750	5	P T SS
-------------------	----	-------	---------	---	--------

SMALL STATION WAGONS

AUDI

A4 allroad quattro

AM-S7, 2.0L, 4cyl	26	23/30	\$2,650	5	P T MHEV SS
-------------------	----	-------	---------	---	-------------

BUICK

Envista

A-6, 1.2L, 3cyl	30	28/32	\$1,800	6	T SS
-----------------	----	-------	---------	---	------

CHEVROLET

Trax

A-6, 1.2L, 3cyl	30	28/32	\$1,800	6	T SS
-----------------	----	-------	---------	---	------

HONDA

HR-V AWD

AV, 2.0L, 4cyl	27	25/30	\$2,050	5	
----------------	----	-------	---------	---	--

HR-V FWD

AV, 2.0L, 4cyl	28	26/32	\$1,950	6	
----------------	----	-------	---------	---	--

KIA

Soul

AV, 2.0L, 4cyl	30	27/33	\$1,800	6	SS
----------------	----	-------	---------	---	----

Soul Eco dynamics

▶ AV, 2.0L, 4cyl	31	29/35	\$1,750	6	SS
------------------	----	-------	---------	---	----

LAMBORGHINI

Urus Performante

A-S8, 4.0L, 8cyl	16	14/19	\$4,300	3	P T Tax CD SS
------------------	----	-------	---------	---	---------------

MERCEDES-BENZ

AMG GLA35 4matic

AM-8, 2.0L, 4cyl	24	22/28	\$2,850	5	PR T MHEV SS
------------------	----	-------	---------	---	--------------

NISSAN

ARIYA ENGAGE e-4ORCE 63kWh

A-1	95	101/89	\$800	10	EV
-----	----	--------	-------	----	----

ARIYA ENGAGE FWD 63kWh

A-1	101	109/94	\$750	10	EV
-----	-----	--------	-------	----	----

ARIYA ENGAGE+/EVOLVE+ e-4ORCE 87kWh

A-1	92	97/86	\$800	10	EV
-----	----	-------	-------	----	----

ARIYA EVOLVE+/EMPOWER+ FWD 87kWh

A-1	98	105/91	\$750	10	EV
-----	----	--------	-------	----	----

ARIYA PLATINUM+ e-4ORCE 87kWh 19in. Wheels

A-1	90	93/87	\$850	10	EV
-----	----	-------	-------	----	----

ARIYA PLATINUM+ e-4ORCE 87kWh 20in. Wheels

A-1	87	89/84	\$850	10	EV
-----	----	-------	-------	----	----

ARIYA VENTURE Plus FWD 87kWh

▶ A-1	103	111/95	\$750	10	EV
-------	-----	--------	-------	----	----

Manufacturer Model Configuration (trans, eng size, cyl)	MPG		Annual Fuel Cost	GHG Rating	Notes
	Comb	City/Hwy			

SUBARU

Impreza

AV-S8, 2.0L, 4cyl	30	27/34	\$1,800	6	SS
-------------------	----	-------	---------	---	----

AV-S8, 2.5L, 4cyl	29	26/33	\$1,900	6	SS
-------------------	----	-------	---------	---	----

VOLVO

V60CC B5 AWD

A-S8, 2.0L, 4cyl	27	24/31	\$2,550	5	PR T MHEV SS
------------------	----	-------	---------	---	--------------

MIDSIZE STATION WAGONS

AUDI

A6 Allroad quattro

▶ AM-S7, 3.0L, 6cyl	25	22/30	\$2,750	5	P T MHEV SS
---------------------	----	-------	---------	---	-------------

RS 6 Avant

A-S8, 4.0L, 8cyl	17	14/22	\$4,050	3	P T Tax CD MHEV SS
------------------	----	-------	---------	---	--------------------

MERCEDES-BENZ

AMG GLB35 4matic

AM-8, 2.0L, 4cyl	23	21/26	\$3,000	5	PR T MHEV SS
------------------	----	-------	---------	---	--------------

E450 4matic All-Terrain (wagon)

▶ A-9, 3.0L, 6cyl	25	22/31	\$2,750	5	PR MHEV SS
-------------------	----	-------	---------	---	------------

NISSAN

Murano AWD

AV-S7, 3.5L, 6cyl	23	20/28	\$2,400	5	
-------------------	----	-------	---------	---	--

Murano FWD

AV-S7, 3.5L, 6cyl	23	20/28	\$2,400	5	
-------------------	----	-------	---------	---	--

ROLLS-ROYCE

Cullinan

A-S8, 6.7L, 12cyl	14	12/19	\$4,900	2	P T Tax
-------------------	----	-------	---------	---	---------

Cullinan Black Badge

A-S8, 6.7L, 12cyl	14	12/19	\$4,900	2	P T Tax
-------------------	----	-------	---------	---	---------

VOLVO

V90CC B6 AWD

▶ A-S8, 2.0L, 4cyl	25	22/29	\$2,750	5	PR MHEV SS
--------------------	----	-------	---------	---	------------

SMALL PICKUP TRUCKS 2WD

CHEVROLET

Colorado 2WD

A-8, 2.7L, 4cyl	22	20/24	\$2,500	5	T CD SS
-----------------	----	-------	---------	---	---------

A-8, 2.7L, 4cyl	21	19/24	\$2,600	4	T CD SS
-----------------	----	-------	---------	---	---------

FORD

Maverick FWD

A-8, 2.0L, 4cyl	26	23/30	\$2,100	5	T SS
-----------------	----	-------	---------	---	------

Maverick HEV FWD

▶ AV, 2.5L, 4cyl	37	42/33	\$1,500	7	HEV SS
------------------	----	-------	---------	---	--------

Manufacturer Model Configuration (trans, eng size, cyl)	MPG		Annual Fuel Cost	GHG Rating	Notes
	Comb	City/Hwy			

GMC

Canyon 2WD

A-8, 2.7L, 4cyl	20	19/23	\$2,750	4	T CD SS
-----------------	----	-------	---------	---	---------

TOYOTA

Tacoma 2WD

A-S8, 2.4L, 4cyl	23	20/26	\$2,400	5	T
------------------	----	-------	---------	---	---

Tacoma SR5/Sport/PreRunner 2WD

A-S8, 2.4L, 4cyl	23	21/26	\$2,400	5	T SS
A-S8, 2.4L, 4cyl	22	20/24	\$2,500	5	T 3-Mode SS

SMALL PICKUP TRUCKS 4WD

CHEVROLET

Colorado 4WD

A-8, 2.7L, 4cyl	20	18/23	\$2,750	4	T CD SS
A-8, 2.7L, 4cyl	20	18/22	\$2,750	4	T CD SS

Colorado Mud Terrain Tires 4WD

A-8, 2.7L, 4cyl	18	17/20	\$3,050	4	T CD SS
-----------------	----	-------	---------	---	---------

Colorado ZR2 4WD

A-8, 2.7L, 4cyl	17	17/17	\$3,200	3	T CD SS
-----------------	----	-------	---------	---	---------

Colorado ZR2 Bison 4WD

A-8, 2.7L, 4cyl	16	16/16	\$3,400	3	T CD SS
-----------------	----	-------	---------	---	---------

FORD

Maverick AWD

A-8, 2.0L, 4cyl	25	22/29	\$2,200	5	T SS
-----------------	----	-------	---------	---	------

Maverick Tremor AWD

A-8, 2.0L, 4cyl	21	20/24	\$2,600	4	T SS
-----------------	----	-------	---------	---	------

GMC

Canyon 4WD

A-8, 2.7L, 4cyl	19	18/22	\$2,900	4	T CD SS
-----------------	----	-------	---------	---	---------

Canyon AT4X 4WD

A-8, 2.7L, 4cyl	17	17/17	\$3,200	3	T CD SS
-----------------	----	-------	---------	---	---------

Canyon AT4X AEV 4WD

A-8, 2.7L, 4cyl	16	16/16	\$3,400	3	T CD SS
-----------------	----	-------	---------	---	---------

Canyon Mud Terrain Tires 4WD

A-8, 2.7L, 4cyl	18	17/20	\$3,050	4	T CD SS
-----------------	----	-------	---------	---	---------

TOYOTA

Tacoma 4WD

A-S8, 2.4L, 4cyl	21	19/24	\$2,600	4	T PT4
------------------	----	-------	---------	---	-------

Tacoma 4WD MT

M-6, 2.4L, 4cyl	20	18/23	\$2,750	4	T PT4
-----------------	----	-------	---------	---	-------

Tacoma SR5/Sport/Off-Road/Limited 4WD

A-S8, 2.4L, 4cyl	21	19/24	\$2,600	4	T PT4
A-S8, 2.4L, 4cyl	21	20/23	\$2,600	4	T PT4 3-Mode SS
A-S8, 2.4L, 4cyl	21	19/23	\$2,600	4	T PT4 3-Mode

Manufacturer Model Configuration (trans, eng size, cyl)	MPG		Annual Fuel Cost	GHG Rating	Notes
	Comb	City/Hwy			

STANDARD PICKUP TRUCKS 2WD

CHEVROLET

Silverado 2WD

A-8, 2.7L, 4cyl	20	18/22	\$2,750	4	T CD SS
A-8, 2.7L, 4cyl	19	17/21	\$2,900	4	T CD S-Mode SS
A-10, 3.0L, 6cyl	26	23/29	\$2,300	5	D T SS
A-10, 5.3L, 8cyl	18	16/22	\$3,050	4	CD SS
A-10, 5.3L, 8cyl	18	16/21	\$3,050	4	CD S-Mode SS
A-10, 5.3L, 8cyl	18	16/20	\$3,050	4	Gas CD
A-10, 5.3L, 8cyl	13	12/15	\$2,950	4	E85
A-10, 5.3L, 8cyl	16	15/19	\$3,400	3	CD

FORD

F150 Pickup 2WD

A-S10, 2.7L, 6cyl	21	19/25	\$2,600	4	T SS
A-S10, 3.5L, 6cyl	20	17/25	\$2,750	4	T SS
A-S10, 5.0L, 8cyl	19	16/24	\$2,900	4	CD SS

Ranger 2WD

A-S10, 2.3L, 4cyl	22	21/25	\$2,500	5	T SS
-------------------	----	-------	---------	---	------

GMC

Sierra 2WD

A-8, 2.7L, 4cyl	20	18/22	\$2,750	4	T CD SS
A-8, 2.7L, 4cyl	19	17/21	\$2,900	4	T CD S-Mode SS
A-10, 3.0L, 6cyl	25	23/29	\$2,350	5	D T SS
A-10, 5.3L, 8cyl	18	16/21	\$3,050	4	CD SS
A-10, 5.3L, 8cyl	18	16/20	\$3,050	4	CD S-Mode SS
A-10, 5.3L, 8cyl	18	16/20	\$3,050	4	Gas CD
A-10, 5.3L, 8cyl	13	12/15	\$2,950	4	E85
A-10, 5.3L, 8cyl	16	15/19	\$3,400	3	CD

NISSAN

Frontier 2WD

A-S9, 3.8L, 6cyl	21	18/24	\$2,600	4	SS
------------------	----	-------	---------	---	----

Titan 2WD

A-S9, 5.6L, 8cyl	17	15/21	\$4,050	3	P
------------------	----	-------	---------	---	---

RAM

1500 2WD

A-8, 3.6L, 6cyl	22	20/25	\$2,500	5	MHEV SS
A-8, 5.7L, 8cyl	20	18/23	\$3,150	4	Mid CD MHEV SS

1500 Classic 2WD

A-8, 3.6L, 6cyl	20	17/25	\$2,750	4	
A-8, 5.7L, 8cyl	17	15/21	\$3,700	3	Mid CD

1500 HFE 2WD

A-8, 3.6L, 6cyl	23	20/26	\$2,400	5	MHEV SS
-----------------	----	-------	---------	---	---------

TOYOTA

Tundra 2WD

A-S10, 3.4L, 6cyl	22	20/24	\$2,500	5	T HEV SS
A-S10, 3.4L, 6cyl	22	20/24	\$3,100	5	PR T HEV SS
A-S10, 3.4L, 6cyl	20	18/23	\$2,750	4	T SS
A-S10, 3.4L, 6cyl	20	18/23	\$2,750	4	T 3-Mode SS
A-S10, 3.4L, 6cyl	20	18/23	\$3,450	4	PR T SS
A-S10, 3.4L, 6cyl	20	18/23	\$3,450	4	PR T 3-Mode SS

Manufacturer Model Configuration (trans, eng size, cyl)	MPG		Annual Fuel Cost	GHG Rating	Notes
	Comb	City/Hwy			

STANDARD PICKUP TRUCKS 4WD

CHEVROLET

Silverado 4WD

A-8, 2.7L, 4cyl	19	18/21	\$2,900	4	T CD SS
A-8, 2.7L, 4cyl	18	17/19	\$3,050	4	T CD S-Mode SS
A-10, 3.0L, 6cyl	24	23/27	\$2,450	4	D T SS
A-10, 3.0L, 6cyl	23	21/24	\$2,600	4	D T S-Mode SS
A-10, 5.3L, 8cyl	17	15/20	\$3,200	3	CD SS
A-10, 5.3L, 8cyl	16	15/19	\$3,400	3	CD
A-10, 5.3L, 8cyl	17	15/19	\$3,200	3	CD S-Mode SS
A-10, 5.3L, 8cyl	17	15/19	\$3,200	3	Gas CD
	12	11/14	\$3,200	3	E85
A-10, 6.2L, 8cyl	17	15/20	\$4,050	3	P CD SS

Silverado 4WD ZR2

A-10, 3.0L, 6cyl	21	20/22	\$2,800	4	D T SS
A-10, 6.2L, 8cyl	15	14/17	\$4,550	2	P CD SS

Silverado EV

A-1	67	72/62	\$1,150	10	EV
A-1	63	67/59	\$1,200	10	EV

Silverado Mud Terrain Tires 4WD

A-8, 2.7L, 4cyl	17	16/17	\$3,200	3	T CD S-Mode SS
A-8, 2.7L, 4cyl	16	16/17	\$3,400	3	T CD SS
A-10, 3.0L, 6cyl	22	21/23	\$2,700	4	D T SS
A-10, 3.0L, 6cyl	22	21/23	\$2,700	4	D T S-Mode SS
A-10, 5.3L, 8cyl	16	15/19	\$3,400	3	CD
A-10, 5.3L, 8cyl	17	15/19	\$3,200	3	Gas CD
	12	11/14	\$3,200	3	E85
A-10, 5.3L, 8cyl	16	15/18	\$3,400	3	CD S-Mode SS
A-10, 5.3L, 8cyl	16	15/18	\$3,400	3	CD SS
A-10, 6.2L, 8cyl	15	14/17	\$4,550	2	P CD SS

FORD

F-150 Lightning 4WD

A-1	68	76/61	\$1,100	10	EV
-----	----	-------	---------	----	----

F-150 Lightning 4WD Extended Range

A-1	70	78/63	\$1,100	10	EV
-----	----	-------	---------	----	----

F-150 Lightning Platinum 4WD

A-1	66	73/60	\$1,150	10	EV
-----	----	-------	---------	----	----

F-150 Lightning PRO 4WD Extended Range

A-1	70	78/63	\$1,100	10	EV
-----	----	-------	---------	----	----

F150 Pickup 4WD

A-S10, 2.7L, 6cyl	20	18/23	\$2,750	4	T PT4 SS
A-S10, 3.5L, 6cyl	19	16/24	\$2,900	4	T PT4 SS
A-S10, 5.0L, 8cyl	19	16/24	\$2,900	4	PT4 CD SS

F150 Pickup 4WD HEV

A-S10, 3.5L, 6cyl	23	22/24	\$2,400	5	T PT4 HEV SS
-------------------	----	-------	---------	---	--------------

F150 RAPTOR 4WD

A-S10, 3.5L, 6cyl	16	14/18	\$3,400	3	T PT4 SS
-------------------	----	-------	---------	---	----------

F150 RAPTOR R 4WD

A-S10, 5.2L, 8cyl	12	10/15	\$4,550	1	S PT4
-------------------	----	-------	---------	---	-------

Ranger 4WD

A-S10, 2.3L, 4cyl	22	20/24	\$2,500	5	T PT4 SS
A-S10, 2.7L, 6cyl	20	19/23	\$2,750	4	T PT4 SS

Ranger RAPTOR 4WD

A-S10, 3.0L, 6cyl	17	16/18	\$3,200	3	T PT4 SS
-------------------	----	-------	---------	---	----------

Manufacturer Model Configuration (trans, eng size, cyl)	MPG		Annual Fuel Cost	GHG Rating	Notes
	Comb	City/Hwy			

GMC

Hummer EV Pickup

A-1	53	59/48	\$1,450	10	EV
-----	----	-------	---------	----	----

Hummer EV Pickup MT Tires

A-1	50	55/45	\$1,400	10	EV
-----	----	-------	---------	----	----

Sierra 4WD

A-8, 2.7L, 4cyl	18	17/20	\$3,050	4	T CD SS
A-8, 2.7L, 4cyl	17	17/18	\$3,200	3	T CD S-Mode SS
A-10, 3.0L, 6cyl	24	23/27	\$2,450	4	D T SS
A-10, 5.3L, 8cyl	17	15/20	\$3,200	3	CD SS
A-10, 5.3L, 8cyl	16	15/19	\$3,400	3	CD
A-10, 5.3L, 8cyl	17	15/19	\$3,200	3	CD S-Mode SS
A-10, 5.3L, 8cyl	17	15/19	\$3,200	3	Gas CD
	12	11/14	\$3,200	3	E85
A-10, 6.2L, 8cyl	16	15/19	\$4,300	3	P CD SS

Sierra 4WD AT4X

A-10, 3.0L, 6cyl	19	19/20	\$3,100	3	D T SS
A-10, 6.2L, 8cyl	15	14/16	\$4,550	2	P CD SS

Sierra Mud Terrain Tires 4WD

A-8, 2.7L, 4cyl	16	16/17	\$3,400	3	T CD SS
A-10, 3.0L, 6cyl	22	21/23	\$2,700	4	D T SS
A-10, 5.3L, 8cyl	16	15/19	\$3,400	3	CD
A-10, 5.3L, 8cyl	17	15/19	\$3,200	3	Gas CD
	12	11/14	\$3,200	3	E85
A-10, 5.3L, 8cyl	16	15/18	\$3,400	3	CD S-Mode SS
A-10, 5.3L, 8cyl	16	15/18	\$3,400	3	CD SS
A-10, 6.2L, 8cyl	15	14/17	\$4,550	2	P CD SS

HONDA

Ridgeline AWD

A-S9, 3.5L, 6cyl	21	18/24	\$2,600	4	CD SS
------------------	----	-------	---------	---	-------

Ridgeline AWD TrailSport

A-S9, 3.5L, 6cyl	20	18/23	\$2,750	4	CD SS
------------------	----	-------	---------	---	-------

JEEP

Gladiator 4WD

A-8, 3.6L, 6cyl	19	17/22	\$2,900	4	SS
M-6, 3.6L, 6cyl	18	16/21	\$3,050	4	SS

NISSAN

Frontier 4WD

A-S9, 3.8L, 6cyl	20	18/23	\$2,750	4	PT4 SS
------------------	----	-------	---------	---	--------

Frontier 4WD PRO4X

A-S9, 3.8L, 6cyl	19	18/22	\$2,900	4	PT4 SS
------------------	----	-------	---------	---	--------

Titan 4WD

A-S9, 5.6L, 8cyl	17	15/21	\$4,050	3	P PT4
------------------	----	-------	---------	---	-------

Titan 4WD PRO4X

A-S9, 5.6L, 8cyl	16	14/20	\$4,300	3	P PT4
------------------	----	-------	---------	---	-------

RAM

1500 4WD

A-8, 3.6L, 6cyl	21	19/24	\$2,600	4	MHEV SS
A-8, 5.7L, 8cyl	19	18/22	\$3,300	4	Mid CD MHEV SS

1500 Classic 4WD

A-8, 3.6L, 6cyl	19	16/23	\$2,900	4	
A-8, 5.7L, 8cyl	17	15/20	\$3,700	3	Mid CD

Manufacturer Model Configuration (trans, eng size, cyl)	MPG		Annual Fuel Cost	GHG Rating	Notes
	Comb	City/Hwy			

1500 TRX 4WD

A-8, 6.2L, 8cyl	12	10/14	\$5,700	1	P S
-----------------	----	-------	---------	---	-----

RIVIAN

R1T All-Terrain Dual Large (20in)

A-1	68	72/64	\$1,100	10	PT4 EV
-----	----	-------	---------	----	--------

R1T All-Terrain Dual Max (20in)

A-1	73	78/67	\$1,050	10	PT4 EV
-----	----	-------	---------	----	--------

R1T All-Terrain Dual Standard Plus (20in)

A-1	65	68/62	\$1,150	10	PT4 EV
-----	----	-------	---------	----	--------

R1T All-Terrain Performance Dual Large (20in)

A-1	68	72/64	\$1,100	10	PT4 EV
-----	----	-------	---------	----	--------

R1T All-Terrain Performance Dual Max (20in)

A-1	73	78/67	\$1,050	10	PT4 EV
-----	----	-------	---------	----	--------

R1T All-Terrain Quad Large (20in)

A-1	63	65/60	\$1,200	10	EV
-----	----	-------	---------	----	----

R1T AT Performance Dual Standard Plus (20in)

A-1	65	68/62	\$1,150	10	PT4 EV
-----	----	-------	---------	----	--------

R1T Dual Large (21in)

A-1	78	82/74	\$950	10	PT4 EV
-----	----	-------	-------	----	--------

R1T Dual Large (22in)

A-1	76	80/71	\$1,000	10	PT4 EV
-----	----	-------	---------	----	--------

R1T Dual Max (21in)

A-1	84	91/77	\$900	10	PT4 EV
-----	----	-------	-------	----	--------

R1T Dual Max (22in)

A-1	78	84/72	\$950	10	PT4 EV
-----	----	-------	-------	----	--------

R1T Dual Standard (21in)

A-1	75	78/71	\$1,000	10	PT4 EV
-----	----	-------	---------	----	--------

R1T Dual Standard (22in)

A-1	70	74/66	\$1,100	10	PT4 EV
-----	----	-------	---------	----	--------

R1T Dual Standard Plus (21in)

A-1	77	80/74	\$1,000	10	PT4 EV
-----	----	-------	---------	----	--------

R1T Dual Standard Plus (22in)

A-1	72	76/68	\$1,050	10	PT4 EV
-----	----	-------	---------	----	--------

R1T Performance Dual Large (21in)

A-1	78	82/74	\$950	10	PT4 EV
-----	----	-------	-------	----	--------

R1T Performance Dual Large (22in)

A-1	76	80/71	\$1,000	10	PT4 EV
-----	----	-------	---------	----	--------

R1T Performance Dual Max (21in)

A-1	84	91/77	\$900	10	PT4 EV
-----	----	-------	-------	----	--------

R1T Performance Dual Max (22in)

A-1	78	84/72	\$950	10	PT4 EV
-----	----	-------	-------	----	--------

R1T Performance Dual Standard Plus (21in)

A-1	77	80/74	\$1,000	10	PT4 EV
-----	----	-------	---------	----	--------

R1T Performance Dual Standard Plus (22in)

A-1	72	76/68	\$1,050	10	PT4 EV
-----	----	-------	---------	----	--------

R1T Quad Large (20in)

A-1	64	69/60	\$1,200	10	EV
-----	----	-------	---------	----	----

R1T Quad Large (21in)

A-1	73	76/69	\$1,050	10	EV
-----	----	-------	---------	----	----

R1T Quad Large (22in)

A-1	68	73/63	\$1,100	10	EV
-----	----	-------	---------	----	----

Manufacturer Model Configuration (trans, eng size, cyl)	MPG		Annual Fuel Cost	GHG Rating	Notes
	Comb	City/Hwy			

TOYOTA

Tundra 4WD

A-S10, 3.4L, 6cyl	19	17/23	\$2,900	4	T PT4 SS
-------------------	----	-------	---------	---	----------

A-S10, 3.4L, 6cyl	19	17/23	\$3,600	4	PR T PT4 SS
-------------------	----	-------	---------	---	-------------

A-S10, 3.4L, 6cyl	19	17/22	\$2,900	4	T PT4 3-Mode SS
-------------------	----	-------	---------	---	-----------------

A-S10, 3.4L, 6cyl	20	19/22	\$2,750	4	T PT4 HEV SS
-------------------	----	-------	---------	---	--------------

A-S10, 3.4L, 6cyl	20	19/22	\$3,450	4	PR T PT4 HEV SS
-------------------	----	-------	---------	---	-----------------

Tundra 4WD PRO

A-S10, 3.4L, 6cyl	19	18/20	\$2,900	4	T PT4 HEV SS
-------------------	----	-------	---------	---	--------------

A-S10, 3.4L, 6cyl	19	18/20	\$3,600	4	PR T PT4 HEV SS
-------------------	----	-------	---------	---	-----------------

SPECIAL PURPOSE VEHICLES 2WD

CADILLAC

XT5 Hearse FWD

A-S9, 2.0L, 4cyl	21	20/23	\$3,250	4	PR T CD SS
------------------	----	-------	---------	---	------------

XT5 Limo FWD

A-S9, 2.0L, 4cyl	21	20/23	\$3,250	4	PR T CD SS
------------------	----	-------	---------	---	------------

CHEVROLET

Silverado Cab Chassis 2WD

A-10, 5.3L, 8cyl	16	15/18	\$3,400	3	CD SS
------------------	----	-------	---------	---	-------

GMC

Sierra Cab Chassis 2WD

A-10, 5.3L, 8cyl	15	14/17	\$3,650	2	CD SS
------------------	----	-------	---------	---	-------

MERCEDES-BENZ

GLA250

AM-8, 2.0L, 4cyl	28	25/34	\$2,450	6	PR T MHEV SS
------------------	----	-------	---------	---	--------------

GLB250

AM-8, 2.0L, 4cyl	28	25/33	\$2,450	6	PR T MHEV SS
------------------	----	-------	---------	---	--------------

SPECIAL PURPOSE VEHICLES 4WD

CADILLAC

XT5 Hearse AWD

A-S9, 2.0L, 4cyl	21	20/23	\$3,250	4	PR T CD SS
------------------	----	-------	---------	---	------------

XT5 Limo AWD

A-S9, 2.0L, 4cyl	21	20/23	\$3,250	4	PR T CD SS
------------------	----	-------	---------	---	------------

CHEVROLET

Silverado Cab Chassis 4WD

A-10, 5.3L, 8cyl	15	14/17	\$3,650	2	CD SS
------------------	----	-------	---------	---	-------

GMC

Sierra Cab Chassis 4WD

A-10, 5.3L, 8cyl	15	14/17	\$3,650	2	CD SS
------------------	----	-------	---------	---	-------

VINFAST

VF 9 Eco

A-1	75	79/71	\$1,000	10	EV
-----	----	-------	---------	----	----

VF 9 Plus

A-1	69	71/66	\$1,100	10	EV
-----	----	-------	---------	----	----

Manufacturer Model Configuration (trans, eng size, cyl)	MPG		Annual Fuel Cost	GHG Rating	Notes
	Comb	City/Hwy			
MINIVANS 2WD					

CHRYSLER

Pacifica

A-9, 3.6L, 6cyl	22	19/28	\$2,500	5	SS
-----------------	----	-------	---------	---	----

Pacifica Hybrid

▶ AV, 3.6L, 6cyl	See page 37.			5	PHEV SS
------------------	--------------	--	--	---	---------

Voyager

A-9, 3.6L, 6cyl	22	19/28	\$2,500	5	SS
-----------------	----	-------	---------	---	----

HONDA

Odyssey

A-S10, 3.5L, 6cyl	22	19/28	\$2,500	5	CD SS
-------------------	----	-------	---------	---	-------

KIA

Carnival

A-S8, 3.5L, 6cyl	22	19/26	\$2,500	5	
------------------	----	-------	---------	---	--

TOYOTA

Sienna 2WD

▶ AV-S6, 2.5L, 4cyl	36	36/36	\$1,500	7	HEV SS
---------------------	----	-------	---------	---	--------

MINIVANS 4WD

CHRYSLER

Pacifica AWD

A-9, 3.6L, 6cyl	20	17/25	\$2,750	4	SS
-----------------	----	-------	---------	---	----

TOYOTA

Sienna AWD

AV-S6, 2.5L, 4cyl	35	35/36	\$1,550	7	HEV SS
-------------------	----	-------	---------	---	--------

SMALL SPORT UTILITY VEHICLES 2WD

ACURA

MDX FWD

A-S10, 3.5L, 6cyl	22	19/26	\$3,100	5	P CD SS
-------------------	----	-------	---------	---	---------

ALFA ROMEO

Stelvio

A-8, 2.0L, 4cyl	25	22/29	\$2,750	5	P T SS
-----------------	----	-------	---------	---	--------

BMW

X3 sDrive30i

A-S8, 2.0L, 4cyl	25	23/29	\$2,750	5	P T SS
------------------	----	-------	---------	---	--------

BUICK

Encore GX FWD

AV, 1.2L, 3cyl	30	30/31	\$1,800	6	T SS
AV, 1.3L, 3cyl	30	29/31	\$1,800	6	T SS

CADILLAC

LYRIQ

A-1	88	95/82	\$850	10	EV
-----	----	-------	-------	----	----

Manufacturer Model Configuration (trans, eng size, cyl)	MPG		Annual Fuel Cost	GHG Rating	Notes
	Comb	City/Hwy			

XT4 FWD

A-S9, 2.0L, 4cyl	26	24/29	\$2,650	5	P R T CD SS
------------------	----	-------	---------	---	-------------

XT5 FWD

A-S9, 2.0L, 4cyl	24	22/29	\$2,850	5	P R T CD SS
A-S9, 3.6L, 6cyl	21	19/26	\$2,600	4	CD SS

XT6 FWD

A-S9, 2.0L, 4cyl	23	21/27	\$3,000	5	P R T CD SS
A-S9, 3.6L, 6cyl	21	19/26	\$2,600	4	CD SS

CHEVROLET

Blazer EV RWD

A-1	92	99/84	\$800	10	EV
-----	----	-------	-------	----	----

Blazer FWD

A-9, 2.0L, 4cyl	25	22/29	\$2,200	5	T CD SS
A-9, 3.6L, 6cyl	22	19/26	\$2,500	5	CD SS

Equinox EV FWD

A-1	108	117/99	\$700	10	EV
-----	-----	--------	-------	----	----

Equinox FWD

A-6, 1.5L, 4cyl	28	26/31	\$1,950	6	T SS
-----------------	----	-------	---------	---	------

Trailblazer FWD

AV, 1.3L, 3cyl	31	29/33	\$1,750	6	T SS
----------------	----	-------	---------	---	------

FORD

Escape FWD

A-8, 1.5L, 3cyl	30	27/34	\$1,800	6	T SS
-----------------	----	-------	---------	---	------

Escape FWD HEV

AV, 2.5L, 4cyl	39	42/36	\$1,400	7	HEV SS
----------------	----	-------	---------	---	--------

Mustang Mach-E RWD

A-1	102	106/98	\$750	10	EV
-----	-----	--------	-------	----	----

Mustang Mach-E RWD Extended

A-1	106	111/100	\$700	10	EV
-----	-----	---------	-------	----	----

GENESIS

GV60 Standard

A-1	112	125/99	\$700	10	EV
-----	-----	--------	-------	----	----

GMC

Terrain FWD

A-9, 1.5L, 4cyl	26	24/29	\$2,100	5	T SS
-----------------	----	-------	---------	---	------

HONDA

CR-V FWD

AV, 1.5L, 4cyl	30	28/34	\$1,800	6	T SS
AV, 2.0L, 4cyl	40	43/36	\$1,350	7	HEV SS

Pilot FWD

A-S10, 3.5L, 6cyl	22	19/27	\$2,500	5	CD SS
-------------------	----	-------	---------	---	-------

HYUNDAI

Ioniq 5 Long range RWD

A-1	114	132/98	\$650	10	EV
-----	-----	--------	-------	----	----

Ioniq 5 Standard range RWD

A-1	110	127/94	\$700	10	EV
-----	-----	--------	-------	----	----

Kona Electric Long Range

A-1	116	129/103	\$650	10	EV
-----	-----	---------	-------	----	----

Manufacturer Model Configuration (trans, eng size, cyl)	MPG		Annual Fuel Cost	GHG Rating	Notes
	Comb	City/Hwy			
Kona Electric Standard Range					
A-1	118	131/105	\$650	10	EV
Kona FWD					
A-S8, 1.6L, 4cyl	28	26/32	\$1,950	6	T
AV-S1, 2.0L, 4cyl	31	28/35	\$1,750	6	
AV-S1, 2.0L, 4cyl	31	29/34	\$1,750	6	SS
Palisade FWD					
A-S8, 3.8L, 6cyl	22	19/26	\$2,500	5	SS
Santa Cruz FWD					
A-S8, 2.5L, 4cyl	23	22/26	\$2,400	5	
Santa Fe FWD					
AM-S8, 2.5L, 4cyl	24	20/29	\$2,300	5	T SS
Tucson FWD					
A-S8, 2.5L, 4cyl	28	25/32	\$1,950	6	SS
Venue					
AV-S1, 1.6L, 4cyl	31	29/33	\$1,750	6	
INFINITI					
QX50					
AV-S8, 2.0L, 4cyl	26	23/29	\$2,650	5	PRT
KIA					
EV6 Long Range RWD					
A-1	117	134/101	\$650	10	EV
EV6 Standard Range RWD					
A-1	117	136/100	\$650	10	EV
Niro					
AM-S6, 1.6L, 4cyl	49	53/45	\$1,100	8	HEV SS
Niro Electric					
A-1	113	126/101	\$650	10	EV
Niro FE					
▶ AM-S6, 1.6L, 4cyl	53	53/54	\$1,050	8	HEV SS
Seltos FWD					
AV-S8, 2.0L, 4cyl	31	28/34	\$1,750	6	SS
Sorento FWD					
A-S8, 2.5L, 4cyl	26	23/31	\$2,100	5	SS
AM-S8, 2.5L, 4cyl	23	20/29	\$2,400	5	T SS
Sorento Hybrid FWD					
AM-S6, 1.6L, 4cyl	37	39/35	\$1,500	7	T HEV SS
Sportage FWD					
A-S8, 2.5L, 4cyl	28	25/33	\$1,950	6	SS
Telluride FWD					
A-S8, 3.8L, 6cyl	22	20/26	\$2,500	5	SS
LEXUS					
NX 250					
A-S8, 2.5L, 4cyl	28	26/33	\$1,950	6	SS
RX 350					
A-S8, 2.4L, 4cyl	25	22/29	\$2,750	5	PRT T SS
RZ 300e (18 inch wheels)					
▶ A-1	125	137/112	\$600	10	EV
RZ 300e (20 inch wheels)					
A-1	105	114/96	\$700	10	EV

Manufacturer Model Configuration (trans, eng size, cyl)	MPG		Annual Fuel Cost	GHG Rating	Notes
	Comb	City/Hwy			
LINCOLN					
Corsair FWD					
A-S8, 2.0L, 4cyl	25	22/30	\$2,200	5	T SS
MERCEDES-BENZ					
EQB 250 Plus					
A-1	107	114/100	\$700	10	EV SS
GLC300					
A-9, 2.0L, 4cyl	29	26/33	\$2,350	6	PRT MHEV SS
MITSUBISHI					
Eclipse Cross 2WD					
AV-S8, 1.5L, 4cyl	26	25/28	\$2,100	5	T
Outlander 2WD					
AV-S8, 2.5L, 4cyl	27	24/31	\$2,050	5	
Outlander Sport 2WD					
AV-S6, 2.0L, 4cyl	27	24/30	\$2,050	5	
NISSAN					
Pathfinder 2WD					
A-S9, 3.5L, 6cyl	23	20/27	\$2,400	5	SS
Rogue FWD					
AV-S8, 1.5L, 3cyl	33	30/37	\$1,650	6	T SS
Rogue FWD SL/Platinum					
AV-S8, 1.5L, 3cyl	32	29/36	\$1,700	6	T SS
TOYOTA					
bZ4X					
A-1	119	131/107	\$650	10	EV
bZ4X Limited					
A-1	112	121/102	\$700	10	EV
Corolla Cross					
AV-S10, 2.0L, 4cyl	32	31/33	\$1,700	6	SS
Highlander					
A-S8, 2.4L, 4cyl	25	22/29	\$2,200	5	T SS
A-S8, 2.4L, 4cyl	24	21/28	\$2,300	5	T
Highlander Hybrid					
AV-S6, 2.5L, 4cyl	36	36/35	\$1,500	7	HEV SS
RAV4					
A-S8, 2.5L, 4cyl	30	27/35	\$1,800	6	SS
VOLKSWAGEN					
Atlas					
A-S8, 2.0L, 4cyl	23	20/27	\$2,400	5	T SS
Atlas Cross Sport					
A-S8, 2.0L, 4cyl	23	20/27	\$2,400	5	T SS
ID.4					
A-1	107	115/98	\$700	10	EV
ID.4 Pro					
A-1	113	122/104	\$650	10	EV
ID.4 Pro S					
A-1	113	122/104	\$650	10	EV

Manufacturer Model Configuration (trans, eng size, cyl)	MPG		Annual Fuel Cost	GHG Rating	Notes
	Comb	City/Hwy			

ID.4 S

A-1	107	115/98	\$700	10	EV
-----	-----	--------	-------	----	----

Taos

A-S8, 1.5L, 4cyl	31	28/36	\$1,750	6	T SS
------------------	----	-------	---------	---	------

Tiguan

A-S8, 2.0L, 4cyl	26	23/30	\$2,100	5	T SS
------------------	----	-------	---------	---	------

Tiguan S

A-S8, 2.0L, 4cyl	27	24/31	\$2,050	5	T SS
------------------	----	-------	---------	---	------

VOLVO

C40 Recharge

A-1	107	118/96	\$700	10	EV
-----	-----	--------	-------	----	----

XC40 Recharge

A-1	106	118/95	\$700	10	EV
-----	-----	--------	-------	----	----

SMALL SPORT UTILITY VEHICLES 4WD

ACURA

MDX AWD

A-S10, 3.5L, 6cyl	21	19/25	\$3,250	4	P CD SS
-------------------	----	-------	---------	---	---------

RDX AWD

A-S10, 2.0L, 4cyl	23	21/27	\$3,000	5	P T SS
-------------------	----	-------	---------	---	--------

RDX AWD A-SPEC

A-S10, 2.0L, 4cyl	23	21/26	\$3,000	5	P T SS
-------------------	----	-------	---------	---	--------

ALFA ROMEO

Stelvio AWD

A-8, 2.0L, 4cyl	24	22/28	\$2,850	5	P T SS
A-8, 2.9L, 6cyl	19	17/23	\$3,600	4	P T CD SS

Tonale eAWD

A-6, 1.3L, 4cyl		See page 37.			T PHEV
-----------------	--	--------------	--	--	--------

AUDI

Q3 quattro

A-S8, 2.0L, 4cyl	25	22/29	\$2,200	5	T SS
------------------	----	-------	---------	---	------

Q3 S line quattro

A-S8, 2.0L, 4cyl	23	20/28	\$2,400	5	T SS
------------------	----	-------	---------	---	------

Q5 quattro

AM-S7, 2.0L, 4cyl	26	23/29	\$2,650	5	P T MHEV SS
-------------------	----	-------	---------	---	-------------

Q5 S line quattro

AM-S7, 2.0L, 4cyl	24	22/28	\$2,850	5	P T MHEV SS
-------------------	----	-------	---------	---	-------------

Q5 Sportback S line quattro

AM-S7, 2.0L, 4cyl	24	22/28	\$2,850	5	P T MHEV SS
-------------------	----	-------	---------	---	-------------

SQ5

A-S8, 3.0L, 6cyl	21	19/24	\$3,250	4	P T SS
------------------	----	-------	---------	---	--------

SQ5 Sportback

A-S8, 3.0L, 6cyl	21	19/24	\$3,250	4	P T SS
------------------	----	-------	---------	---	--------

BMW

X1 M35i

AM-S7, 2.0L, 4cyl	26	23/31	\$2,650	5	P T SS
-------------------	----	-------	---------	---	--------

X1 xDrive28i

AM-S7, 2.0L, 4cyl	28	25/34	\$2,450	6	P T SS
-------------------	----	-------	---------	---	--------

X2 M35i

AM-S7, 2.0L, 4cyl	26	23/32	\$2,650	5	P T SS
-------------------	----	-------	---------	---	--------

Manufacturer Model Configuration (trans, eng size, cyl)	MPG		Annual Fuel Cost	GHG Rating	Notes
	Comb	City/Hwy			

X2 xDrive28i

AM-S7, 2.0L, 4cyl	28	24/33	\$2,450	6	P T SS
-------------------	----	-------	---------	---	--------

X3 M

A-S8, 3.0L, 6cyl	17	15/20	\$4,050	3	P T SS
------------------	----	-------	---------	---	--------

X3 M Competition

A-S8, 3.0L, 6cyl	17	15/20	\$4,050	3	P T SS
------------------	----	-------	---------	---	--------

X3 M40i

A-S8, 3.0L, 6cyl	23	21/26	\$3,000	5	P T MHEV SS
------------------	----	-------	---------	---	-------------

X3 xDrive30i

A-S8, 2.0L, 4cyl	24	21/28	\$2,850	5	P T SS
------------------	----	-------	---------	---	--------

X4 M

A-S8, 3.0L, 6cyl	17	15/20	\$4,050	3	P T SS
------------------	----	-------	---------	---	--------

X4 M Competition

A-S8, 3.0L, 6cyl	17	15/20	\$4,050	3	P T SS
------------------	----	-------	---------	---	--------

X4 M40i

A-S8, 3.0L, 6cyl	23	21/26	\$3,000	5	P T MHEV SS
------------------	----	-------	---------	---	-------------

X4 xDrive30i

A-S8, 2.0L, 4cyl	24	21/28	\$2,850	5	P T SS
------------------	----	-------	---------	---	--------

BUICK

Encore GX AWD

A-9, 1.3L, 3cyl	27	26/28	\$2,050	5	T SS
-----------------	----	-------	---------	---	------

CADILLAC

LYRIQ AWD

A-1	89	96/81	\$850	10	EV
-----	----	-------	-------	----	----

XT4 AWD

A-S9, 2.0L, 4cyl	25	23/28	\$2,750	5	P R T CD SS
------------------	----	-------	---------	---	-------------

XT5 AWD

A-S9, 2.0L, 4cyl	23	21/27	\$3,000	5	P R T CD SS
A-S9, 3.6L, 6cyl	21	18/26	\$2,600	4	CD SS

XT6 AWD

A-S9, 2.0L, 4cyl	23	21/26	\$3,000	5	P R T CD SS
A-S9, 3.6L, 6cyl	21	18/25	\$2,600	4	CD SS

CHEVROLET

Blazer AWD

A-9, 2.0L, 4cyl	24	22/27	\$2,300	5	T CD SS
A-9, 3.6L, 6cyl	21	18/26	\$2,600	4	CD SS

Blazer EV AWD

A-1	96	103/88	\$800	10	EV
-----	----	--------	-------	----	----

Equinox AWD

A-6, 1.5L, 4cyl	26	24/30	\$2,100	5	T SS
-----------------	----	-------	---------	---	------

Equinox EV AWD

A-1	96	101/90	\$800	10	EV
-----	----	--------	-------	----	----

Trailblazer AWD

A-9, 1.3L, 3cyl	27	26/29	\$2,050	5	T SS
-----------------	----	-------	---------	---	------

DODGE

Hornet AWD

A-9, 2.0L, 4cyl	24	21/29	\$2,300	5	T SS
-----------------	----	-------	---------	---	------

Hornet PHEV AWD

A-6, 1.3L, 4cyl		See page 37.			T PHEV
-----------------	--	--------------	--	--	--------

Manufacturer Model Configuration (trans, eng size, cyl)	MPG		Annual Fuel Cost	GHG Rating	Notes
	Comb	City/Hwy			

FORD

Bronco 4WD

A-S10, 2.3L, 4cyl	20	20/21	\$2,750	4	T PT4 SS
M-7, 2.3L, 4cyl	20	20/21	\$2,750	4	T PT4 SS
A-S10, 2.7L, 6cyl	20	19/21	\$2,750	4	T PT4 SS

Bronco Badlands 4WD

M-7, 2.3L, 4cyl	17	16/18	\$3,200	3	T PT4 SS
A-S10, 2.7L, 6cyl	17	17/17	\$3,200	3	T PT4 SS

Bronco Black Diamond 4WD

A-S10, 2.3L, 4cyl	18	18/18	\$3,050	4	T PT4 SS
M-7, 2.3L, 4cyl	17	16/18	\$3,200	3	T PT4 SS
A-S10, 2.7L, 6cyl	18	18/18	\$3,050	4	T PT4 SS

Bronco Sasquatch 4WD

A-S10, 2.3L, 4cyl	18	18/17	\$3,050	4	T PT4 SS
M-7, 2.3L, 4cyl	17	16/18	\$3,200	3	T PT4 SS
A-S10, 2.7L, 6cyl	17	17/17	\$3,200	3	T PT4 SS

Bronco Sport 4WD

A-8, 1.5L, 3cyl	26	25/29	\$2,100	5	T CD SS
A-S8, 2.0L, 4cyl	23	21/26	\$2,400	5	T PT4 SS

Edge AWD

A-8, 2.0L, 4cyl	23	21/28	\$2,400	5	T SS
A-S8, 2.0L, 4cyl	23	21/28	\$2,400	5	T SS
A-S8, 2.7L, 6cyl	21	19/25	\$2,600	4	T SS

Escape AWD

A-8, 1.5L, 3cyl	28	26/32	\$1,950	6	T SS
A-8, 2.0L, 4cyl	26	23/31	\$2,100	5	T SS

Escape AWD HEV

AV, 2.5L, 4cyl	39	42/36	\$1,400	7	PT4 HEV SS
----------------	----	-------	---------	---	------------

Mustang Mach-E AWD

A-1	91	95/88	\$850	10	EV
-----	----	-------	-------	----	----

Mustang Mach-E AWD Extended

A-1	99	103/94	\$750	10	EV
-----	----	--------	-------	----	----

Mustang Mach-E GT

A-1	90	95/85	\$850	10	EV
-----	----	-------	-------	----	----

Mustang Mach-E Rally

A-1	86	90/81	\$900	10	EV
-----	----	-------	-------	----	----

GENESIS

Electrified GV70

A-1	91	98/83	\$850	10	EV
-----	----	-------	-------	----	----

GV60 Advanced (19 inch Wheels)

A-1	100	110/90	\$750	10	EV
-----	-----	--------	-------	----	----

GV60 Advanced (20 inch Wheels)

A-1	95	103/86	\$800	10	EV
-----	----	--------	-------	----	----

GV60 PERFORMANCE

A-1	90	97/82	\$850	10	EV
-----	----	-------	-------	----	----

GV70 AWD

A-S8, 2.5L, 4cyl	24	22/28	\$2,850	5	P T SS
A-S8, 2.5L, 4cyl	22	19/26	\$3,100	5	P T 5-Mode SS
A-S8, 3.5L, 6cyl	20	18/24	\$3,450	4	P T SS

GMC

Terrain AWD

A-9, 1.5L, 4cyl	25	23/28	\$2,200	5	T SS
-----------------	----	-------	---------	---	------

Manufacturer Model Configuration (trans, eng size, cyl)	MPG		Annual Fuel Cost	GHG Rating	Notes
	Comb	City/Hwy			

HONDA

CR-V AWD

AV, 1.5L, 4cyl	29	27/32	\$1,900	6	T SS
AV, 2.0L, 4cyl	37	40/34	\$1,500	7	HEV SS

Passport AWD

A-S9, 3.5L, 6cyl	21	19/24	\$2,600	4	CD SS
------------------	----	-------	---------	---	-------

HYUNDAI

Ioniq 5 Long range AWD

A-1	99	110/88	\$750	10	EV
-----	----	--------	-------	----	----

Kona AWD

A-S8, 1.6L, 4cyl	26	24/29	\$2,100	5	T
AV-S1, 2.0L, 4cyl	28	27/29	\$1,950	6	SS
AV-S1, 2.0L, 4cyl	27	26/29	\$2,050	5	

Palisade AWD

A-S8, 3.8L, 6cyl	21	19/24	\$2,600	4	SS
------------------	----	-------	---------	---	----

Santa Cruz AWD

A-S8, 2.5L, 4cyl	23	21/25	\$2,400	5	
AM-S8, 2.5L, 4cyl	22	19/27	\$2,500	5	T

Santa Fe AWD

AM-S8, 2.5L, 4cyl	23	20/28	\$2,400	5	T SS
-------------------	----	-------	---------	---	------

Santa Fe AWD XRT

AM-S8, 2.5L, 4cyl	22	19/26	\$2,500	5	T SS
-------------------	----	-------	---------	---	------

Tucson AWD

A-S8, 2.5L, 4cyl	25	23/29	\$2,200	5	
------------------	----	-------	---------	---	--

Tucson Hybrid

AM-S6, 1.6L, 4cyl	37	37/36	\$1,500	7	T HEV SS
-------------------	----	-------	---------	---	----------

Tucson Hybrid Blue

AM-S6, 1.6L, 4cyl	38	38/38	\$1,450	7	T HEV SS
-------------------	----	-------	---------	---	----------

Tucson Plug-in Hybrid

AM-S6, 1.6L, 4cyl		See page 37.			T PHEV SS
-------------------	--	--------------	--	--	-----------

INFINITI

QX50 AWD

AV-S8, 2.0L, 4cyl	25	22/28	\$2,750	5	PRT
-------------------	----	-------	---------	---	-----

QX55 AWD

AV-S8, 2.0L, 4cyl	25	22/28	\$2,750	5	PRT
-------------------	----	-------	---------	---	-----

JAGUAR

E-Pace

A-S9, 2.0L, 4cyl	23	20/26	\$3,000	5	P T SS
------------------	----	-------	---------	---	--------

F-Pace

A-S8, 2.0L, 4cyl	24	22/27	\$2,850	5	P T SS
------------------	----	-------	---------	---	--------

F-Pace P400 MHEV

A-S8, 3.0L, 6cyl	21	19/25	\$3,250	4	P MHEV SS
------------------	----	-------	---------	---	-----------

F-Pace SVR

A-S8, 5.0L, 8cyl	17	15/21	\$4,050	3	P S SS
------------------	----	-------	---------	---	--------

I-Pace EV400 (20 inch tires)

A-1	85	89/82	\$900	10	EV
-----	----	-------	-------	----	----

I-Pace EV400 (22 inch tires)

A-1	76	79/72	\$1,000	10	EV
-----	----	-------	---------	----	----

Manufacturer Model Configuration (trans, eng size, cyl)	MPG		Annual Fuel Cost	GHG Rating	Notes
	Comb	City/Hwy			

JEEP

Compass 4WD

A-8, 2.0L, 4cyl	27	24/32	\$2,050	5	T SS
-----------------	----	-------	---------	---	------

Wrangler 2dr 4WD

A-8, 2.0L, 4cyl	21	20/23	\$2,600	4	T SS
A-8, 3.6L, 6cyl	20	18/24	\$2,750	4	SS
M-6, 3.6L, 6cyl	19	17/23	\$2,900	4	SS

Wrangler 4dr 4WD

A-8, 2.0L, 4cyl	21	20/22	\$2,600	4	T SS
A-8, 3.6L, 6cyl	20	18/23	\$2,750	4	SS
M-6, 3.6L, 6cyl	19	16/22	\$2,900	4	SS
A-8, 6.4L, 8cyl	14	13/16	\$4,900	2	P CD

Wrangler 4dr 4xe

A-8, 2.0L, 4cyl	See page 37.				T PHEV SS
-----------------	--------------	--	--	--	-----------

Wrangler Rubicon 2dr 4WD

A-8, 3.6L, 6cyl	18	16/20	\$3,050	4	SS
-----------------	----	-------	---------	---	----

Wrangler Rubicon 4dr 4WD

A-8, 3.6L, 6cyl	17	16/19	\$3,200	3	SS
-----------------	----	-------	---------	---	----

KIA

EV6 AWD GT

A-1	83	88/77	\$850	10	EV
-----	----	-------	-------	----	----

EV6 Long Range AWD (19 inch Wheels)

A-1	109	120/98	\$700	10	EV
-----	-----	--------	-------	----	----

EV6 Long Range AWD (20 inch Wheels)

A-1	96	106/86	\$750	10	EV
-----	----	--------	-------	----	----

Seltos AWD

A-S8, 1.6L, 4cyl	26	25/27	\$2,100	5	T
AV-S8, 2.0L, 4cyl	29	27/31	\$1,900	6	SS

Sorento AWD

A-S8, 2.5L, 4cyl	25	23/28	\$2,200	5	SS
AM-S8, 2.5L, 4cyl	23	20/27	\$2,400	5	T SS

Sorento Hybrid AWD

AM-S6, 1.6L, 4cyl	34	36/33	\$1,600	7	T HEV SS
-------------------	----	-------	---------	---	----------

Sorento Plug-in Hybrid

AM-S6, 1.6L, 4cyl	See page 37.				T PHEV SS
-------------------	--------------	--	--	--	-----------

Sportage AWD

A-S8, 2.5L, 4cyl	25	23/26	\$2,200	5	SS
------------------	----	-------	---------	---	----

Sportage Hybrid AWD

AM-S6, 1.6L, 4cyl	38	38/38	\$1,450	7	T HEV SS
-------------------	----	-------	---------	---	----------

Sportage Hybrid FWD

AM-S6, 1.6L, 4cyl	43	42/44	\$1,250	8	T HEV SS
-------------------	----	-------	---------	---	----------

Sportage Plug-in Hybrid

AM-S6, 1.6L, 4cyl	See page 37.				T PHEV SS
-------------------	--------------	--	--	--	-----------

Sportage X-pro

A-S8, 2.5L, 4cyl	26	23/30	\$2,100	5	SS
------------------	----	-------	---------	---	----

Telluride AWD

A-S8, 3.8L, 6cyl	20	18/24	\$2,750	4	SS
------------------	----	-------	---------	---	----

LAND ROVER

Discovery Sport

A-S9, 2.0L, 4cyl	20	19/23	\$3,450	4	P T SS
------------------	----	-------	---------	---	--------

Range Rover Evoque

A-S9, 2.0L, 4cyl	22	20/27	\$3,100	5	P T SS
------------------	----	-------	---------	---	--------

Manufacturer Model Configuration (trans, eng size, cyl)	MPG		Annual Fuel Cost	GHG Rating	Notes
	Comb	City/Hwy			

Range Rover Velar

A-S8, 2.0L, 4cyl	23	22/26	\$3,000	5	P T SS
------------------	----	-------	---------	---	--------

Range Rover Velar P340 MHEV

A-S8, 3.0L, 6cyl	22	19/26	\$3,100	5	P MHEV SS
------------------	----	-------	---------	---	-----------

Range Rover Velar P400 MHEV

A-S8, 3.0L, 6cyl	21	19/25	\$3,250	4	P MHEV SS
------------------	----	-------	---------	---	-----------

LEXUS

NX 250 AWD

A-S8, 2.5L, 4cyl	28	25/32	\$1,950	6	SS
------------------	----	-------	---------	---	----

NX 350 AWD

A-S8, 2.4L, 4cyl	24	21/28	\$2,850	5	P R T SS
------------------	----	-------	---------	---	----------

NX 350 AWD F Sport

A-S8, 2.4L, 4cyl	24	21/28	\$2,850	5	P R T SS
------------------	----	-------	---------	---	----------

NX 350h AWD

AV-S6, 2.5L, 4cyl	39	41/37	\$1,750	7	P HEV SS
-------------------	----	-------	---------	---	----------

NX 450h Plus AWD

AV-S6, 2.5L, 4cyl	See page 37.				P PHEV SS
-------------------	--------------	--	--	--	-----------

RX 350 AWD

A-S8, 2.4L, 4cyl	24	21/28	\$2,850	5	P R T SS
------------------	----	-------	---------	---	----------

RX 350h AWD

AV-S6, 2.5L, 4cyl	36	37/34	\$1,900	7	P HEV SS
-------------------	----	-------	---------	---	----------

RX 500h AWD

AV-S6, 2.4L, 4cyl	27	27/28	\$2,550	5	P R T HEV SS
-------------------	----	-------	---------	---	--------------

RZ 450e AWD (18 inch wheels)

A-1	107	115/98	\$700	10	EV
-----	-----	--------	-------	----	----

RZ 450e AWD (20 inch wheels)

A-1	95	102/87	\$800	10	EV
-----	----	--------	-------	----	----

LINCOLN

Corsair AWD

A-S8, 2.0L, 4cyl	24	21/28	\$2,300	5	T SS
------------------	----	-------	---------	---	------

Nautilus AWD

A-8, 2.0L, 4cyl	24	21/29	\$2,300	5	T SS
-----------------	----	-------	---------	---	------

Nautilus HEV AWD

AV, 2.0L, 4cyl	30	30/31	\$1,800	6	T PT4 HEV SS
----------------	----	-------	---------	---	--------------

MASERATI

Grecale GT

A-8, 2.0L, 4cyl	25	22/29	\$2,750	5	P T MHEV SS
-----------------	----	-------	---------	---	-------------

Grecale Modena

A-8, 2.0L, 4cyl	25	22/29	\$2,750	5	P T MHEV SS
-----------------	----	-------	---------	---	-------------

Grecale Trofeo

A-8, 3.0L, 6cyl	20	18/25	\$3,450	4	P R T CD SS
-----------------	----	-------	---------	---	-------------

MAZDA

CX-30 4WD

A-S6, 2.5L, 4cyl	29	26/33	\$1,900	6	CD
A-S6, 2.5L, 4cyl	25	22/30	\$2,200	5	T

CX-5 4WD

A-S6, 2.5L, 4cyl	28	26/31	\$1,950	6	CD SS
A-S6, 2.5L, 4cyl	25	23/29	\$2,200	5	
A-S6, 2.5L, 4cyl	24	22/27	\$2,300	5	T

Manufacturer Model Configuration (trans, eng size, cyl)	MPG		Annual Fuel Cost	GHG Rating	Notes
	Comb	City/Hwy			

CX-50 4WD

A-S6, 2.5L, 4cyl	27	24/30	\$2,050	5	CD
A-S6, 2.5L, 4cyl	25	23/29	\$2,200	5	T SS

MERCEDES-BENZ

AMG GLC43 4matic

A-9, 2.0L, 4cyl	21	19/25	\$3,250	4	PR T MHEV SS
-----------------	----	-------	---------	---	--------------

AMG GLC43 4matic Coupe

A-9, 2.0L, 4cyl	21	18/24	\$3,250	4	PR T MHEV SS
-----------------	----	-------	---------	---	--------------

EQB 350 4matic

A-1	87	89/85	\$850	10	EV SS
-----	----	-------	-------	----	-------

GLA250 4matic

AM-8, 2.0L, 4cyl	27	24/32	\$2,550	5	PR T MHEV SS
------------------	----	-------	---------	---	--------------

GLB250 4matic

AM-8, 2.0L, 4cyl	27	24/32	\$2,550	5	PR T MHEV SS
------------------	----	-------	---------	---	--------------

GLC300 4matic

A-9, 2.0L, 4cyl	27	24/32	\$2,550	5	PR T MHEV SS
-----------------	----	-------	---------	---	--------------

GLC300 4matic Coupe

A-9, 2.0L, 4cyl	26	24/30	\$2,650	5	PR T MHEV SS
-----------------	----	-------	---------	---	--------------

GLE350

A-9, 2.0L, 4cyl	24	21/28	\$2,850	5	PR T MHEV SS
-----------------	----	-------	---------	---	--------------

GLE350 4matic

A-9, 2.0L, 4cyl	23	20/27	\$3,000	5	PR T MHEV SS
-----------------	----	-------	---------	---	--------------

MINI

Eclipse Cross 4WD

AV-S8, 1.5L, 4cyl	25	25/26	\$2,200	5	T
-------------------	----	-------	---------	---	---

Eclipse Cross ES 4WD

AV-S8, 1.5L, 4cyl	26	25/28	\$2,100	5	T
-------------------	----	-------	---------	---	---

Outlander 4WD

AV-S8, 2.5L, 4cyl	26	24/30	\$2,100	5	
-------------------	----	-------	---------	---	--

Outlander Sport 4WD

AV-S6, 2.0L, 4cyl	26	23/29	\$2,100	5	
AV-S6, 2.4L, 4cyl	25	23/28	\$2,200	5	

NISSAN

Pathfinder 4WD

A-S9, 3.5L, 6cyl	23	21/27	\$2,400	5	SS
------------------	----	-------	---------	---	----

Pathfinder 4WD Rock Creek

A-S9, 3.5L, 6cyl	21	20/23	\$3,250	4	P SS
------------------	----	-------	---------	---	------

Rogue AWD

AV-S8, 1.5L, 3cyl	31	28/35	\$1,750	6	T SS
-------------------	----	-------	---------	---	------

Rogue AWD SL/Platinum

AV-S8, 1.5L, 3cyl	31	28/34	\$1,750	6	T SS
-------------------	----	-------	---------	---	------

PORSCHE

Macan

AM-S7, 2.0L, 4cyl	21	19/25	\$3,250	4	PR T SS
-------------------	----	-------	---------	---	---------

Macan GTS

AM-S7, 2.9L, 6cyl	19	17/22	\$3,600	4	PR T SS
-------------------	----	-------	---------	---	---------

Macan S

AM-S7, 2.9L, 6cyl	19	17/23	\$3,600	4	PR T SS
-------------------	----	-------	---------	---	---------

Macan T

AM-S7, 2.0L, 4cyl	21	19/25	\$3,250	4	PR T SS
-------------------	----	-------	---------	---	---------

Manufacturer Model Configuration (trans, eng size, cyl)	MPG		Annual Fuel Cost	GHG Rating	Notes
	Comb	City/Hwy			

SUBARU

Crosstrek AWD

AV-S8, 2.0L, 4cyl	29	27/34	\$1,900	6	SS
AV-S8, 2.5L, 4cyl	29	26/33	\$1,900	6	SS

Crosstrek Wilderness AWD

AV-S8, 2.5L, 4cyl	27	25/29	\$2,050	5	SS
-------------------	----	-------	---------	---	----

Forester AWD

AV-S8, 2.5L, 4cyl	29	26/33	\$1,900	6	SS
-------------------	----	-------	---------	---	----

Forester Wilderness AWD

AV-S8, 2.5L, 4cyl	26	25/28	\$2,100	5	SS
-------------------	----	-------	---------	---	----

Outback AWD

AV-S8, 2.4L, 4cyl	25	22/29	\$2,200	5	T SS
AV-S8, 2.5L, 4cyl	28	26/32	\$1,950	6	SS

Outback Wilderness AWD

AV-S8, 2.4L, 4cyl	23	21/26	\$2,400	5	T SS
-------------------	----	-------	---------	---	------

Solterra AWD

A-1	104	114/94	\$700	10	EV
-----	-----	--------	-------	----	----

Solterra Limited/Touring AWD

A-1	102	111/93	\$750	10	EV
-----	-----	--------	-------	----	----

TESLA

Model Y Long Range AWD

A-1	117	122/112	\$650	10	EV
-----	-----	---------	-------	----	----

Model Y Performance AWD

A-1	105	111/98	\$700	10	EV
-----	-----	--------	-------	----	----

TOYOTA

bZ4X AWD

A-1	104	114/94	\$700	10	EV
-----	-----	--------	-------	----	----

bZ4X Limited AWD

A-1	102	112/92	\$700	10	EV
-----	-----	--------	-------	----	----

Corolla Cross AWD

AV-S10, 2.0L, 4cyl	30	29/31	\$1,800	6	SS
--------------------	----	-------	---------	---	----

Corolla Cross Hybrid AWD

AV-S6, 2.0L, 4cyl	42	45/38	\$1,300	7	HEV SS
-------------------	----	-------	---------	---	--------

Highlander AWD

A-S8, 2.4L, 4cyl	24	21/28	\$2,300	5	T SS
------------------	----	-------	---------	---	------

RAV4 AWD

A-S8, 2.5L, 4cyl	29	27/33	\$1,900	6	SS
A-S8, 2.5L, 4cyl	28	25/33	\$1,950	6	

RAV4 AWD LE

A-S8, 2.5L, 4cyl	30	27/34	\$1,800	6	SS
------------------	----	-------	---------	---	----

RAV4 AWD TRD OFFROAD

A-S8, 2.5L, 4cyl	28	25/32	\$1,950	6	
------------------	----	-------	---------	---	--

RAV4 Hybrid AWD

AV-S6, 2.5L, 4cyl	39	41/38	\$1,400	7	HEV SS
-------------------	----	-------	---------	---	--------

RAV4 Hybrid AWD Woodland Edition

AV-S6, 2.5L, 4cyl	37	38/35	\$1,500	7	HEV SS
-------------------	----	-------	---------	---	--------

RAV4 Prime 4WD

AV-S6, 2.5L, 4cyl	See page 37.				PHEV SS
-------------------	--------------	--	--	--	---------

Venza AWD

AV-S6, 2.5L, 4cyl	39	40/37	\$1,400	7	HEV SS
-------------------	----	-------	---------	---	--------

Manufacturer Model Configuration (trans, eng size, cyl)	MPG		Annual Fuel Cost	GHG Rating	Notes
	Comb	City/Hwy			

VOLKSWAGEN

Atlas 4motion Peak Edition

A-S8, 2.0L, 4cyl	20	18/24	\$2,750	4	T SS
------------------	----	-------	---------	---	------

Atlas Cross Sport 4motion

A-S8, 2.0L, 4cyl	22	19/26	\$2,500	5	T SS
------------------	----	-------	---------	---	------

Atlas SE 4motion

A-S8, 2.0L, 4cyl	22	19/26	\$2,500	5	T SS
------------------	----	-------	---------	---	------

Atlas SEL 4motion

A-S8, 2.0L, 4cyl	21	19/25	\$2,600	4	T SS
------------------	----	-------	---------	---	------

ID.4 AWD Pro

A-1	102	108/96	\$750	10	EV
-----	-----	--------	-------	----	----

ID.4 AWD Pro S

A-1	102	108/96	\$750	10	EV
-----	-----	--------	-------	----	----

Taos 4motion

AM-S7, 1.5L, 4cyl	27	24/32	\$2,050	5	T SS
-------------------	----	-------	---------	---	------

Tiguan 4motion

A-S8, 2.0L, 4cyl	25	22/29	\$2,200	5	T SS
------------------	----	-------	---------	---	------

Tiguan R-Line 4motion

A-S8, 2.0L, 4cyl	24	22/29	\$2,300	5	T SS
------------------	----	-------	---------	---	------

VOLVO

C40 Recharge twin

A-1	99	106/91	\$750	10	EV
-----	----	--------	-------	----	----

XC40 B5 AWD

A-S8, 2.0L, 4cyl	26	24/30	\$2,650	5	PR T MHEV SS
------------------	----	-------	---------	---	--------------

XC40 Recharge twin

A-1	98	106/90	\$800	10	EV
-----	----	--------	-------	----	----

XC60 B5 AWD

A-S8, 2.0L, 4cyl	25	22/28	\$2,750	5	PR T MHEV SS
------------------	----	-------	---------	---	--------------

XC60 T8 AWD Recharge

A-S8, 2.0L, 4cyl		See page 37.			PR T PHEV SS
------------------	--	--------------	--	--	--------------

STANDARD SPORT UTILITY VEHICLES 2WD

ACURA

ZDX AWD

A-1	87	94/80	\$850	10	EV
-----	----	-------	-------	----	----

ZDX RWD

A-1	90	96/83	\$850	10	EV
-----	----	-------	-------	----	----

AUDI

Q4 40 e-tron

A-1	103	112/94	\$750	10	EV
-----	-----	--------	-------	----	----

BMW

X5 sDrive40i

A-S8, 3.0L, 6cyl	25	23/27	\$2,750	5	P T MHEV SS
------------------	----	-------	---------	---	-------------

BUICK

Enclave FWD

A-9, 3.6L, 6cyl	21	18/26	\$2,600	4	SS
-----------------	----	-------	---------	---	----

Manufacturer Model Configuration (trans, eng size, cyl)	MPG		Annual Fuel Cost	GHG Rating	Notes
	Comb	City/Hwy			

CADILLAC

Escalade 2WD

A-10, 3.0L, 6cyl	23	21/27	\$2,600	4	D T SS
------------------	----	-------	---------	---	--------

A-10, 6.2L, 8cyl	16	14/19	\$4,300	3	PR CD SS
------------------	----	-------	---------	---	----------

CHEVROLET

Suburban 2WD

A-10, 3.0L, 6cyl	23	21/27	\$2,600	4	D T SS
------------------	----	-------	---------	---	--------

A-10, 5.3L, 8cyl	17	15/20	\$3,200	3	CD SS
------------------	----	-------	---------	---	-------

A-10, 6.2L, 8cyl	16	14/20	\$4,300	3	PR CD SS
------------------	----	-------	---------	---	----------

Tahoe 2WD

A-10, 3.0L, 6cyl	24	21/28	\$2,450	4	D T SS
------------------	----	-------	---------	---	--------

A-10, 5.3L, 8cyl	17	15/20	\$3,200	3	CD SS
------------------	----	-------	---------	---	-------

A-10, 6.2L, 8cyl	16	14/20	\$4,300	3	PR CD SS
------------------	----	-------	---------	---	----------

Traverse Limited FWD

A-9, 3.6L, 6cyl	21	18/26	\$2,600	4	SS
-----------------	----	-------	---------	---	----

DODGE

Durango RWD

A-8, 3.6L, 6cyl	21	19/26	\$2,600	4	SS
-----------------	----	-------	---------	---	----

A-8, 5.7L, 8cyl	17	14/22	\$3,700	3	Mid CD
-----------------	----	-------	---------	---	--------

FORD

Expedition 2WD

A-S10, 3.5L, 6cyl	19	17/23	\$2,900	4	T SS
-------------------	----	-------	---------	---	------

Explorer RWD

A-10, 2.3L, 4cyl	24	21/28	\$2,300	5	T SS
------------------	----	-------	---------	---	------

A-10, 3.0L, 6cyl	21	18/26	\$2,600	4	T SS
------------------	----	-------	---------	---	------

A-S10, 3.0L, 6cyl	20	18/25	\$2,750	4	T SS
-------------------	----	-------	---------	---	------

GMC

Yukon 2WD

A-10, 3.0L, 6cyl	23	21/27	\$2,600	4	D T SS
------------------	----	-------	---------	---	--------

A-10, 5.3L, 8cyl	17	15/20	\$3,200	3	CD SS
------------------	----	-------	---------	---	-------

A-10, 6.2L, 8cyl	16	14/20	\$4,300	3	PR CD SS
------------------	----	-------	---------	---	----------

Yukon XL 2WD

A-10, 3.0L, 6cyl	23	21/27	\$2,600	4	D T SS
------------------	----	-------	---------	---	--------

A-10, 5.3L, 8cyl	17	15/20	\$3,200	3	CD SS
------------------	----	-------	---------	---	-------

A-10, 6.2L, 8cyl	16	14/19	\$4,300	3	PR CD SS
------------------	----	-------	---------	---	----------

HONDA

Prologue FWD

A-1	99	107/91	\$750	10	EV
-----	----	--------	-------	----	----

INFINITI

QX60 FWD

A-S9, 3.5L, 6cyl	23	21/26	\$3,000	5	P SS
------------------	----	-------	---------	---	------

QX80 2WD

A-S7, 5.6L, 8cyl	16	14/20	\$4,300	3	P
------------------	----	-------	---------	---	---

JEEP

Grand Cherokee 2WD

A-8, 3.6L, 6cyl	22	19/26	\$2,500	5	SS
-----------------	----	-------	---------	---	----

Grand Cherokee L 2WD

A-8, 3.6L, 6cyl	21	19/26	\$2,600	4	SS
-----------------	----	-------	---------	---	----

Manufacturer Model Configuration (trans, eng size, cyl)	MPG		Annual Fuel Cost	GHG Rating	Notes
	Comb	City/Hwy			

Wagoneer 2WD

A-8, 3.0L, 6cyl	20	17/24	\$2,750	4	T SS
-----------------	----	-------	---------	---	------

Wagoneer L 2WD

A-8, 3.0L, 6cyl	20	17/24	\$2,750	4	T SS
-----------------	----	-------	---------	---	------

KIA

EV9 Long Range RWD

A-1	89	100/78	\$850	10	EV
-----	----	--------	-------	----	----

EV9 Standard Range RWD

A-1	88	99/77	\$850	10	EV
-----	----	-------	-------	----	----

LEXUS

TX 350

A-S8, 2.4L, 4cyl	23	21/27	\$3,000	5	PRT SS
------------------	----	-------	---------	---	--------

LINCOLN

Aviator RWD

A-S10, 3.0L, 6cyl	21	18/26	\$2,600	4	T SS
-------------------	----	-------	---------	---	------

MERCEDES-BENZ

EQE 350 Plus (SUV)

A-1	94	99/88	\$800	10	EV SS
-----	----	-------	-------	----	-------

EQS 450 Plus (SUV)

A-1	86	88/83	\$850	10	EV SS
-----	----	-------	-------	----	-------

NISSAN

Armada 2WD

A-S7, 5.6L, 8cyl	16	14/19	\$4,300	3	P
------------------	----	-------	---------	---	---

TOYOTA

4Runner 2WD

A-S5, 4.0L, 6cyl	17	16/19	\$3,200	3	
------------------	----	-------	---------	---	--

Grand Highlander Hybrid

▶ AV-S6, 2.5L, 4cyl	36	37/34	\$1,500	7	HEV SS
---------------------	----	-------	---------	---	--------

Grand Highlander Hybrid Limited

AV-S6, 2.5L, 4cyl	34	36/32	\$1,600	7	HEV SS
-------------------	----	-------	---------	---	--------

Grand Highlander LE/XLE

A-S8, 2.4L, 4cyl	24	21/28	\$2,300	5	T SS
------------------	----	-------	---------	---	------

Grand Highlander Limited

A-S8, 2.4L, 4cyl	24	21/28	\$2,300	5	T SS
------------------	----	-------	---------	---	------

Sequoia 2WD

A-S10, 3.4L, 6cyl	22	21/24	\$2,500	5	T HEV SS
-------------------	----	-------	---------	---	----------

STANDARD SPORT UTILITY VEHICLES 4WD

ACURA

MDX AWD Type-S

A-S10, 3.0L, 6cyl	19	17/21	\$3,600	4	PT CD SS
-------------------	----	-------	---------	---	----------

ASTON MARTIN

DBX 707

A-9, 4.0L, 8cyl	17	15/20	\$4,050	3	PT CD
-----------------	----	-------	---------	---	-------

DBX V8

A-9, 4.0L, 8cyl	16	14/20	\$4,300	3	PT CD
-----------------	----	-------	---------	---	-------

Manufacturer Model Configuration (trans, eng size, cyl)	MPG		Annual Fuel Cost	GHG Rating	Notes
	Comb	City/Hwy			

AUDI

Q4 50 e-tron quattro

A-1	93	97/87	\$800	10	EV
-----	----	-------	-------	----	----

Q4 55 e-tron quattro

A-1	100	107/92	\$750	10	EV
-----	-----	--------	-------	----	----

Q4 Sportback 50 e-tron quattro

A-1	95	100/89	\$800	10	EV
-----	----	--------	-------	----	----

Q4 Sportback 55 e-tron quattro

A-1	100	107/92	\$750	10	EV
-----	-----	--------	-------	----	----

Q7 quattro

A-S8, 2.0L, 4cyl	21	19/25	\$3,250	4	PT SS
------------------	----	-------	---------	---	-------

A-S8, 3.0L, 6cyl	21	19/24	\$3,250	4	PT MHEV SS
------------------	----	-------	---------	---	------------

Q8 e-tron quattro

A-2	81	80/83	\$950	10	EV
-----	----	-------	-------	----	----

Q8 quattro

A-S8, 3.0L, 6cyl	19	17/23	\$3,600	4	PT MHEV SS
------------------	----	-------	---------	---	------------

Q8 Sportback e-tron quattro

A-2	87	84/90	\$900	10	EV
-----	----	-------	-------	----	----

Q8 Sportback e-tron ultra quattro

A-2	86	84/89	\$900	10	EV
-----	----	-------	-------	----	----

RS Q8

A-S8, 4.0L, 8cyl	15	13/19	\$4,550	2	PT CD MHEV SS
------------------	----	-------	---------	---	---------------

SQ7

A-S8, 4.0L, 8cyl	17	15/21	\$4,050	3	PT CD SS
------------------	----	-------	---------	---	----------

SQ8

A-S8, 4.0L, 8cyl	17	15/21	\$4,050	3	PT CD SS
------------------	----	-------	---------	---	----------

SQ8 e-tron (20 inch wheels)

A-2	73	72/75	\$1,050	10	EV
-----	----	-------	---------	----	----

SQ8 e-tron (21/22 inch wheels)

A-2	63	62/63	\$1,200	10	EV
-----	----	-------	---------	----	----

SQ8 Sportback e-tron (20 inch wheels)

A-2	73	72/75	\$1,050	10	EV
-----	----	-------	---------	----	----

SQ8 Sportback e-tron (21/22 inch wheels)

A-2	63	62/63	\$1,200	10	EV
-----	----	-------	---------	----	----

BENTLEY

Bentayga

A-S8, 4.0L, 8cyl	16	14/21	\$4,300	3	PT CD SS
------------------	----	-------	---------	---	----------

Bentayga EWB

A-S8, 4.0L, 8cyl	16	14/21	\$4,300	3	PT CD SS
------------------	----	-------	---------	---	----------

BMW

Alpina XB7

A-S8, 4.4L, 8cyl	17	16/20	\$4,050	3	PT MHEV SS
------------------	----	-------	---------	---	------------

iX M60 (21 inch Wheels)

A-1	80	78/82	\$950	10	EV
-----	----	-------	-------	----	----

iX M60 (22 inch Wheels)

A-1	80	78/82	\$950	10	EV
-----	----	-------	-------	----	----

iX xDrive40 (20 inch Wheels)

A-1	86	87/85	\$900	10	EV
-----	----	-------	-------	----	----

iX xDrive40 (21 inch Wheels)

A-1	86	87/85	\$900	10	EV
-----	----	-------	-------	----	----

Manufacturer Model Configuration (trans, eng size, cyl)	MPG		Annual Fuel Cost	GHG Rating	Notes
	Comb	City/Hwy			
IX xDrive40 (22 inch Wheels)					
A-1	86	87/85	\$900	10	EV
IX xDrive50 (20 inch wheels)					
A-1	83	83/82	\$900	10	EV
IX xDrive50 (21 inch wheels)					
A-1	83	83/82	\$900	10	EV
IX xDrive50 (22 inch wheels)					
A-1	83	83/82	\$900	10	EV
X5 M Competition					
A-S8, 4.4L, 8cyl	15	13/18	\$4,550	2	P R T MHEV SS
X5 M60i xDrive					
A-S8, 4.4L, 8cyl	19	17/22	\$3,600	4	P T MHEV SS
X5 xDrive40i					
A-S8, 3.0L, 6cyl	25	23/27	\$2,750	5	P T MHEV SS
X6 M Competition					
A-S8, 4.4L, 8cyl	15	13/18	\$4,550	2	P R T MHEV SS
X6 M60i xDrive					
A-S8, 4.4L, 8cyl	19	17/22	\$3,600	4	P T MHEV SS
X6 xDrive40i					
A-S8, 3.0L, 6cyl	24	23/26	\$2,850	5	P T MHEV SS
X7 M60i xDrive					
A-S8, 4.4L, 8cyl	18	16/21	\$3,800	4	P T MHEV SS
X7 xDrive40i					
A-S8, 3.0L, 6cyl	22	21/25	\$3,100	5	P T MHEV SS
XM					
A-S8, 4.4L, 8cyl	See page 37.				P R T PHEV SS
BUICK					
Enclave AWD					
A-9, 3.6L, 6cyl	20	17/25	\$2,750	4	SS
CADILLAC					
Escalade 4WD					
A-10, 3.0L, 6cyl	22	20/26	\$2,700	4	D T SS
A-10, 6.2L, 8cyl	16	14/18	\$4,300	3	P R CD SS
Escalade V AWD					
A-S10, 6.2L, 8cyl	13	11/16	\$5,250	1	P R S
CHEVROLET					
Suburban 4WD					
A-10, 3.0L, 6cyl	22	20/26	\$2,700	4	D T SS
A-10, 5.3L, 8cyl	16	15/18	\$3,400	3	CD SS
A-10, 6.2L, 8cyl	16	14/18	\$4,300	3	P R CD SS
Tahoe 4WD					
A-10, 3.0L, 6cyl	22	20/26	\$2,700	4	D T SS
A-10, 5.3L, 8cyl	17	15/20	\$3,200	3	CD SS
A-10, 5.3L, 8cyl	16	14/18	\$3,400	3	CD
A-10, 6.2L, 8cyl	16	14/18	\$4,300	3	P R CD SS
Traverse Limited AWD					
A-9, 3.6L, 6cyl	20	17/25	\$2,750	4	SS
DODGE					
Durango AWD					
A-8, 3.6L, 6cyl	21	18/25	\$2,600	4	SS
A-8, 5.7L, 8cyl	17	14/22	\$3,700	3	Mid CD

Manufacturer Model Configuration (trans, eng size, cyl)	MPG		Annual Fuel Cost	GHG Rating	Notes
	Comb	City/Hwy			
Durango SRT AWD					
A-8, 6.2L, 8cyl	13	12/17	\$5,250	1	P S
A-8, 6.4L, 8cyl	15	13/19	\$4,550	2	P CD
FERRARI					
Purosangue					
AM-8, 6.5L, 12cyl	12	11/15	\$5,700	1	P R SS
FORD					
Bronco Raptor 4WD					
A-S10, 3.0L, 6cyl	15	15/16	\$3,650	2	T P T4 SS
Expedition 4WD					
A-S10, 3.5L, 6cyl	18	16/22	\$3,050	4	T P T4 SS
Expedition Timberline AWD					
A-S10, 3.5L, 6cyl	17	16/19	\$3,200	3	T P T4 SS
Explorer AWD					
A-10, 2.3L, 4cyl	23	20/27	\$2,400	5	T P T4 SS
A-10, 3.0L, 6cyl	20	18/24	\$2,750	4	T P T4 SS
A-S10, 3.0L, 6cyl	20	18/24	\$2,750	4	T P T4 SS
Explorer FFV AWD					
A-10, 3.3L, 6cyl	20	17/24	\$2,750	4	Gas PT4
	15	13/18	\$2,550	4	E85
Explorer Timberline AWD					
A-S10, 2.3L, 4cyl	21	19/22	\$2,600	4	T P T4 SS
GENESIS					
GV80 AWD					
A-S8, 2.5L, 4cyl	22	20/24	\$3,100	5	P T SS
A-S8, 3.5L, 6cyl	20	18/23	\$3,450	4	P T SS
GMC					
Hummer EV SUV					
A-1	53	59/48	\$1,450	10	EV
Hummer EV SUV MT Tires					
A-1	50	55/45	\$1,400	10	EV
Yukon 4WD					
A-10, 3.0L, 6cyl	22	20/26	\$2,700	4	D T SS
A-10, 5.3L, 8cyl	17	15/20	\$3,200	3	CD SS
A-10, 6.2L, 8cyl	16	14/18	\$4,300	3	P R CD SS
Yukon XL 4WD					
A-10, 3.0L, 6cyl	22	20/26	\$2,700	4	D T SS
A-10, 5.3L, 8cyl	16	15/18	\$3,400	3	CD SS
A-10, 6.2L, 8cyl	16	14/18	\$4,300	3	P R CD SS
HONDA					
Pilot AWD					
A-S10, 3.5L, 6cyl	21	19/25	\$2,600	4	CD SS
Pilot AWD Touring/Elite/Black					
A-S10, 3.5L, 6cyl	21	19/25	\$2,600	4	CD SS
Pilot AWD TrailSport					
A-S10, 3.5L, 6cyl	20	18/23	\$2,750	4	CD SS
Prologue AWD Elite					
A-1	92	99/84	\$850	10	EV
Prologue AWD Touring					
A-1	95	101/88	\$800	10	EV

Manufacturer Model Configuration (trans, eng size, cyl)	MPG		Annual Fuel Cost	GHG Rating	Notes
	Comb	City/Hwy			

INEOS AUTOMOTIVE

Grenadier

A-S8, 3.0L, 6cyl	15	15/15	\$4,550	2	P T SS
------------------	----	-------	---------	---	--------

Grenadier Trialmaster Edition

A-S8, 3.0L, 6cyl	14	14/14	\$4,900	2	P T SS
------------------	----	-------	---------	---	--------

INFINITI

QX60 AWD

A-S9, 3.5L, 6cyl	22	20/25	\$3,100	5	P SS
------------------	----	-------	---------	---	------

QX80 4WD

A-S7, 5.6L, 8cyl	15	13/19	\$4,550	2	P
------------------	----	-------	---------	---	---

JEEP

Grand Cherokee 4WD

A-8, 3.6L, 6cyl	22	19/26	\$2,500	5	SS
-----------------	----	-------	---------	---	----

Grand Cherokee 4xe

A-8, 2.0L, 4cyl	See page 37.				T PHEV SS
-----------------	--------------	--	--	--	-----------

Grand Cherokee L 4WD

A-8, 3.6L, 6cyl	21	18/25	\$2,600	4	SS
-----------------	----	-------	---------	---	----

A-8, 5.7L, 8cyl	17	14/22	\$3,700	3	Mid CD
-----------------	----	-------	---------	---	--------

Grand Wagoneer 4WD

A-8, 3.0L, 6cyl	17	14/20	\$4,050	3	P T SS
-----------------	----	-------	---------	---	--------

A-8, 6.4L, 8cyl	15	13/18	\$4,550	2	P CD
-----------------	----	-------	---------	---	------

Grand Wagoneer L 4WD

A-8, 3.0L, 6cyl	17	14/20	\$4,050	3	P T SS
-----------------	----	-------	---------	---	--------

Wagoneer 4WD

A-8, 3.0L, 6cyl	19	16/23	\$2,900	4	T SS
-----------------	----	-------	---------	---	------

Wagoneer L 4WD

A-8, 3.0L, 6cyl	19	16/23	\$2,900	4	T SS
-----------------	----	-------	---------	---	------

KIA

EV9 Long Range AWD

A-1	83	91/75	\$900	10	EV
-----	----	-------	-------	----	----

EV9 Long Range AWD GT-Line

A-1	80	88/72	\$950	10	EV
-----	----	-------	-------	----	----

LAMBORGHINI

Urus S

A-S8, 4.0L, 8cyl	16	14/19	\$4,300	3	P T CD SS
------------------	----	-------	---------	---	-----------

LAND ROVER

Defender 110

A-S8, 2.0L, 4cyl	19	18/20	\$3,600	4	P T SS
------------------	----	-------	---------	---	--------

A-S8, 5.0L, 8cyl	16	14/19	\$4,300	3	P S SS
------------------	----	-------	---------	---	--------

Defender 110 MHEV

A-S8, 3.0L, 6cyl	18	17/20	\$3,800	4	P MHEV SS
------------------	----	-------	---------	---	-----------

Defender 130 Outbound

A-S8, 3.0L, 6cyl	17	16/18	\$4,050	3	PR MHEV SS
------------------	----	-------	---------	---	------------

Defender 130 P300 MHEV

A-S8, 3.0L, 6cyl	18	17/20	\$3,800	4	P MHEV SS
------------------	----	-------	---------	---	-----------

Defender 130 P400 MHEV

A-S8, 3.0L, 6cyl	18	17/20	\$3,800	4	P MHEV SS
------------------	----	-------	---------	---	-----------

Manufacturer Model Configuration (trans, eng size, cyl)	MPG		Annual Fuel Cost	GHG Rating	Notes
	Comb	City/Hwy			

Defender 90

A-S8, 2.0L, 4cyl	19	18/21	\$3,600	4	P T SS
------------------	----	-------	---------	---	--------

A-S8, 5.0L, 8cyl	16	15/19	\$4,300	3	P S SS
------------------	----	-------	---------	---	--------

Defender 90 MHEV

A-S8, 3.0L, 6cyl	20	18/22	\$3,450	4	P MHEV SS
------------------	----	-------	---------	---	-----------

Discovery

A-S8, 2.0L, 4cyl	21	19/24	\$3,250	4	P T SS
------------------	----	-------	---------	---	--------

Discovery MHEV

A-S8, 3.0L, 6cyl	19	17/23	\$3,600	4	P MHEV SS
------------------	----	-------	---------	---	-----------

Range Rover LWB MHEV

A-S8, 4.4L, 8cyl	18	16/22	\$3,800	4	P T MHEV SS
------------------	----	-------	---------	---	-------------

Range Rover MHEV

A-S8, 4.4L, 8cyl	19	16/23	\$3,600	4	P T MHEV SS
------------------	----	-------	---------	---	-------------

Range Rover P360 LWB MHEV

A-S8, 3.0L, 6cyl	20	17/24	\$3,450	4	P MHEV SS
------------------	----	-------	---------	---	-----------

Range Rover P360 MHEV

A-S8, 3.0L, 6cyl	20	17/24	\$3,450	4	P MHEV SS
------------------	----	-------	---------	---	-----------

Range Rover P400 LWB MHEV

A-S8, 3.0L, 6cyl	20	18/24	\$3,450	4	P MHEV SS
------------------	----	-------	---------	---	-----------

Range Rover P400 MHEV

A-S8, 3.0L, 6cyl	20	18/24	\$3,450	4	P MHEV SS
------------------	----	-------	---------	---	-----------

Range Rover Sport MHEV

A-S8, 4.4L, 8cyl	19	16/23	\$3,600	4	P T MHEV SS
------------------	----	-------	---------	---	-------------

Range Rover Sport P360 MHEV

A-S8, 3.0L, 6cyl	21	18/24	\$3,250	4	P MHEV SS
------------------	----	-------	---------	---	-----------

Range Rover Sport P400 MHEV

A-S8, 3.0L, 6cyl	21	19/25	\$3,250	4	P MHEV SS
------------------	----	-------	---------	---	-----------

Range Rover Sport SVR MHEV

A-S8, 4.4L, 8cyl	18	16/22	\$3,800	4	P T MHEV SS
------------------	----	-------	---------	---	-------------

Range Rover SV LWB MHEV

A-S8, 4.4L, 8cyl	18	16/22	\$3,800	4	P T MHEV SS
------------------	----	-------	---------	---	-------------

Range Rover SV MHEV

A-S8, 4.4L, 8cyl	18	16/22	\$3,800	4	P T MHEV SS
------------------	----	-------	---------	---	-------------

LEXUS

GX 550

A-S10, 3.4L, 6cyl	17	15/21	\$4,050	3	P RT
-------------------	----	-------	---------	---	------

LX 600

A-S10, 3.4L, 6cyl	19	17/22	\$3,600	4	P RT SS
-------------------	----	-------	---------	---	---------

TX 350 AWD

A-S8, 2.4L, 4cyl	23	20/26	\$3,000	5	P RT SS
------------------	----	-------	---------	---	---------

TX 500h AWD

A-S6, 2.4L, 4cyl	27	27/28	\$2,550	5	P RT HEV SS
------------------	----	-------	---------	---	-------------

LINCOLN

Aviator AWD

A-S10, 3.0L, 6cyl	20	17/24	\$2,750	4	T PT4 SS
-------------------	----	-------	---------	---	----------

Navigator 4WD

A-S10, 3.5L, 6cyl	18	16/22	\$3,050	4	T PT4 SS
-------------------	----	-------	---------	---	----------

MASERATI

Levante GT

A-8, 3.0L, 6cyl	18	16/22	\$3,800	4	P RT SS
-----------------	----	-------	---------	---	---------

Manufacturer Model Configuration (trans, eng size, cyl)	MPG		Annual Fuel Cost	GHG Rating	Notes
	Comb	City/Hwy			
Levante Modena					
A-8, 3.0L, 6cyl	18	16/22	\$3,800	4	P R T SS
Levante Modena V8					
A-8, 3.8L, 8cyl	16	13/20	\$4,300	3	P R T SS
Levante Trofeo					
A-8, 3.8L, 8cyl	16	13/20	\$4,300	3	P R T SS
MAZDA					
CX-90 4WD					
A-S8, 3.3L, 6cyl	25	24/28	\$2,200	5	T MHEV
A-S8, 3.3L, 6cyl	25	23/28	\$2,750	5	P T MHEV
MERCEDES-BENZ					
AMG EQE 4matic Plus (SUV)					
A-1	74	77/71	\$1,000	10	EV SS
AMG G63					
A-9, 4.0L, 8cyl	14	13/16	\$4,900	2	P R T CD SS
AMG G63 4x4 Squared					
A-9, 4.0L, 8cyl	11	10/12	\$6,250	1	P R T
AMG GLE53 4matic Plus					
A-9, 3.0L, 6cyl	20	18/23	\$3,450	4	PR MHEV SS
AMG GLE53 4matic Plus Coupe					
A-9, 3.0L, 6cyl	20	18/22	\$3,450	4	PR MHEV SS
AMG GLE63 S 4matic Plus					
A-9, 4.0L, 8cyl	16	15/19	\$4,300	3	P R T CD MHEV SS
AMG GLE63 S 4matic Plus Coupe					
A-9, 4.0L, 8cyl	16	15/19	\$4,300	3	P R T CD MHEV SS
AMG GLS63 4matic Plus					
A-9, 4.0L, 8cyl	16	14/18	\$4,300	3	P R T CD MHEV SS
EQE 350 4matic (SUV)					
A-1	85	88/82	\$850	10	EV SS
EQE 500 4matic (SUV)					
A-1	86	88/83	\$850	10	EV SS
EQS 450 4matic (SUV)					
A-1	83	84/82	\$900	10	EV SS
EQS 580 4matic (SUV)					
A-1	83	85/81	\$900	10	EV SS
EQS 680 4matic Maybach (SUV)					
A-1	81	81/81	\$900	10	EV SS
A-1	76	75/77	\$1,000	10	EV SS
G550					
A-9, 4.0L, 8cyl	14	13/16	\$4,900	2	P R T CD SS
GLE450 4matic					
A-9, 3.0L, 6cyl	22	19/26	\$3,100	5	PR T MHEV SS
GLE580 4matic					
A-9, 4.0L, 8cyl	17	15/20	\$4,050	3	PR T CD MHEV SS
GLS450 4matic					
A-9, 3.0L, 6cyl	21	19/24	\$3,250	4	PR T MHEV SS
GLS580 4matic					
A-9, 4.0L, 8cyl	16	14/20	\$4,300	3	PR T CD MHEV SS
GLS600 4matic Maybach					
A-9, 4.0L, 8cyl	16	14/19	\$4,300	3	PR T CD MHEV SS

Manufacturer Model Configuration (trans, eng size, cyl)	MPG		Annual Fuel Cost	GHG Rating	Notes
	Comb	City/Hwy			
MITSUBISHI					
Outlander PHEV					
A-1, 2.4L, 4cyl			See page 37.		PHEV SS
NISSAN					
Armada 4WD					
A-S7, 5.6L, 8cyl	15	13/18	\$4,550	2	P
Pathfinder 4WD Platinum					
A-S9, 3.5L, 6cyl	22	20/25	\$2,500	5	SS
PORSCHE					
Cayenne					
A-S8, 3.0L, 6cyl	19	17/23	\$3,600	4	P R T SS
Cayenne Coupe					
A-S8, 3.0L, 6cyl	19	17/23	\$3,600	4	P R T SS
Cayenne S					
A-S8, 4.0L, 8cyl	17	15/21	\$4,050	3	P R T CD SS
Cayenne S Coupe					
A-S8, 4.0L, 8cyl	17	15/21	\$4,050	3	P R T CD SS
RIVIAN					
R1S All-Terrain Dual Large (20in)					
A-1	68	72/64	\$1,100	10	PT4 EV
R1S All-Terrain Dual Max (20in)					
A-1	73	78/67	\$1,050	10	PT4 EV
R1S All-Terrain Dual Standard Plus (20in)					
A-1	65	68/62	\$1,150	10	PT4 EV
R1S All-Terrain Performance Dual Large (20in)					
A-1	68	72/64	\$1,100	10	PT4 EV
R1S All-Terrain Performance Dual Max (20in)					
A-1	73	78/67	\$1,050	10	PT4 EV
R1S All-Terrain Quad Large (20 inch)					
A-1	63	65/60	\$1,200	10	EV
R1S AT Performance Dual Standard Plus (20in)					
A-1	65	68/62	\$1,150	10	PT4 EV
R1S Dual Large (21in)					
A-1	78	82/74	\$950	10	PT4 EV
R1S Dual Large (22in)					
A-1	75	80/71	\$1,000	10	PT4 EV
R1S Dual Max (21in)					
A-1	82	89/76	\$900	10	PT4 EV
R1S Dual Max (22in)					
A-1	78	84/72	\$950	10	PT4 EV
R1S Dual Standard (21in)					
A-1	75	78/71	\$1,000	10	PT4 EV
R1S Dual Standard (22in)					
A-1	70	74/66	\$1,100	10	PT4 EV
R1S Dual Standard Plus (21in)					
A-1	77	80/74	\$1,000	10	PT4 EV
R1S Dual Standard Plus (22in)					
A-1	72	76/68	\$1,050	10	PT4 EV
R1S Performance Dual Large (21in)					
A-1	78	82/74	\$950	10	PT4 EV

Manufacturer Model Configuration (trans, eng size, cyl)	MPG		Annual Fuel Cost	GHG Rating	Notes
	Comb	City/Hwy			
R1S Performance Dual Large (22in)					
A-1	75	80/71	\$1,000	10	PT4 EV
R1S Performance Dual Max (21in)					
A-1	82	89/76	\$900	10	PT4 EV
R1S Performance Dual Max (22in)					
A-1	78	84/72	\$950	10	PT4 EV
R1S Performance Dual Standard (22in)					
A-1	72	76/68	\$1,050	10	PT4 EV
R1S Performance Dual Standard Plus (21in)					
A-1	77	80/74	\$1,000	10	PT4 EV
R1S Quad Large (20in)					
A-1	64	69/60	\$1,200	10	EV
R1S Quad Large (21in)					
A-1	71	75/66	\$1,050	10	EV
R1S Quad Large (22in)					
A-1	68	73/63	\$1,100	10	EV

SUBARU

Ascent

AV-S8, 2.4L, 4cyl	22	20/26	\$2,500	5	T
-------------------	----	-------	---------	---	---

Ascent Limited/Touring/Onyx AWD

AV-S8, 2.4L, 4cyl	21	19/25	\$2,600	4	T
-------------------	----	-------	---------	---	---

TESLA

Model X

A-1	100	104/96	\$750	10	EV
-----	-----	--------	-------	----	----

Model X Plaid (20in wheels)

A-1	98	102/92	\$800	10	EV
-----	----	--------	-------	----	----

Model X Plaid (22in wheels)

A-1	90	94/86	\$850	10	EV
-----	----	-------	-------	----	----

TOYOTA

4Runner 4WD

A-S5, 4.0L, 6cyl	17	16/19	\$3,200	3	PT4
A-S5, 4.0L, 6cyl	17	16/19	\$3,200	3	

Grand Highlander AWD LE/XLE

A-S8, 2.4L, 4cyl	23	21/27	\$2,400	5	T SS
------------------	----	-------	---------	---	------

Grand Highlander AWD Limited/Platinum

A-S8, 2.4L, 4cyl	22	20/26	\$2,500	5	T SS
------------------	----	-------	---------	---	------

Grand Highlander Hybrid AWD

A-S6, 2.4L, 4cyl	27	26/27	\$2,050	5	T HEV SS
AV-S6, 2.5L, 4cyl	34	36/32	\$1,600	7	HEV SS

Highlander Hybrid AWD

AV-S6, 2.5L, 4cyl	35	35/35	\$1,550	7	HEV SS
-------------------	----	-------	---------	---	--------

Highlander Hybrid AWD LTD/PLAT

AV-S6, 2.5L, 4cyl	35	35/34	\$1,550	7	HEV SS
-------------------	----	-------	---------	---	--------

Land Cruiser

A-S8, 2.4L, 4cyl	23	22/25	\$3,000	5	PR T HEV SS
------------------	----	-------	---------	---	-------------

Sequoia 4WD

A-S10, 3.4L, 6cyl	20	19/22	\$2,750	4	T PT4 HEV SS
-------------------	----	-------	---------	---	--------------

VOLVO

XC90 B5 AWD

A-S8, 2.0L, 4cyl	24	22/27	\$2,850	5	PR T MHEV SS
------------------	----	-------	---------	---	--------------

Manufacturer Model Configuration (trans, eng size, cyl)	MPG		Annual Fuel Cost	GHG Rating	Notes
	Comb	City/Hwy			
XC90 B6 AWD					
A-S8, 2.0L, 4cyl	23	20/26	\$3,000	5	PR MHEV SS
XC90 T8 AWD Recharge					
A-S8, 2.0L, 4cyl	See page 37.				PR T PHEV SS

PLUG-IN HYBRID VEHICLES

Plug-in hybrid electric vehicles (PHEVs) are hybrids that can be charged by plugging them into an electrical outlet or charging station. Plug-in hybrids can store enough electricity from the power grid to significantly reduce their gasoline consumption under typical driving conditions.

There are two basic plug-in hybrid configurations:

- **Series PHEVs, also called Extended Range Electric Vehicles (EREVs).** The electric motor on these vehicles is the only power source that turns the wheels; the gasoline engine only generates electricity. Series PHEVs can run solely on electricity until the battery needs to be recharged. The gasoline engine will then generate the electricity needed to power the electric motor. For short trips, these vehicles may not use any gasoline.
- **Parallel or Blended PHEVs.** Both the engine and electric motor are mechanically connected to the wheels, and both may propel the vehicle. The vehicle may operate using both electricity and gasoline at the same time, using electricity only, or using gasoline only.

Plug-in hybrids also have different battery capacities, allowing some to travel farther on electricity than others. PHEV fuel economy, like that of EVs and regular hybrids, can be sensitive to driving style, driving conditions, and accessory use. When operating in pure electric mode, PHEVs emit no tailpipe pollutants, although the power plant producing the electricity may emit pollution.

Charging a PHEV's battery typically takes several hours. They can be charged at home or at an increasing number of workplaces or public locations. However, PHEVs don't have to be plugged in to be driven. They can be fueled solely with gasoline, like a conventional hybrid, but they will not achieve maximum range or fuel economy without charging.

Plug-in hybrids use less gasoline and cost less to fuel than conventional hybrids, but they are more expensive to purchase.

A federal income tax credit of up to \$7,500 is currently available to consumers purchasing a qualifying plug-in hybrid. State and/or local incentives may also apply. For additional information on PHEVs, including tax incentives, visit [fueleconomy.gov](https://www.fueleconomy.gov).



Manufacturer, Model, Trans, Eng Size, Cyl, Electric Motor	Fuel	Fuel Economy Combined MPGe	Range (miles)	Total Range* (miles)	Charge Time (hrs @ 240 V)	Annual Fuel Cost	GHG Rating
		Comb / City / Hwy MPG					
TWO-SEATER CARS							
FERRARI							
SF90 Spider							
AM-8, 3.9L, 8cyl, 99, 99 and 150 kW PMSM	Electricity + Gasoline	44 MPGe ([77kWh + 0 gal]/100 mi)†	8	330	2.5	\$3,450	5
	Premium Gasoline	17 / 16 / 19	320				
SF90 Stradale							
AM-8, 3.9L, 8cyl, 99, 99 and 150 kW PMSM	Electricity + Gasoline	51 MPGe ([66kWh + 0 gal]/100 mi)†	9	340	2.5	\$3,350	5
	Premium Gasoline	18 / 16 / 20	330				
COMPACT CARS							
BMW							
330e Sedan							
A-S8, 2.0L, 4cyl, 80 kW PMSM	Electricity + Gasoline	73 MPGe ([48kWh + 0 gal]/100 mi)†	22	310	3	\$1,800	8
	Premium Gasoline	27 / 24 / 32	291				
330e xDrive Sedan							
A-S8, 2.0L, 4cyl, 80 kW PMSM	Electricity + Gasoline	68 MPGe ([45kWh + 0 gal]/100 mi)†	20	300	3	\$1,900	8
	Premium Gasoline	26 / 22 / 32	281				
VOLVO							
S60 T8 AWD Recharge							
A-S8, 2.0L, 4cyl, 34 kW 3-phase Sync.	Electricity + Gasoline	74 MPGe ([44kWh + 0.1 gal]/100 mi)	40	530	5	\$1,400	10
	Premium Gasoline	31 / 30 / 33	492				
MIDSIZE CARS							
BENTLEY							
Flying Spur Hybrid							
AM-S8, 2.9L, 6cyl, 103 kW AC Induction	Electricity + Gasoline	46 MPGe ([74kWh + 0 gal]/100 mi)†	21	430	3	\$2,700	7
	Premium Gasoline	19 / 17 / 22	406				
TOYOTA							
Prius Prime							
AV, 2.0L, 4cyl, 120 kW AC Induction	Electricity + Gasoline	114 MPGe ([29kWh + 0 gal]/100 mi)†	40	550	4	\$800	10
	Gasoline	48 / 50 / 47	513				
Prius Prime SE							
AV, 2.0L, 4cyl, 120 kW AC Induction	Electricity + Gasoline	127 MPGe ([26kWh + 0 gal]/100 mi)†	45	600	4	\$700	10
	Gasoline	52 / 53 / 51	553				
MINIVANS 2WD							
CHRYSLER							
Pacifica Hybrid							
AV, 3.6L, 6cyl, 89 kW AC Induction	Electricity + Gasoline	82 MPGe ([41kWh + 0 gal]/100 mi)†	32	550	2	\$1,300	9
	Gasoline	30 / 29 / 30	520				
SMALL SPORT UTILITY VEHICLES 4WD							
ALFA ROMEO							
Tonale eAWD							
A-6, 1.3L, 4cyl, 89 kW AC Induction	Electricity + Gasoline	77 MPGe ([44kWh + 0 gal]/100 mi)†	33	360	4	\$1,350	9
	Gasoline	29 / 29 / 29	323				
DODGE							
Hornet PHEV AWD							
A-6, 1.3L, 4cyl, 89 kW AC Induction	Electricity + Gasoline	77 MPGe ([44kWh + 0 gal]/100 mi)†	33	360	4	\$1,350	9
	Gasoline	29 / 29 / 29	323				

Manufacturer, Model, Trans, Eng Size, Cyl, Electric Motor	Fuel	Fuel Economy Combined MPGe	Range (miles)	Total Range* (miles)	Charge Time (hrs @ 240 V)	Annual Fuel Cost	GHG Rating
		Comb / City / Hwy MPG					
HYUNDAI							
Tucson Plug-in Hybrid							
AM-S6, 1.6L, 4cyl, 67 kW PMSM	Electricity + Gasoline	80 MPGe ([42kWh + 0 gal]/100 mi)†	33	420	1.7	\$1,200	9
	Gasoline	35 / 35 / 35	389				
JEEP							
Wrangler 4dr 4xe							
A-8, 2.0L, 4cyl, 100 kW AC Induction	Electricity + Gasoline	49 MPGe ([68kWh + 0 gal]/100 mi)†	22	370	2.4	\$2,150	7
	Gasoline	20 / 20 / 20	346				
KIA							
Sorento Plug-in Hybrid							
AM-S6, 1.6L, 4cyl, 67 kW PMSM	Electricity + Gasoline	79 MPGe ([43kWh + 0 gal]/100 mi)†	32	460	3.4	\$1,200	9
	Gasoline	34 / 35 / 33	423				
Sportage Plug-in Hybrid							
AM-S6, 1.6L, 4cyl, 67 kW IPMSM	Electricity + Gasoline	84 MPGe ([40kWh + 0 gal]/100 mi)†	34	430	2	\$1,150	10
	Gasoline	35 / 36 / 35	393				
LEXUS							
NX 450h Plus AWD							
AV-S6, 2.5L, 4cyl, 40 and 134 kW AC Induction	Electricity + Gasoline	84 MPGe ([40kWh + 0 gal]/100 mi)†	37	550	4.5	\$1,250	10
	Premium Gasoline	36 / 38 / 33	517				
TOYOTA							
RAV4 Prime 4WD							
AV-S6, 2.5L, 4cyl, 40 and 134 kW AC Induction	Electricity + Gasoline	94 MPGe ([36kWh + 0 gal]/100 mi)†	42	600	4.5	\$1,000	10
	Gasoline	38 / 40 / 36	555				
VOLVO							
XC60 T8 AWD Recharge							
A-S8, 2.0L, 4cyl, 34 kW 3-phase Sync.	Electricity + Gasoline	63 MPGe ([50kWh + 0.1 gal]/100 mi)	36	560	5	\$1,650	9
	Premium Gasoline	28 / 28 / 28	521				
STANDARD SPORT UTILITY VEHICLES 4WD							
BMW							
XM							
A-S8, 4.4L, 8cyl, 145 kW PMSM	Electricity + Gasoline	46 MPGe ([73kWh + 0 gal]/100 mi)†	31	300	7	\$2,950	7
	Premium Gasoline	14 / 12 / 17	268				
JEEP							
Grand Cherokee 4xe							
A-8, 2.0L, 4cyl, 100 kW AC Induction	Electricity + Gasoline	56 MPGe ([58kWh + 0 gal]/100 mi)†	26	470	3.4	\$1,800	8
	Gasoline	23 / 23 / 24	447				
MITSUBISHI							
Outlander PHEV							
A-1, 2.4L, 4cyl, 85 and 100 kW DCPM	Electricity + Gasoline	64 MPGe ([52kWh + 0 gal]/100 mi)†	38	420	6.5	\$1,500	9
	Gasoline	26 / 25 / 27	386				
VOLVO							
XC90 T8 AWD Recharge							
A-S8, 2.0L, 4cyl, 34 and 107 kW 3-phase Sync.	Electricity + Gasoline	58 MPGe ([55kWh + 0.1 gal]/100 mi)	33	530	5	\$1,800	9
	Premium Gasoline	27 / 26 / 27	499				

NOTES AND ABBREVIATIONS:

*.....Total range includes operation on both electricity and gasoline and is rounded to the nearest 10 miles.

†.....This vehicle did not use any gasoline during charge-depleting (electric) operation during EPA city and highway tests; however, you may use both gasoline and electricity during charge-depleting operation following a full charge.

3-phase Sync.....3-phase synchronous motor

AC..... Alternating current induction motor

DCPM..... Direct current permanent magnet motor

IPMSM..... Interior permanent magnet synchronous motor

MPGe..... Miles per gallon gasoline equivalent

MPK..... Miles per kilogram

PMSM..... Permanent magnet synchronous motor

ALL-ELECTRIC VEHICLES

All-electric vehicles (EVs) are propelled by one or more electric motors powered by a rechargeable battery. EVs are energy efficient and emit no tailpipe pollutants, although the power plant producing the electricity may emit pollution.

Electric motors have several performance benefits. They are quiet, have instant torque for quick acceleration, enable regenerative braking, and require less maintenance than internal combustion engines.

Current EVs typically have a shorter driving range than comparable gasoline or hybrid vehicles, and their range is more sensitive to driving style, driving conditions, and accessory use. Fully recharging the battery can take several hours—though a “fast charge” to 80% capacity may take as little as 30 minutes. Charging options outside

the home are expanding. More than 59,000 public charging stations with over 150,000 charging ports are available, along with more than 1,600 workplace charging stations with over 10,300 charging ports. EVs are typically more expensive than comparable conventional vehicles and hybrids due to the cost of the large battery. However, as manufacturers continue to improve the driving range and reduce the cost of these vehicles, they are becoming more practical and affordable for a wider range of consumers.

A federal income tax credit of up to \$7,500 is currently available to consumers purchasing a qualifying EV. State and/or local incentives may also apply. For additional information on EVs, including tax incentives, visit [fueleconomy.gov](https://www.fueleconomy.gov).



Model	Motor	Battery Type	Fuel Economy (comb/city/hwy)		Driving Range* (miles)	Charge Time (hrs @ 240 V)	Annual Fuel Cost	GHG Rating
			MPGe	kWh/100 mi				
MINICOMPACT CARS								
FIAT								
500e	87 kW DCPM	Li-Ion	116/127/104	29/27/32	149	6.2	\$650	10
500e All Season	87 kW DCPM	Li-Ion	110/121/100	31/28/34	141	6.2	\$700	10
SUBCOMPACT CARS								
BMW								
i4 eDrive35 Gran Coupe (18 inch Wheels)	250 kW EESM	Li-Ion	120/122/119	28/28/28	276	7	\$650	10
i4 eDrive35 Gran Coupe (19 inch Wheels)	250 kW EESM	Li-Ion	110/111/107	31/30/31	252	7	\$700	10
i4 eDrive40 Gran Coupe (18 inch Wheels)	250 kW EESM	Li-Ion	109/109/108	31/31/31	301	8	\$700	10
i4 eDrive40 Gran Coupe (19 inch Wheels)	250 kW EESM	Li-Ion	100/100/99	34/34/34	283	8	\$750	10
i4 M50 Gran Coupe (19 inch wheels)	230 kW EESM	Li-Ion	95/94/98	35/36/35	269	8	\$800	10
i4 M50 Gran Coupe (20 inch wheels)	230 kW EESM	Li-Ion	80/79/80	42/43/42	227	8	\$950	10
i4 xDrive40 Gran Coupe (18 inch Wheels)	230 kW EESM	Li-Ion	109/107/111	31/31/30	307	8	\$700	10
i4 xDrive40 Gran Coupe (19 inch Wheels)	190 kW EESM	Li-Ion	99/98/100	34/35/34	279	8	\$750	10
MASERATI								
Grancabrio Folgore	275, 275 and 275 kW DCPM	Li-Ion	82/84/80	41/40/42	233	17	\$950	10
Granturismo Folgore	275, 275 and 275 kW DCPM	Li-Ion	87/90/85	39/38/40	242	12.7	\$850	10
MINI								
Cooper SE Hardtop 2 door	135 kW DCPM	Li-Ion	110/119/100	31/28/34	114	4	\$700	10
COMPACT CARS								
BMW								
i5 eDrive40 Sedan (19 inch Wheels)	250 kW EESM	Li-Ion	105/104/105	32/32/32	295	8	\$700	10
i5 eDrive40 Sedan (20 inch Wheels)	250 kW EESM	Li-Ion	99/99/98	34/34/35	278	8	\$750	10
i5 eDrive40 Sedan (21 inch Wheels)	250 kW EESM	Li-Ion	96/97/94	35/35/36	270	8	\$800	10
i5 M60 xDrive Sedan (19 inch Wheels)	190 kW EESM	Li-Ion	91/90/93	37/38/36	256	8	\$850	10
i5 M60 xDrive Sedan (20 inch Wheels)	190 kW EESM	Li-Ion	89/89/90	38/38/38	248	8	\$850	10
i5 M60 xDrive Sedan (21 inch Wheels)	190 kW EESM	Li-Ion	85/85/86	40/40/39	240	8	\$900	10
PORSCHE								
Taycan 4S Performance Battery	150 and 254 kW ACPM	Li-Ion	82/82/82	41/41/41	206	9.5	\$900	10
Taycan 4S Performance Battery Plus	150 and 234 kW ACPM	Li-Ion	80/79/81	42/43/42	235	10.5	\$950	10
Taycan GTS	234 kW ACPM	Li-Ion	83/83/82	41/40/41	246	10.5	\$900	10
Taycan GTS Sport Turismo	254 kW ACPM	Li-Ion	80/80/80	42/42/42	233	10.5	\$950	10
Taycan Performance Battery	280 kW ACPM	Li-Ion	83/79/88	41/43/38	208	9.5	\$900	10
Taycan Performance Battery Plus	280 kW ACPM	Li-Ion	82/78/88	41/43/38	242	10.5	\$950	10
Taycan Turbo	235 kW ACPM	Li-Ion	81/81/80	42/41/42	238	10.5	\$950	10
Taycan Turbo S	254 kW ACPM	Li-Ion	75/76/74	45/44/46	222	10.5	\$1,000	10
ROLLS-ROYCE								
Spectre (22 inch wheels)	190 and 360 kW EESM	Li-Ion	81/77/86	41/43/39	291	11	\$950	10
Spectre (23 inch wheels)	190 and 360 kW EESM	Li-Ion	74/71/79	45/48/43	266	11	\$1,000	10
Spectre Black Badge (22 inch wheels)	190 and 360 kW EESM	Li-Ion	78/74/84	43/46/40	280	11	\$950	10
Spectre Black Badge (23 inch wheels)	190 and 360 kW EESM	Li-Ion	73/71/77	46/48/44	264	11	\$1,050	10
MIDSIZE CARS								
AUDI								
e-tron GT	175 kW PMSM 3-Phase	Li-Ion	85/85/85	40/40/40	249	10.5	\$900	10
RS e-tron GT	175 kW PMSM 3-Phase	Li-Ion	85/85/85	40/40/40	249	10.5	\$900	10
GENESIS								
Electrified G80	136 and 136 kW PMSM	Li-Ion	97/105/89	35/32/38	282	9	\$800	10
HYUNDAI								
Ioniq 6 Long range AWD (18 inch Wheels)	165 kW PMSM	Li-Ion	121/130/111	27/25/30	316	7.5	\$600	10
Ioniq 6 Long range AWD (20 inch Wheels)	165 kW PMSM	Li-Ion	103/111/94	33/30/36	270	7.5	\$750	10
Ioniq 6 Long range RWD (18 inch Wheels)	168 kW PMSM	Li-Ion	140/153/127	24/22/26	361	7.5	\$550	10
Ioniq 6 Long range RWD (20 inch Wheels)	168 kW PMSM	Li-Ion	117/129/105	27/25/31	305	7.5	\$600	10
Ioniq 6 Standard Range RWD	111 kW PMSM	Li-Ion	135/151/120	24/22/27	240	6.1	\$550	10

Model	Motor	Battery Type	Fuel Economy (comb/city/hwy)		Driving Range* (miles)	Charge Time (hrs @ 240 V)	Annual Fuel Cost	GHG Rating
			MPGe	kWh/100 mi				
MERCEDES-BENZ								
AMG EQE 4matic Plus	165 and 165 kW ACPM 3-Phase	Li-Ion	73/73/74	46/46/46	230	10.5	\$1,050	10
EQE 350 4matic	72 and 144 kW ACPM 6-Phase	Li-Ion	90/86/96	37/39/35	280	10.5	\$850	10
EQE 350 Plus	215 kW ACPM 6-Phase	Li-Ion	96/98/94	35/35/36	298	10.5	\$800	10
EQE 500 4matic	100 and 200 kW ACPM 6-Phase	Li-Ion	96/98/94	35/35/36	298	10.5	\$800	10
NISSAN								
LEAF	110 kW DCPM	Li-Ion	111/123/99	30/27/34	149	8	\$700	10
LEAF SV	160 kW DCPM	Li-Ion	109/121/98	31/28/34	212	11	\$700	10
POLESTAR								
2 Dual Motor (19 Inch Wheels)	200 kW ACPM	Li-Ion	106/112/100	32/30/34	276	8	\$700	10
2 Dual Motor (20 Inch Wheels)	135 kW AC Induction	Li-Ion	102/108/96	32/30/34	266	8	\$700	10
2 Dual Motor Performance Pack	110 kW AC Induction	Li-Ion	95/100/90	32/30/34	247	8	\$700	10
2 Single Motor (19 Inch Wheels)	220 kW ACPM	Li-Ion	115/124/106	29/27/32	320	8	\$650	10
2 Single Motor (20 Inch Wheels)	135 kW AC Induction	Li-Ion	111/119/102	29/27/32	307	8	\$650	10
PORSCHE								
Taycan 4 Cross Turismo	234 and 235 kW ACPM	Li-Ion	80/80/80	42/42/42	235	10.5	\$950	10
Taycan 4S Cross Turismo	190 and 235 kW ACPM	Li-Ion	78/78/78	43/43/43	230	10.5	\$950	10
Taycan Turbo Cross Turismo	234 kW ACPM	Li-Ion	79/80/78	43/42/43	233	10.5	\$950	10
Taycan Turbo S Cross Turismo	235 kW ACPM	Li-Ion	75/76/74	45/44/46	222	10.5	\$1,000	10
TESLA								
Model 3 Long Range AWD	84 and 191 kW ACPM 3-Phase	Li-Ion	130/137/124	26/25/27	342	9.4	\$600	10
Model 3 RWD	192 kW ACPM 3-Phase	Li-Ion	132/140/125	25/24/27	272	10.5	\$550	10

LARGE CARS

BMW								
i7 eDrive50 Sedan (19 inch Wheels)	335 kW EESM	Li-Ion	90/87/95	37/39/35	321	11	\$850	10
i7 eDrive50 Sedan (20 inch Wheels)	335 kW EESM	Li-Ion	86/83/90	39/40/37	301	11	\$900	10
i7 eDrive50 Sedan (21 inch Wheels)	335 kW EESM	Li-Ion	88/86/92	38/39/37	311	11	\$850	10
i7 M70 xDrive Sedan (20 inch Wheels)	360 kW EESM	Li-Ion	77/74/80	44/46/42	274	11	\$1,000	10
i7 M70 xDrive Sedan (21 inch Wheels)	190 kW EESM	Li-Ion	81/79/85	42/43/40	291	11	\$950	10
i7 xDrive60 Sedan (19 inch wheels)	190 kW EESM	Li-Ion	90/87/93	38/39/36	317	11	\$850	10
i7 xDrive60 Sedan (20 inch wheels)	190 kW EESM	Li-Ion	84/82/87	40/41/39	298	11	\$900	10
i7 xDrive60 Sedan (21 inch wheels)	190 kW EESM	Li-Ion	88/86/91	38/39/37	307	11	\$850	10
LUCID								
Air G Touring XR AWD with 20 inch wheels	178 and 433kW ACPM	Li-Ion	121/123/119	28/27/28	485	13	\$650	10
Air G Touring XR AWD with 21 inch wheels	178 and 433kW ACPM	Li-Ion	113/115/111	30/29/30	450	13	\$650	10
Air G Touring XR AWD with 19 inch wheels	178 and 433kW ACPM	Li-Ion	129/130/128	26/26/26	516	13	\$600	10
Air Pure RWD with 19 inch wheels	330 kW ACPM	Li-Ion	137/140/134	25/24/25	419	10	\$550	10
Air Pure RWD with 20 inch wheels	330 kW ACPM	Li-Ion	130/134/126	26/25/27	394	10	\$600	10
Air Sapphire AWD	310, 310 and 330 kW ACPM	Li-Ion	105/108/101	32/31/33	427	13	\$700	10
Air Touring AWD with 19 inch wheels	178 and 433kW ACPM	Li-Ion	133/135/131	25/25/26	411	10	\$550	10
Air Touring AWD with 20 inch wheels	178 and 433kW ACPM	Li-Ion	123/125/120	27/27/28	382	10	\$600	10
Air Touring AWD with 21 inch wheels	178 and 433kW ACPM	Li-Ion	118/121/114	29/28/29	365	10	\$650	10
MERCEDES-BENZ								
AMG EQS 4matic Plus	310 and 310 kW ACPM 6-Phase	Li-Ion	82/79/85	41/42/39	305	12.8	\$900	10
EQS 450 4matic	135 and 135 kW ACPM 3-Phase	Li-Ion	95/93/98	35/36/34	345	12.8	\$800	10
EQS 450 Plus	265 kW ACPM 6-Phase	Li-Ion	96/95/98	35/36/34	352	12.5	\$800	10
EQS 580 4matic	265 and 265 kW ACPM 6-Phase	Li-Ion	96/95/98	35/36/34	345	11.5	\$800	10
TESLA								
Model S	247 and 247 kW ACPM 3-Phase	Li-Ion	122/127/116	28/27/29	402	15	\$600	10
Model S Plaid (19in wheels)	250, 250 and 250 kW ACPM 3-Phase	Li-Ion	107/111/103	31/30/33	359	15	\$700	10
Model S Plaid (21in wheels)	250, 250 and 250 kW ACPM 3-Phase	Li-Ion	96/100/91	35/34/37	320	15	\$800	10

Model	Motor	Battery Type	Fuel Economy (comb/city/hwy)		Driving Range* (miles)	Charge Time (hrs @ 240 V)	Annual Fuel Cost	GHG Rating
			MPGe	kWh/100 mi				

SMALL STATION WAGONS

NISSAN

ARIYA ENGAGE e-4ORCE 63kWh	160 and 160 AC 3-phase	Li-Ion	95/101/89	35/33/38	205	10	\$800	10
ARIYA ENGAGE FWD 63kWh	160 AC 3-phase	Li-Ion	101/109/94	33/31/36	216	10	\$750	10
ARIYA ENGAGE+/EVOLVE+ e-4ORCE 87kWh	160 and 160 AC 3-phase	Li-Ion	92/97/86	37/35/39	272	13	\$800	10
ARIYA EVOLVE+/EMPOWER+ FWD 87kWh	178 AC 3-phase	Li-Ion	98/105/91	34/32/37	289	14	\$750	10
ARIYA PLATINUM+ e-4ORCE 87kWh 19in. Wheels	160 and 160 AC 3-phase	Li-Ion	90/93/87	37/36/39	267	14	\$850	10
ARIYA PLATINUM+ e-4ORCE 87kWh 20in. Wheels	160 and 160 AC 3-phase	Li-Ion	87/89/84	39/38/40	257	14	\$850	10
ARIYA VENTURE Plus FWD 87kWh	178 AC 3-phase	Li-Ion	103/111/95	33/30/36	304	14	\$750	10

STANDARD PICKUP TRUCKS 4WD

CHEVROLET

Silverado EV	191 kW ACPM	Li-Ion	63/67/59	53/50/57	450	12.7	\$1,200	10
Silverado EV	189 and 189 kW ACPM	Li-Ion	67/72/62	51/47/55	393	11	\$1,150	10

FORD

F-150 Lightning 4WD	358 and 358 kW AC PMSM	Li-Ion	68/76/61	49/44/49	240	11.9	\$1,100	10
F-150 Lightning 4WD Extended Range	210 and 210 kW AC PMSM	Li-Ion	70/78/63	48/43/48	320	14.6	\$1,100	10
F-150 Lightning Platinum 4WD	210 and 210 kW AC PMSM	Li-Ion	66/73/60	51/46/51	300	14.6	\$1,150	10
F-150 Lightning PRO 4WD Extended Range	210 and 210 kW AC PMSM	Li-Ion	70/78/63	48/43/48	320	10.1	\$1,100	10

GMC

Hummer EV Pickup	214 kW PMSM	Li-Ion	53/59/48	63/58/71	314	10.5	\$1,450	10
Hummer EV Pickup MT Tires	214 kW PMSM	Li-Ion	50/55/45	63/57/70	298	10.5	\$1,400	10

RIVIAN

R1T All-Terrain Dual Large (20in)	208 and 208 kW ACPM	Li-Ion	68/72/64	49/47/52	307	13	\$1,100	10
R1T All-Terrain Dual Max (20in)	208 and 208 kW ACPM	Li-Ion	73/78/67	46/43/50	355	14.5	\$1,050	10
R1T All-Terrain Dual Standard Plus (20in)	208 and 208 kW ACPM	Li-Ion	65/68/62	52/49/54	277	12.5	\$1,150	10
R1T All-Terrain Performance Dual Large (20in)	208 and 208 kW ACPM	Li-Ion	68/72/64	49/47/52	307	13	\$1,100	10
R1T All-Terrain Performance Dual Max (20in)	208 and 208 kW ACPM	Li-Ion	73/78/67	46/43/50	355	14.5	\$1,050	10
R1T All-Terrain Quad Large (20in)	162, 162, 162 and 162 kW AC 3-Phase	Li-Ion	63/65/60	54/52/56	274	13	\$1,200	10
R1T AT Performance Dual Standard Plus (20in)	208 and 208 kW ACPM	Li-Ion	65/68/62	52/49/54	277	12.5	\$1,150	10
R1T Dual Large (21in)	208 and 208 kW ACPM	Li-Ion	78/82/74	43/41/46	352	13	\$950	10
R1T Dual Large (22in)	208 and 208 kW ACPM	Li-Ion	76/80/71	44/42/48	341	13	\$1,000	10
R1T Dual Max (21in)	208 and 208 kW ACPM	Li-Ion	84/91/77	40/37/43	410	14.5	\$900	10
R1T Dual Max (22in)	208 and 208 kW ACPM	Li-Ion	78/84/72	43/40/47	380	14.5	\$950	10
R1T Dual Standard (21in)	208 and 208 kW ACPM	Li-Ion	75/78/71	45/43/48	270	11.5	\$1,000	10
R1T Dual Standard (22in)	208 and 208 kW ACPM	Li-Ion	70/74/66	48/46/51	255	11.5	\$1,100	10
R1T Dual Standard Plus (21in)	208 and 208 kW ACPM	Li-Ion	77/80/74	44/42/46	315	12.5	\$1,000	10
R1T Dual Standard Plus (22in)	208 and 208 kW ACPM	Li-Ion	72/76/68	47/45/49	300	12.5	\$1,050	10
R1T Performance Dual Large (21in)	208 and 208 kW ACPM	Li-Ion	78/82/74	43/41/46	352	13	\$950	10
R1T Performance Dual Large (22in)	208 and 208 kW ACPM	Li-Ion	76/80/71	44/42/48	341	13	\$1,000	10
R1T Performance Dual Max (21in)	208 and 208 kW ACPM	Li-Ion	84/91/77	40/37/43	410	14.5	\$900	10
R1T Performance Dual Max (22in)	208 and 208 kW ACPM	Li-Ion	78/84/72	43/40/47	380	14.5	\$950	10
R1T Performance Dual Standard Plus (21in)	208 and 208 kW ACPM	Li-Ion	77/80/74	44/42/46	315	12.5	\$1,000	10
R1T Performance Dual Standard Plus (22in)	208 and 208 kW ACPM	Li-Ion	72/76/68	47/45/49	300	12.5	\$1,050	10
R1T Quad Large (20in)	162, 162, 162 and 162 kW AC 3-Phase	Li-Ion	64/69/60	52/49/56	289	13	\$1,200	10
R1T Quad Large (21in)	162, 162, 162 and 162 kW AC 3-Phase	Li-Ion	73/76/69	46/44/49	328	13	\$1,050	10
R1T Quad Large (22in)	162, 162, 162 and 162 kW AC 3-Phase	Li-Ion	68/73/63	49/46/53	303	13	\$1,100	10

SPECIAL PURPOSE VEHICLES 4WD

VINFAST

VF 9 Eco	300 kW ACPM 3-Phase	Li-Ion	75/79/71	45/43/47	330	15	\$1,000	10
VF 9 Plus	260 kW ACPM 3-Phase	Li-Ion	69/71/66	49/47/51	291	15	\$1,100	10

Model	Motor	Battery Type	Fuel Economy (comb/city/hwy)		Driving Range* (miles)	Charge Time (hrs @ 240 V)	Annual Fuel Cost	GHG Rating
			MPGe	kWh/100 mi				
SMALL SPORT UTILITY VEHICLES 2WD								
CADILLAC								
LYRIQ	255 kW PMSM	Li-Ion	88/95/82	38/36/41	314	6.5	\$850	10
CHEVROLET								
Blazer EV RWD	255 kW ACPM	Li-Ion	92/99/84	37/34/40	324	11	\$800	10
Equinox EV FWD	180 kW ACPM	Li-Ion	108/117/99	31/29/34	319	9.4	\$700	10
FORD								
Mustang Mach-E RWD	197 kW AC PMSM	Li-Ion	102/106/98	33/32/33	250	7.1	\$750	10
Mustang Mach-E RWD Extended	216 kW AC PMSM	Li-Ion	106/111/100	32/30/32	320	10.1	\$700	10
GENESIS								
GV60 Standard	168 kW PMSM	Li-Ion	112/125/99	30/27/34	294	7.2	\$700	10
HYUNDAI								
Ioniq 5 Long range RWD	168 kW PMSM	Li-Ion	114/132/98	29/25/34	303	8.5	\$650	10
Ioniq 5 Standard range RWD	125 kW PMSM	Li-Ion	110/127/94	30/26/35	220	6.3	\$700	10
Kona Electric Long Range	150 kW PMSM	Li-Ion	116/129/103	29/26/33	261	6.7	\$650	10
Kona Electric Standard Range	99 kW PMSM	Li-Ion	118/131/105	29/26/32	200	5.1	\$650	10
KIA								
EV6 Long Range RWD	186 kW PMSM	Li-Ion	117/134/101	28/24/32	310	8.7	\$650	10
EV6 Standard Range RWD	125 kW PMSM	Li-Ion	117/136/100	28/24/33	232	6.3	\$650	10
Niro Electric	150 kW PMSM	Li-Ion	113/126/101	29/26/33	253	7.5	\$650	10
LEXUS								
RZ 300e (18 inch wheels)	150 kW AC Synchronous	Li-Ion	125/137/112	27/24/30	266	11	\$600	10
RZ 300e (20 inch wheels)	150 kW AC Synchronous	Li-Ion	105/114/96	31/29/35	224	11	\$700	10
MERCEDES-BENZ								
EQB 250 Plus	140 kW ACPM 3-Phase	Li-Ion	107/114/100	31/30/34	251	8.2	\$700	10
TOYOTA								
bZ4X	150 kW AC Synchronous	Li-Ion	119/131/107	28/26/31	252	11	\$650	10
bZ4X Limited	150 kW AC Synchronous	Li-Ion	112/121/102	30/28/33	236	11	\$700	10
VOLKSWAGEN								
ID.4	210 kW AC 3-Phase	Li-Ion	107/115/98	32/29/34	206	6	\$700	10
ID.4 Pro	209 kW AC 3-Phase	Li-Ion	113/122/104	30/28/33	291	8	\$650	10
ID.4 Pro S	210 kW AC 3-Phase	Li-Ion	113/122/104	30/28/33	291	8	\$650	10
ID.4 S	210 kW AC 3-Phase	Li-Ion	107/115/98	32/29/34	206	6	\$700	10
VOLVO								
C40 Recharge	110 kW AC Induction	Li-Ion	107/118/96	31/29/35	297	8	\$700	10
XC40 Recharge	220 kW ACPM	Li-Ion	106/118/95	32/29/35	293	8	\$700	10

SMALL SPORT UTILITY VEHICLES 4WD

CADILLAC								
LYRIQ AWD	155 kW ACPM	Li-Ion	89/96/81	38/35/42	307	6.7	\$850	10
CHEVROLET								
Blazer EV AWD	67 and 67 kW AC Induction	Li-Ion	96/103/88	35/33/38	279	9.5	\$800	10
Equinox EV AWD	67 and 180 kW AC Induction	Li-Ion	96/101/90	35/33/37	285	9.5	\$800	10
FORD								
Mustang Mach-E AWD	198 and 198 kW AC PMSM	Li-Ion	91/95/88	37/36/37	230	7.5	\$850	10
Mustang Mach-E AWD Extended	78 and 210 kW AC PMSM	Li-Ion	99/103/94	34/33/34	300	10	\$750	10
Mustang Mach-E GT	210 and 210 kW AC PMSM	Li-Ion	90/95/85	37/35/37	280	9.9	\$850	10
Mustang Mach-E Rally	210 and 210 kW AC PMSM	Li-Ion	86/90/81	39/37/39	265	10.2	\$900	10
GENESIS								
Electrified GV70	160 kW PMSM	Li-Ion	91/98/83	37/34/41	236	7.9	\$850	10
GV60 Advanced (19 inch Wheels)	74 kW PMSM	Li-Ion	100/110/90	33/30/37	264	7.2	\$750	10
GV60 Advanced (20 inch Wheels)	160 kW PMSM	Li-Ion	95/103/86	35/33/39	248	7.2	\$800	10
GV60 PERFORMANCE	160 kW PMSM	Li-Ion	90/97/82	37/34/40	235	7.2	\$850	10

Model	Motor	Battery Type	Fuel Economy (comb/city/hwy)		Driving Range* (miles)	Charge Time (hrs @ 240 V)	Annual Fuel Cost	GHG Rating
			MPGe	kWh/100 mi				
HYUNDAI								
Ioniq 5 Long range AWD	165 kW PMSM	Li-Ion	99/110/88	34/31/38	260	8.5	\$750	10
JAGUAR								
I-Pace EV400 (20 inch tires)	147 kW PMSM	Li-Ion	85/89/82	39/38/41	246	13	\$900	10
I-Pace EV400 (22 inch tires)	147 kW PMSM	Li-Ion	76/79/72	45/43/47	217	13	\$1,000	10
KIA								
EV6 AWD GT	160 kW PMSM	Li-Ion	83/88/77	39/37/42	218	7.7	\$850	10
EV6 Long Range AWD (19 inch Wheels)	165 kW PMSM	Li-Ion	109/120/98	31/28/35	282	8.4	\$700	10
EV6 Long Range AWD (20 inch Wheels)	165 kW PMSM	Li-Ion	96/106/86	34/31/38	252	8.4	\$750	10
LEXUS								
RZ 450e AWD (18 inch wheels)	80 and 150 kW AC Synchronous	Li-Ion	107/115/98	31/29/34	220	10	\$700	10
RZ 450e AWD (20 inch wheels)	80 and 150 kW AC Synchronous	Li-Ion	95/102/87	35/32/38	196	10	\$800	10
MERCEDES-BENZ								
EQB 350 4matic	72 and 96 kW ACPM 3-Phase	Li-Ion	87/89/85	39/38/40	207	8.2	\$850	10
SUBARU								
Solterra AWD	80 and 80 kW AC Synchronous	Li-Ion	104/114/94	32/30/36	227	11	\$700	10
Solterra Limited/Touring AWD	80 and 80 kW AC Synchronous	Li-Ion	102/111/93	33/30/36	222	11	\$750	10
TESLA								
Model Y Long Range AWD	91 and 200 kW AC Induction	Li-Ion	117/122/112	29/28/30	310	9	\$650	10
Model Y Performance AWD	135 and 243 kW AC Induction	Li-Ion	105/111/98	32/30/34	279	9.8	\$700	10
TOYOTA								
bZ4X AWD	80 and 80 kW AC Synchronous	Li-Ion	104/114/94	31/28/34	228	11	\$700	10
bZ4X Limited AWD	80 and 80 kW AC Synchronous	Li-Ion	102/112/92	32/29/35	222	11	\$700	10
VOLKSWAGEN								
ID.4 AWD Pro	105 and 209 kW AC 3-Phase	Li-Ion	102/108/96	33/31/35	263	8	\$750	10
ID.4 AWD Pro S	105 and 209 kW AC 3-Phase	Li-Ion	102/108/96	33/31/35	263	8	\$750	10
VOLVO								
C40 Recharge twin	135 kW AC Induction	Li-Ion	99/106/91	34/32/37	257	8	\$750	10
XC40 Recharge twin	110 kW AC Induction	Li-Ion	98/106/90	34/32/38	254	8	\$800	10
STANDARD SPORT UTILITY VEHICLES 2WD								
ACURA								
ZDX AWD	155 and 200 kW ACPM	Li-Ion	87/94/80	39/36/42	304	11	\$850	10
ZDX RWD	255 kW ACPM	Li-Ion	90/96/83	37/35/40	313	11	\$850	10
AUDI								
Q4 40 e-tron	150 kW PMSM 3-Phase	Li-Ion	103/112/94	33/30/36	265	9	\$750	10
HONDA								
Prologue FWD	212 kW ACPM	Li-Ion	99/107/91	34/31/37	296	9.5	\$750	10
KIA								
EV9 Long Range RWD	160 kW PMSM	Li-Ion	89/100/78	38/34/43	304	9.9	\$850	10
EV9 Standard Range RWD	160 kW PMSM	Li-Ion	88/99/77	38/34/44	230	7.6	\$850	10
MERCEDES-BENZ								
EQE 350 Plus (SUV)	215 kW ACPM 6-Phase	Li-Ion	94/99/88	36/34/38	307	12.5	\$800	10
EQS 450 Plus (SUV)	265 kW ACPM 6-Phase	Li-Ion	86/88/83	39/38/40	339	14	\$850	10

Model	Motor	Battery Type	Fuel Economy (comb/city/hwy)		Driving Range* (miles)	Charge Time (hrs @ 240 V)	Annual Fuel Cost	GHG Rating
			MPGe	kWh/100 mi				
STANDARD SPORT UTILITY VEHICLES 4WD								
AUDI								
Q4 50 e-tron quattro	80 kW Asynchron 3-Phase	Li-Ion	93/97/87	36/35/39	236	9	\$800	10
Q4 55 e-tron quattro	80 and 150 kW Asynchron 3-Phase	Li-Ion	100/107/92	34/31/37	258	12	\$750	10
Q4 Sportback 50 e-tron quattro	80 kW Asynchron 3-Phase	Li-Ion	95/100/89	36/34/38	242	9	\$800	10
Q4 Sportback 55 e-tron quattro	80 and 150 kW Asynchron 3-Phase	Li-Ion	100/107/92	34/31/37	258	12	\$750	10
Q8 e-tron quattro	141 kW Asynchron 3-Phase	Li-Ion	81/80/83	41/42/41	285	16	\$950	10
Q8 Sportback e-tron quattro	141 and 172 kW Asynchron 3-Phase	Li-Ion	87/84/90	39/40/38	296	16	\$900	10
Q8 Sportback e-tron ultra quattro	172 kW Asynchron 3-Phase	Li-Ion	86/84/89	39/40/38	300	16	\$900	10
SQ8 e-tron (20 inch wheels)	172 kW Asynchron 3-Phase	Li-Ion	73/72/75	46/47/45	253	16	\$1,050	10
SQ8 e-tron (21/22 inch wheels)	172 kW Asynchron 3-Phase	Li-Ion	63/62/63	54/54/53	218	16	\$1,200	10
SQ8 Sportback e-tron (20 inch wheels)	172 kW Asynchron 3-Phase	Li-Ion	73/72/75	46/47/45	253	16	\$1,050	10
SQ8 Sportback e-tron (21/22 inch wheels)	172 kW Asynchron 3-Phase	Li-Ion	63/62/63	54/54/53	218	16	\$1,200	10
BMW								
iX M60 (21 inch Wheels)	360 kW EESM	Li-Ion	80/78/82	42/43/41	296	11	\$950	10
iX M60 (22 inch Wheels)	190 kW EESM	Li-Ion	80/78/82	42/43/41	296	11	\$950	10
iX xDrive40 (20 inch Wheels)	190 kW EESM	Li-Ion	86/87/85	39/39/40	217	8	\$900	10
iX xDrive40 (21 inch Wheels)	190 kW EESM	Li-Ion	86/87/85	39/39/40	217	8	\$900	10
iX xDrive40 (22 inch Wheels)	230 kW EESM	Li-Ion	86/87/85	39/39/40	217	8	\$900	10
iX xDrive50 (20 inch wheels)	190 kW EESM	Li-Ion	83/83/82	41/41/41	307	11	\$900	10
iX xDrive50 (21 inch wheels)	190 kW EESM	Li-Ion	83/83/82	41/41/41	307	11	\$900	10
iX xDrive50 (22 inch wheels)	230 kW EESM	Li-Ion	83/83/82	41/41/41	307	11	\$900	10
GMC								
Hummer EV SUV	214 kW PMSM	Li-Ion	53/59/48	63/58/71	314	10.5	\$1,450	10
Hummer EV SUV MT Tires	214 kW PMSM	Li-Ion	50/55/45	63/57/70	298	10.5	\$1,400	10
HONDA								
Prologue AWD Elite	67 and 180 kW ACPM	Li-Ion	92/99/84	37/34/40	273	9.5	\$850	10
Prologue AWD Touring	67 and 180 kW ACPM	Li-Ion	95/101/88	36/33/38	281	9.5	\$800	10
KIA								
EV9 Long Range AWD	141 and 141 kW PMSM	Li-Ion	83/91/75	41/37/45	280	14.5	\$900	10
EV9 Long Range AWD GT-Line	141 and 141 kW PMSM	Li-Ion	80/88/72	42/38/47	270	15.2	\$950	10
MERCEDES-BENZ								
AMG EQE 4matic Plus (SUV)	165 kW PMSM 3-Phase	Li-Ion	74/77/71	44/43/46	235	10.8	\$1,000	10
EQE 350 4matic (SUV)	71 and 114 kW ACPM 3-Phase	Li-Ion	85/88/82	39/37/40	265	10.8	\$850	10
EQE 500 4matic (SUV)	31 and 104 kW ACPM 6-Phase	Li-Ion	86/88/83	39/38/40	282	11.5	\$850	10
EQS 450 4matic (SUV)	135 and 265 kW ACPM 3-Phase	Li-Ion	83/84/82	40/39/40	330	14	\$900	10
EQS 580 4matic (SUV)	135 and 265 kW ACPM 3-Phase	Li-Ion	83/85/81	40/39/41	330	14	\$900	10
EQS 680 4matic Maybach (SUV)	310 and 310 kW ACPM 6-Phase	Li-Ion	76/75/77	44/45/44	280	12.8	\$1,000	10
EQS 680 4matic Maybach (SUV)	174 and 310 kW ACPM 3-Phase	Li-Ion	81/81/81	41/41/41	321	14	\$900	10

Model	Motor	Battery Type	Fuel Economy (comb/city/hwy)		Driving Range* (miles)	Charge Time (hrs @ 240 V)	Annual Fuel Cost	GHG Rating
			MPGe	kWh/100 mi				
RIVIAN								
R1S All-Terrain Dual Large (20in)	208 and 208 kW ACPM	Li-Ion	68/72/64	49/47/52	307	13	\$1,100	10
R1S All-Terrain Dual Max (20in)	208 and 208 kW ACPM	Li-Ion	73/78/67	46/43/50	355	14.5	\$1,050	10
R1S All-Terrain Dual Standard Plus (20in)	208 and 208 kW ACPM	Li-Ion	65/68/62	52/49/54	277	12.5	\$1,150	10
R1S All-Terrain Performance Dual Large (20in)	208 and 208 kW ACPM	Li-Ion	68/72/64	49/47/52	307	13	\$1,100	10
R1S All-Terrain Performance Dual Max (20in)	208 and 208 kW ACPM	Li-Ion	73/78/67	46/43/50	355	14.5	\$1,050	10
R1S All-Terrain Quad Large (20 inch)	162, 162, 163 and 135 kW ACPM 3-Phase	Li-Ion	63/65/60	54/52/56	274	13	\$1,200	10
R1S AT Performance Dual Standard Plus (20in)	208 and 208 kW ACPM	Li-Ion	65/68/62	52/49/54	277	12.5	\$1,150	10
R1S Dual Large (21in)	208 and 208 kW ACPM	Li-Ion	78/82/74	43/41/46	352	13	\$950	10
R1S Dual Large (22in)	208 and 208 kW ACPM	Li-Ion	75/80/71	45/42/48	341	13	\$1,000	10
R1S Dual Max (21in)	208 and 208 kW ACPM	Li-Ion	82/89/76	41/38/45	400	14.5	\$900	10
R1S Dual Max (22in)	208 and 208 kW ACPM	Li-Ion	78/84/72	43/40/47	380	14.5	\$950	10
R1S Dual Standard (21in)	208 and 208 kW ACPM	Li-Ion	75/78/71	45/43/48	270	11.5	\$1,000	10
R1S Dual Standard (22in)	208 and 208 kW ACPM	Li-Ion	70/74/66	48/46/51	255	11.5	\$1,100	10
R1S Dual Standard Plus (21in)	208 and 208 kW ACPM	Li-Ion	77/80/74	44/42/46	315	12.5	\$1,000	10
R1S Dual Standard Plus (22in)	208 and 208 kW ACPM	Li-Ion	72/76/68	47/45/49	300	12.5	\$1,050	10
R1S Performance Dual Large (21in)	208 and 208 kW ACPM	Li-Ion	78/82/74	43/41/46	352	13	\$950	10
R1S Performance Dual Large (22in)	208 and 208 kW ACPM	Li-Ion	75/80/71	45/42/48	341	13	\$1,000	10
R1S Performance Dual Max (21in)	208 and 208 kW ACPM	Li-Ion	82/89/76	41/38/45	400	14.5	\$900	10
R1S Performance Dual Max (22in)	208 and 208 kW ACPM	Li-Ion	78/84/72	43/40/47	380	14.5	\$950	10
R1S Performance Dual Standard (22in)	208 and 208 kW ACPM	Li-Ion	72/76/68	47/45/49	300	12.5	\$1,050	10
R1S Performance Dual Standard Plus (21in)	208 and 208 kW ACPM	Li-Ion	77/80/74	44/42/46	315	12.5	\$1,000	10
R1S Quad Large (20in)	162, 162, 162 and 162 kW AC 3-Phase	Li-Ion	64/69/60	52/49/56	289	13	\$1,200	10
R1S Quad Large (21in)	162, 162, 162 and 162 kW AC 3-Phase	Li-Ion	71/75/66	47/45/51	321	13	\$1,050	10
R1S Quad Large (22in)	162, 162, 162 and 162 kW AC 3-Phase	Li-Ion	68/73/63	49/46/53	303	13	\$1,100	10
TESLA								
Model X	243 and 243 kW ACPM 3-Phase	Li-Ion	100/104/96	34/32/35	335	14	\$750	10
Model X Plaid (20in wheels)	230, 230 and 230 kW ACPM 3-Phase	Li-Ion	98/102/92	35/33/36	326	14	\$800	10
Model X Plaid (22in wheels)	230, 230 and 230 kW ACPM 3-Phase	Li-Ion	90/94/86	37/36/39	300	14	\$850	10

NOTES AND ABBREVIATIONS:

*.....Range for combined city/highway driving (55% city and 45% highway)	EESM.....Externally excited synchronous machine
AC Induction..... Alternating current induction motor	Li-Ion.....Lithium-ion
ACPM.....Alternating current permanent magnet motor	MPGe Miles per gallon gasoline equivalent
DCPM..... Direct current permanent magnet motor	PMACSPermanent magnet AC Synchronous
	PMSM Permanent magnet synchronous motor

DIESEL VEHICLES

Diesel-powered vehicles are typically more fuel efficient than comparable vehicles powered by gasoline. Diesel engines are inherently more energy-efficient, and diesel fuel contains roughly 10%–15% more energy per gallon than gasoline. In addition, new

advances in diesel engine technology have improved performance, reduced engine noise and fuel odor, and decreased emissions of harmful air pollutants. Ultra-low sulfur diesel fuels also help reduce emissions from these vehicles.



Manufacturer Model Configuration (trans, eng size, cyl)	MPG		Annual Fuel Cost	GHG Rating	Notes
	Comb	City/Hwy			
STANDARD PICKUP TRUCKS 2WD					
CHEVROLET					
Silverado 2WD					
A-10, 3.0L, 6cyl	26	23/29	\$2,300	5	DTSS

GMC					
Sierra 2WD					
A-10, 3.0L, 6cyl	25	23/29	\$2,350	5	DTSS

STANDARD PICKUP TRUCKS 4WD

CHEVROLET					
Silverado 4WD					
A-10, 3.0L, 6cyl	24	23/27	\$2,450	4	DTSS
A-10, 3.0L, 6cyl	23	21/24	\$2,600	4	DT S-Mode SS
Silverado 4WD ZR2					
A-10, 3.0L, 6cyl	21	20/22	\$2,800	4	DTSS
Silverado Mud Terrain Tires 4WD					
A-10, 3.0L, 6cyl	22	21/23	\$2,700	4	DTSS
A-10, 3.0L, 6cyl	22	21/23	\$2,700	4	DT S-Mode SS

GMC					
Sierra 4WD					
A-10, 3.0L, 6cyl	24	23/27	\$2,450	4	DTSS
Sierra 4WD AT4X					
A-10, 3.0L, 6cyl	19	19/20	\$3,100	3	DTSS
Sierra Mud Terrain Tires 4WD					
A-10, 3.0L, 6cyl	22	21/23	\$2,700	4	DTSS

STANDARD SPORT UTILITY VEHICLES 2WD

CADILLAC					
Escalade 2WD					
A-10, 3.0L, 6cyl	23	21/27	\$2,600	4	DTSS

Manufacturer Model Configuration (trans, eng size, cyl)	MPG		Annual Fuel Cost	GHG Rating	Notes
	Comb	City/Hwy			
CHEVROLET					
Suburban 2WD					
A-10, 3.0L, 6cyl	23	21/27	\$2,600	4	DTSS
Tahoe 2WD					
A-10, 3.0L, 6cyl	24	21/28	\$2,450	4	DTSS

GMC					
Yukon 2WD					
A-10, 3.0L, 6cyl	23	21/27	\$2,600	4	DTSS
Yukon XL 2WD					
A-10, 3.0L, 6cyl	23	21/27	\$2,600	4	DTSS

STANDARD SPORT UTILITY VEHICLES 4WD

CADILLAC					
Escalade 4WD					
A-10, 3.0L, 6cyl	22	20/26	\$2,700	4	DTSS

CHEVROLET					
Suburban 4WD					
A-10, 3.0L, 6cyl	22	20/26	\$2,700	4	DTSS
Tahoe 4WD					
A-10, 3.0L, 6cyl	22	20/26	\$2,700	4	DTSS

GMC					
Yukon 4WD					
A-10, 3.0L, 6cyl	22	20/26	\$2,700	4	DTSS
Yukon XL 4WD					
A-10, 3.0L, 6cyl	22	20/26	\$2,700	4	DTSS

ETHANOL FLEXIBLE FUEL VEHICLES

Ethanol flexible fuel vehicles (FFVs) are designed by the original manufacturer to operate on gasoline, E85, or any mixture of the two fuels. Annual fuel cost is estimated assuming 15,000 miles of travel each year (55% city and 45% highway) and an average fuel cost of \$2.55 per gallon for E85, \$3.65 per gallon for regular unleaded gasoline, and \$4.57 per gallon for premium unleaded gasoline. The price of ethanol is highly variable from region to region; it is typically lower in the Midwestern United States and higher in other areas. Also, the ethanol content of E85 can range from 51% to 83% and typically varies seasonally. Therefore, actual consumer experience may differ

significantly from the annual fuel cost estimates presented here, which are based on fuel economy tests using E85.

Fuel economy and driving range values are shown for both gasoline and E85. When operating your FFV on mixtures of gasoline and E85, such as when alternating between using these fuels, your driving range and fuel economy values will likely be somewhere between those listed for the two fuels, depending on the actual percentages of gasoline and E85 in the tank.

Manufacturer Model Configuration (trans, eng size, cyl)	MPG		Annual Fuel Cost	GHG Rating	Fuel	Driving Range (miles)
	Comb	City/Hwy				
STANDARD PICKUP TRUCKS 2WD						
CHEVROLET						
Silverado 2WD						
A-10, 5.3L, 8cyl	18	16/20	\$3,050	4	Gas	432/509
	13	12/15	\$2,950	4	E85	312/368
GMC						
Sierra 2WD						
A-10, 5.3L, 8cyl	18	16/20	\$3,050	4	Gas	432/509
	13	12/15	\$2,950	4	E85	312/368

STANDARD PICKUP TRUCKS 4WD						
CHEVROLET						
Silverado 4WD						
A-10, 5.3L, 8cyl	17	15/19	\$3,200	3	Gas	408/481
	12	11/14	\$3,200	3	E85	288/340
Silverado Mud Terrain Tires 4WD						
A-10, 5.3L, 8cyl	17	15/19	\$3,200	3	Gas	408
	12	11/14	\$3,200	3	E85	288

Manufacturer Model Configuration (trans, eng size, cyl)	MPG		Annual Fuel Cost	GHG Rating	Fuel	Driving Range (miles)
	Comb	City/Hwy				
GMC						
Sierra 4WD						
A-10, 5.3L, 8cyl	17	15/19	\$3,200	3	Gas	408/481
	12	11/14	\$3,200	3	E85	288/340
Sierra Mud Terrain Tires 4WD						
A-10, 5.3L, 8cyl	17	15/19	\$3,200	3	Gas	408
	12	11/14	\$3,200	3	E85	288

STANDARD SPORT UTILITY VEHICLES 4WD						
FORD						
Explorer FFV AWD						
A-10, 3.3L, 6cyl	20	17/24	\$2,750	4	Gas	436
	15	13/18	\$2,550	4	E85	327

INDEX

Interior Volume (cu.ft.) Passenger / Cargo

	2dr	4dr	Hatch	Pg
ACURA				
Integra		96/24		19
Integra A-Spec		96/24		19
MDX AWD				27
MDX AWD Type-S				32
MDX FWD				25
RDX AWD				27
RDX AWD A-SPEC				27
TLX AWD A-SPEC		93/14		14
TLX FWD		93/14		14
TLX Type-S		93/13		14
ZDX AWD				31,45
ZDX RWD				31,45

ALFA ROMEO

Giulia		100/12		16
Giulia AWD		100/12		16
Stelvio				25
Stelvio AWD				27
Tonale eAWD				27,38

ASTON MARTIN

DB12 V8	72/9			12
DBX 707				32
DBX V8				32
Valour				11

AUDI

A3		87/11		9,13
A3 quattro		87/8		13
A4 allroad quattro		92/24		21
A4 quattro		92/12		14
A4 S line quattro		92/12		15
A5 Cabriolet quattro	83/9			13
A5 Coupe quattro	84/11			13
A5 Sportback quattro			91/22	16
A5 Sportback S line quattro			91/22	16
A6 Allroad quattro		101/30		9,21
A6 quattro		99/14		16
A7 quattro			95/25	16
A8 quattro		111/13		19
e-tron GT		101/11		16,41
Q3 quattro				27
Q3 S line quattro				27
Q4 40 e-tron				9,31,45
Q4 50 e-tron quattro				32,46
Q4 55 e-tron quattro				32,46
Q4 Sportback 50 e-tron quattro				32,46
Q4 Sportback 55 e-tron quattro				32,46
Q5 quattro				27
Q5 S line quattro				27
Q5 Sportback S line quattro				27
Q7 quattro				32
Q8 e-tron quattro		103/28		32,46
Q8 quattro				32
Q8 Sportback e-tron quattro		102/27		32,46
Q8 Sportback e-tron ultra quattro		102/27		32,46
RS 3		87/8		13
RS 5 Coupe	84/11			13
RS 5 Sportback			91/22	17
RS 6 Avant		101/30		21

Interior Volume (cu.ft.) Passenger / Cargo

	2dr	4dr	Hatch	Pg
RS 7			95/25	17
RS e-tron GT		101/11		17,41
RS Q8				32
S3		87/8		13
S4		92/12		15
S5 Cabriolet	83/9			13
S5 Coupe	84/11			13
S5 Sportback			91/22	17
S6		99/14		17
S7			94/25	17
S8		111/13		19
SQ5				27
SQ5 Sportback				27
SQ7				32
SQ8				32
SQ8 e-tron (20 inch wheels)				32,46
SQ8 e-tron (21/22 inch wheels)				32,46
SQ8 Sportback e-tron (20 inch wheels)				32,46
SQ8 Sportback e-tron (21/22 inch wheels)				32,46

BENTLEY

Bentayga				32
Bentayga EWB				32
Continental GT	87/11			13
Continental GTC	77/6			12
Flying Spur	102/13			17
Flying Spur Hybrid	102/13			17,38

BMW

228i Gran Coupe		91/12		15
228i xDrive Gran Coupe		91/12		15
230i Coupe	88/10			13
230i xDrive Coupe	88/10			13
330e Sedan		94/9		15,38
330e xDrive Sedan		94/9		15,38
330i Sedan		94/13		15
330i xDrive Sedan		94/13		15
430i Convertible	84/9			13
430i Coupe	86/12			13
430i Gran Coupe		91/12		15
430i xDrive				13
430i xDrive Convertible	84/9			13
430i xDrive Coupe	86/12			13
430i xDrive Gran Coupe		91/12		15
530i Sedan		98/14		17
530i xDrive Sedan		98/14		17
540i xDrive Sedan		98/14		17
740i Sedan		110/14		19
740i xDrive Sedan		110/14		19
760i xDrive Sedan		110/14		19
840i Convertible	81/12			13
840i Coupe	81/15			13
840i Gran Coupe		100/16		17
840i xDrive				13
840i xDrive Convertible	81/12			13
840i xDrive Coupe	81/15			13
840i xDrive Gran Coupe		100/16		17
Alpina B8 Gran Coupe		100/16		17
Alpina XB7				32
i4 eDrive35 Gran Coupe (18 inch Wheels)		90/10		9,13,41
i4 eDrive35 Gran Coupe (19 inch Wheels)		90/10		13,41

Interior Volume (cu.ft.) Passenger / Cargo

	2dr	4dr	Hatch	Pg
i4 eDrive40 Gran Coupe (18 inch Wheels)		90/10		13,41
i4 eDrive40 Gran Coupe (19 inch Wheels)		90/10		13,41
i4 M50 Gran Coupe (19 inch wheels)		90/10		13,41
i4 M50 Gran Coupe (20 inch wheels)		90/10		13,41
i4 xDrive40 Gran Coupe (18 inch Wheels)		90/10		13,41
i4 xDrive40 Gran Coupe (19 inch Wheels)		90/10		13,41
i5 eDrive40 Sedan (19 inch Wheels)		98/11		9,15,41
i5 eDrive40 Sedan (20 inch Wheels)		98/11		15,41
i5 eDrive40 Sedan (21 inch Wheels)		98/11		15,41
i5 M60 xDrive Sedan (19 inch Wheels)		98/11		15,41
i5 M60 xDrive Sedan (20 inch Wheels)		98/11		15,41
i5 M60 xDrive Sedan (21 inch Wheels)		98/11		15,41
i7 eDrive50 Sedan (19 inch Wheels)		109/11		19,42
i7 eDrive50 Sedan (20 inch Wheels)		109/11		19,42
i7 eDrive50 Sedan (21 inch Wheels)		109/11		19,42
i7 M70 xDrive Sedan (20 inch Wheels)		109/11		19,42
i7 M70 xDrive Sedan (21 inch Wheels)		109/11		19,42
i7 xDrive60 Sedan (19 inch wheels)		112/11		19,42
i7 xDrive60 Sedan (20 inch wheels)		112/11		19,42
i7 xDrive60 Sedan (21 inch wheels)		112/11		19,42
iX M60 (21 inch Wheels)				32,46
iX M60 (22 inch Wheels)				32,46
iX xDrive40 (20 inch Wheels)				32,46
iX xDrive40 (21 inch Wheels)				32,46
iX xDrive40 (22 inch Wheels)				33,46
iX xDrive50 (20 inch wheels)				33,46
iX xDrive50 (21 inch wheels)				33,46
iX xDrive50 (22 inch wheels)				33,46
M2 Coupe	88/10			13
M235i xDrive Gran Coupe		91/12		15
M240i Coupe	88/10			13
M240i xDrive Coupe	88/10			13
M3 Competition M xDrive Sedan		95/13		15
M3 Competition Sedan		95/13		15
M3 CS Sedan		95/13		15
M3 Sedan		95/13		15
M340i Sedan		94/13		15
M340i xDrive Sedan		94/13		15
M4 Competition Coupe	87/12			13
M4 Competition M xDrive Convertible	84/9			13
M4 Competition M xDrive Coupe	87/12			13
M4 Coupe	87/12			13

	Interior Volume (cu.ft.) Passenger / Cargo			
	2dr	4dr	Hatch	Pg
M440i Convertible	84/9			13
M440i Coupe	86/12			13
M440i Gran Coupe		91/12		15
M440i xDrive				
Convertible	84/9			13
M440i xDrive Coupe	86/12			13
M440i xDrive Gran Coupe		91/12		15
M8 Competition				
Convertible	81/12			13
M8 Competition				
Coupe	81/15			13
M8 Competition Gran Coupe	100/11			17
M850i xDrive				
Convertible	81/12			13
M850i xDrive Coupe	81/15			14
M850i xDrive Gran Coupe	100/16			17
X1 M35i				27
X1 xDrive28i				27
X2 M35i				27
X2 xDrive28i				27
X3 M				27
X3 M Competition				27
X3 M40i				27
X3 sDrive30i				25
X3 xDrive30i				27
X4 M				27
X4 M Competition				27
X4 M40i				27
X4 xDrive30i				27
X5 M Competition				33
X5 M60i xDrive				33
X5 sDrive40i				31
X5 xDrive40i				33
X6 M Competition				33
X6 M60i xDrive				33
X6 xDrive40i				33
X7 M60i xDrive				33
X7 xDrive40i				33
XM				33,39
Z4 M40i				11
Z4 sDrive30i				11
BUGATTI				
Chiron Super Sport				11
BUICK				
Enclave AWD				33
Enclave FWD				31
Encore GX AWD		94/24		27
Encore GX FWD				25
Envista		94/24		21
CADILLAC				
CT4		90/11		15
CT4 AWD		90/11		15
CT4 V		90/11		15
CT4 V AWD		90/11		15
CT5	99/11	99/11		17
CT5 AWD	99/11	99/11		17
CT5 V	99/11	99/11		17
CT5 V AWD	99/11	99/11		17
Escalade 2WD				31,49
Escalade 4WD				33,49

	Interior Volume (cu.ft.) Passenger / Cargo			
	2dr	4dr	Hatch	Pg
Escalade V AWD				33
LYRIQ		105/24		25,44
LYRIQ AWD		105/24		27,44
XT4 AWD		101/23		27
XT4 FWD		101/23		25
XT5 AWD				27
XT5 FWD				25
XT5 Hearse AWD				24
XT5 Hearse FWD				24
XT5 Limo AWD				24
XT5 Limo FWD				24
XT6 AWD		137/13		27
XT6 FWD		137/13		25
CHEVROLET				
Blazer AWD		107/31		27
Blazer EV AWD		105/24		27,44
Blazer EV RWD		105/26		25,44
Blazer FWD		107/31		25
Camaro	77/8			14
Colorado 2WD				21
Colorado 4WD				22
Colorado Mud Terrain Tires 4WD				22
Colorado ZR2 4WD				22
Colorado ZR2 Bison 4WD				22
Corvette				11
Corvette E-RAY				11
Corvette Z06				11
Corvette Z06 Carbon Aero				11
Equinox AWD		104/30		27
Equinox EV AWD				27,44
Equinox EV FWD				25,44
Equinox FWD		104/30		25
Silverado 2WD				9,22,49,50
Silverado 4WD				23,49,50
Silverado 4WD ZR2				23,49
Silverado Cab Chassis 2WD				24
Silverado Cab Chassis 4WD				24
Silverado EV				23,43,43
Silverado Mud Terrain Tires 4WD				23,49,50
Suburban 2WD				31,49
Suburban 4WD				33,49
Tahoe 2WD				31,49
Tahoe 4WD				33,49
Trailblazer AWD				27
Trailblazer FWD				25
Traverse Limited AWD				33
Traverse Limited FWD				31
Trax		98/25		21
CHRYSLER				
Pacifica				25
Pacifica AWD				25
Pacifica Hybrid				9,25,38
Voyager				25
DODGE				
Durango AWD				33
Durango RWD				31
Durango SRT AWD				33
Hornet AWD				27
Hornet PHEV AWD				27,38

	Interior Volume (cu.ft.) Passenger / Cargo			
	2dr	4dr	Hatch	Pg
FERRARI				
812 Competizione	58/5			11
812 Competizione A	51/5			11
Daytona SP3	44/0			11
Purosangue			97/9	33
Roma	80/7			14
Roma Spider	78/6			12
SF90 Spider				11,38
SF90 Stradale				11,38
FIAT				
500e			72/7	9,12,41
500e All Season			72/7	12,41
FORD				
Bronco 4WD				28
Bronco Badlands 4WD				28
Bronco Black Diamond 4WD				28
Bronco Raptor 4WD				33
Bronco Sasquatch 4WD				28
Bronco Sport 4WD				28
Edge AWD				28
Escape AWD				28
Escape AWD HEV				28
Escape FWD				25
Escape FWD HEV				25
Expedition 2WD				31
Expedition 4WD				33
Expedition Timberline AWD				33
Explorer AWD				33
Explorer FFV AWD				33,50
Explorer RWD				31
Explorer Timberline AWD				33
F-150 Lightning 4WD				23,43
F-150 Lightning 4WD Extended Range				23,43
F-150 Lightning Platinum 4WD				23,43
F-150 Lightning PRO 4WD Extended Range				23,43
F150 Pickup 2WD				22
F150 Pickup 4WD				23
F150 Pickup 4WD HEV				23
F150 RAPTOR 4WD				23
F150 RAPTOR R 4WD				23
Maverick AWD				22
Maverick FWD				21
Maverick HEV FWD				9,21
Maverick Tremor AWD				22
Mustang	81/12			14
Mustang Dark Horse	81/12			14
Mustang Mach-E AWD				28,44
Mustang Mach-E AWD Extended				28,44
Mustang Mach-E GT				28,44
Mustang Mach-E Rally				28,44
Mustang Mach-E RWD				25,44
Mustang Mach-E RWD Extended				25,44
Mustang Performance				
Package	81/12			14
Ranger 2WD				22
Ranger 4WD				23
Ranger RAPTOR 4WD				23
GENESIS				
Electrified G80		99/13		17,41

Interior Volume (cu.ft.) Passenger / Cargo			
	2dr	4dr	Pg
Electrified GV70		103/29	28,44
G70 AWD		94/10	15
G70 RWD		94/10	15
G80 AWD		107/15	19
G90 AWD		109/11	20
G90 MHEV		109/11	20
GV60 Advanced (19 inch Wheels)		102/24	28,44
GV60 Advanced (20 inch Wheels)		102/24	28,44
GV60 PERFORMANCE		102/24	28,44
GV60 Standard		102/24	25,44
GV70 AWD		104/29	28
GV80 AWD			33

GMC

Canyon 2WD			22
Canyon 4WD			22
Canyon AT4X 4WD			22
Canyon AT4X AEV 4WD			22
Canyon Mud Terrain Tires 4WD			22
Hummer EV Pickup			23,43
Hummer EV Pickup MT Tires			23,43
Hummer EV SUV			33,46
Hummer EV SUV MT Tires			33,46
Sierra 2WD			22,49,50
Sierra 4WD			23,49,50
Sierra 4WD AT4X			23,49
Sierra Cab Chassis 2WD			24
Sierra Cab Chassis 4WD			24
Sierra Mud Terrain Tires 4WD			23,49,50
Terrain AWD		104/30	28
Terrain FWD			25
Yukon 2WD			31,49
Yukon 4WD			33,49
Yukon XL 2WD			31,49
Yukon XL 4WD			33,49

HONDA

Accord		106/17	20
Accord Hybrid		106/17	9,20
Accord Hybrid Sport/Touring		103/17	17
Civic 4Dr		99/15	17
Civic 5Dr		99/24	20
CR-V AWD			28
CR-V FWD			25
HR-V AWD		99/24	21
HR-V FWD		99/24	21
Odyssey			25
Passport AWD			28
Pilot AWD			33
Pilot AWD Touring/Elite/Black			33
Pilot AWD TrailSport			33
Pilot FWD			25
Prologue AWD Elite			33,46
Prologue AWD Touring			33,46
Prologue FWD			31,45
Ridgeline AWD			23
Ridgeline AWD TrailSport			23

HYUNDAI

Elantra		99/14	17
Elantra Hybrid		99/14	17

Interior Volume (cu.ft.) Passenger / Cargo			
	2dr	4dr	Pg
Elantra Hybrid Blue		99/14	17
Elantra N		99/14	17
Ioniq 5 Long range AWD			28,45
Ioniq 5 Long range RWD			25,44
Ioniq 5 Standard range RWD			25,44
Ioniq 6 Long range AWD (18 inch Wheels)		105/11	17,41
Ioniq 6 Long range AWD (20 inch Wheels)		105/11	17,41
Ioniq 6 Long range RWD (18 inch Wheels)		105/11	9,17,41
Ioniq 6 Long range RWD (20 inch Wheels)		105/11	17,41
Ioniq 6 Standard Range RWD		105/11	17,41
Kona AWD			28
Kona Electric Long Range		101/26	25,44
Kona Electric Standard Range		101/26	26,44
Kona FWD			26
Palisade AWD		155/18	28
Palisade FWD		155/18	26
Santa Cruz AWD			28
Santa Cruz FWD			26
Santa Fe AWD			28
Santa Fe AWD XRT			28
Santa Fe FWD			26
Sonata AWD		104/16	20
Sonata FWD		104/16	20
Sonata Hybrid		104/16	20
Tucson AWD			28
Tucson FWD			26
Tucson Hybrid			28
Tucson Hybrid Blue			28
Tucson Plug-in Hybrid			28,39
Venue			26

INEOS AUTOMOTIVE

Grenadier			34
Grenadier Trialmaster Edition			34

INFINITI

Q50		100/14	17
Q50 AWD		100/14	17
Q50 Red Sport		100/14	17
Q50 Red Sport AWD		100/14	17
QX50			26
QX50 AWD			28
QX55 AWD			28
QX60 AWD			34
QX60 FWD			31
QX80 2WD			31
QX80 4WD			34

JAGUAR

E-Pace			28
F-Pace			28
F-Pace P400 MHEV			28
F-Pace SVR			28
F-Type P450 AWD R-Dynamic Convertible			11
F-Type P450 AWD R-Dynamic Coupe			11
F-Type P450 RWD Convertible			11
F-Type P450 RWD Coupe			11
F-Type R AWD Convertible			11
F-Type R AWD Coupe			11

Interior Volume (cu.ft.) Passenger / Cargo			
	2dr	4dr	Pg
I-Pace EV400 (20 inch tires)			28,45
I-Pace EV400 (22 inch tires)			28,45
XF P250		97/14	17
XF P300 AWD		97/14	17

JEEP

Compass 4WD			29
Gladiator 4WD			23
Grand Cherokee 2WD			31
Grand Cherokee 4WD			34
Grand Cherokee 4xe			34,39
Grand Cherokee L 2WD			31
Grand Cherokee L 4WD			34
Grand Wagoneer 4WD			34
Grand Wagoneer L 4WD			34
Wagoneer 2WD			32
Wagoneer 4WD			34
Wagoneer L 2WD			32
Wagoneer L 4WD			34
Wrangler 2dr 4WD			29
Wrangler 4dr 4WD			29
Wrangler 4dr 4xe			29,39
Wrangler Rubicon 2dr 4WD			29
Wrangler Rubicon 4dr 4WD			29

KIA

Carnival			25
EV6 AWD GT			29,45
EV6 Long Range AWD (19 inch Wheels)			29,45
EV6 Long Range AWD (20 inch Wheels)			29,45
EV6 Long Range RWD			26,44
EV6 Standard Range RWD			26,44
EV9 Long Range AWD			34,46
EV9 Long Range AWD GT-Line			34,46
EV9 Long Range RWD			32,45
EV9 Standard Range RWD			32,45
Forte		96/15	18
Forte FE		96/15	18
K5		105/16	20
K5 AWD		105/16	20
Niro		105/23	26
Niro Electric		100/23	26,44
Niro FE		105/23	9,26
Seltos AWD			29
Seltos FWD			26
Sorento AWD			29
Sorento FWD			26
Sorento Hybrid AWD			29
Sorento Hybrid FWD			26
Sorento Plug-in Hybrid			29,39
Soul		101/24	21
Soul Eco dynamics		101/24	9,21
Sportage AWD			29
Sportage FWD			26
Sportage Hybrid AWD			29
Sportage Hybrid FWD			29
Sportage Plug-in Hybrid			29,39
Sportage X-pro			29
Telluride AWD		157/21	29
Telluride FWD		157/21	26

LAMBORGHINI

Huracan Coupe 2WD			11
-------------------	--	--	----

	Interior Volume (cu.ft.) Passenger / Cargo			
	2dr	4dr	Hatch	Pg
Huracan Spyder				11
Huracan Sterrato				11
Urus Performante		104/16		21
Urus S		104/16		34

LAND ROVER

Defender 110				34
Defender 110 MHEV				34
Defender 130 Outbound				34
Defender 130 P300 MHEV				34
Defender 130 P400 MHEV				34
Defender 90				34
Defender 90 MHEV				34
Discovery				34
Discovery MHEV				34
Discovery Sport				29
Range Rover Evoque				29
Range Rover LWB MHEV				34
Range Rover MHEV				34
Range Rover P360 LWB MHEV				34
Range Rover P360 MHEV				34
Range Rover P400 LWB MHEV				34
Range Rover P400 MHEV				34
Range Rover Sport MHEV				34
Range Rover Sport P360 MHEV				34
Range Rover Sport P400 MHEV				34
Range Rover Sport SVR MHEV				34
Range Rover SV LWB MHEV				34
Range Rover SV MHEV				34
Range Rover Velar				29
Range Rover Velar P340 MHEV				29
Range Rover Velar P400 MHEV				29

LEXUS

ES 250 AWD		97/14		18
ES 300h		97/14		18
ES 350		98/14		18
ES 350 F Sport		98/14		18
GX 550				34
IS 300		90/11		15
IS 300 AWD		90/11		15
IS 350		90/11		15
IS 350 AWD		90/11		15
IS 500		90/11		15
LC 500		86/5		14
LC 500 Convertible		75/3		12
LC 500h		86/5		14
LS 500		99/13		18
LS 500 AWD		99/13		18
LS 500h AWD		99/12		18
LX 600				34
NX 250				26
NX 250 AWD				29
NX 350 AWD				29
NX 350 AWD F Sport				29
NX 350h AWD				29
NX 450h Plus AWD				29,39
RC 300		84/10		14
RC 300 AWD		84/10		14
RC 350		84/10		14
RC 350 AWD		84/10		14
RC F		79/10		14

Interior Volume (cu.ft.) Passenger / Cargo

	2dr	4dr	Hatch	Pg
RX 350				26
RX 350 AWD				29
RX 350h AWD				29
RX 500h AWD				29
RZ 300e (18 inch wheels)				9,26,44
RZ 300e (20 inch wheels)				26,44
RZ 450e AWD (18 inch wheels)				29,45
RZ 450e AWD (20 inch wheels)				29,45
TX 350				32
TX 350 AWD				34
TX 500h AWD				34
UX 250h			90/17	15
UX 250h AWD			90/17	15

LINCOLN

Aviator AWD				34
Aviator RWD				32
Corsair AWD				29
Corsair FWD				26
Nautilus AWD				29
Nautilus HEV AWD				29
Navigator 4WD				34

LOTUS

Emira		49/5		11
-------	--	------	--	----

LUCID

Air G Touring XR AWD with 20 inch wheels		99/32		20,42
Air G Touring XR AWD with 21 inch wheels		99/32		20,42
Air G Touring XR AWD with 19 inch wheels		99/32		20,42
Air Pure RWD with 19 inch wheels		101/32		9,20,42
Air Pure RWD with 20 inch wheels		101/32		20,42
Air Sapphire AWD		99/32		20,42
Air Touring AWD with 19 inch wheels		101/32		20,42
Air Touring AWD with 20 inch wheels		101/32		20,42
Air Touring AWD with 21 inch wheels		101/32		20,42

MASERATI

Ghibli GT		108/10		18
Ghibli Modena AWD		108/10		18
Ghibli Modena RWD		108/10		18
Ghibli Trofeo		108/10		18
Grancabrio Folgore		89/5		14,41
Grancabrio Trofeo		89/7		14
Granturismo Folgore		89/8		14,41
GranTurismo Modena		89/9		14
GranTurismo Trofeo		89/9		14
Grecale GT				29
Grecale Modena				29
Grecale Trofeo				29
Levante GT				34
Levante Modena				35
Levante Modena V8				35
Levante Trofeo				35
MC20				11
MC20 Spyder				11

Interior Volume (cu.ft.) Passenger / Cargo

	2dr	4dr	Hatch	Pg
Quattroporte GT		114/19		20
Quattroporte Modena AWD		114/19		20
Quattroporte Modena RWD		114/19		20
Quattroporte Trofeo		114/19		20

MAZDA

3 4-Door 2WD		93/13		15
3 4-Door 4WD		93/13		15
3 5-Door 2WD			93/20	18
3 5-Door 4WD			93/20	18
CX-30 4WD				29
CX-5 4WD				29
CX-50 4WD				30
CX-90 4WD				35
MX-5				9,11

MERCEDES-BENZ

AMG C43 4matic		93/12		15
AMG CLA35 4matic		89/12		15
AMG CLA45 S 4matic		89/12		15
AMG EQE 4matic Plus		101/11		18,42
AMG EQE 4matic Plus (SUV)		107/23		35,46
AMG EQS 4matic Plus		103/35		20,42
AMG G63				35
AMG G63 4x4 Squared				35
AMG GLA35 4matic		99/9		21
AMG GLB35 4matic		125/12		21
AMG GLC43 4matic				30
AMG GLC43 4matic Coupe				30
AMG GLE53 4matic Plus				35
AMG GLE53 4matic Plus Coupe				35
AMG GLE63 S 4matic Plus				35
AMG GLE63 S 4matic Plus Coupe				35
AMG GLS63 4matic Plus				35
AMG GT 43 4matic Plus		96/13		15
AMG GT 53 4matic Plus		96/13		15
AMG GT 55 4matic Plus (coupe)		81/16		14
AMG GT 63 4matic Plus		96/13		16
AMG GT 63 4matic Plus (coupe)		81/16		14
AMG SL43				11
AMG SL55 4matic Plus		76/6		12
AMG SL63 4matic Plus		76/6		12
C300		93/12		16
C300 4matic		93/12		16
CLA250		89/12		16
CLA250 4matic		89/12		16
CLE300 4matic (Convertible)		86/10		14
CLE300 4matic (Coupe)		88/11		14
CLE450 4matic (Convertible)		86/10		14
CLE450 4matic (Coupe)		88/11		14
E350 4matic		100/13		18
E450 4matic		100/13		18
E450 4matic All-Terrain (wagon)		102/33		9,21
EQB 250 Plus		102/12		26,44
EQB 350 4matic		102/12		30,45
EQE 350 4matic		101/11		18,42

Interior Volume (cu.ft.) Passenger / Cargo			
2dr	4dr	Hatch	Pg
EQE 350 4matic (SUV)			35,46
EQE 350 Plus	101/11		18,42
EQE 350 Plus (SUV)			32,45
EQE 500 4matic	101/11		18,42
EQE 500 4matic (SUV)	107/23		35,46
EQS 450 4matic	103/35		20,42
EQS 450 4matic (SUV)			35,46
EQS 450 Plus	103/35		20,42
EQS 450 Plus (SUV)			32,45
EQS 580 4matic	103/35		20,42
EQS 580 4matic (SUV)			35,46
EQS 680 4matic Maybach (SUV)			35,46,46
G550			35
GLA250			24
GLA250 4matic			30
GLB250			24
GLB250 4matic			30
GLC300			26
GLC300 4matic			30
GLC300 4matic Coupe			30
GLE350			30
GLE350 4matic			30
GLE450 4matic			35
GLE580 4matic			35
GLS450 4matic			35
GLS580 4matic			35
GLS600 4matic Maybach			35
Maybach S680 4matic	118/13		20
S500 4matic		112/13	20
S580 4matic	107/14		20
S580 4matic Maybach	118/13		20

MINI

Cooper Convertible	76/5		9,12
Cooper Countryman		97/18	18
Cooper Countryman All4		97/18	18
Cooper Hardtop 2 door		80/9	9,14
Cooper Hardtop 4 door		84/9	9,14
Cooper S Clubman		92/18	18
Cooper S Clubman All4		92/18	18
Cooper S Convertible	76/5		12
Cooper S Countryman		97/18	18
Cooper S Countryman All4		97/18	18
Cooper S Hardtop 2 door		80/9	14
Cooper S Hardtop 4 door		84/9	14
Cooper SE Hardtop 2 door		80/9	14,41
JCW Countryman All4		97/18	18
John Cooper Works Clubman All4		92/18	18
John Cooper Works Convertible	76/5		12
John Cooper Works Hardtop 2 door		80/9	14

MITSUBISHI

Eclipse Cross 2WD			26
Eclipse Cross 4WD			30
Eclipse Cross ES 4WD			30
Mirage	86/17	86/17	16
Mirage G4	89/12		16
Outlander 2WD			26
Outlander 4WD			30
Outlander PHEV			35,39
Outlander Sport 2WD			26
Outlander Sport 4WD			30

Interior Volume (cu.ft.) Passenger / Cargo

2dr	4dr	Hatch	Pg
NISSAN			
Altima	101/15		18
Altima AWD	101/15		18
Altima SL/SR	101/15		18
Altima SR	101/15		18
ARIYA ENGAGE e-4ORCE 63kWh	101/23		21,43
ARIYA ENGAGE FWD 63kWh	101/23		21,43
ARIYA ENGAGE+/EVOLVE+ e-4ORCE 87kWh	101/23		21,43
ARIYA EVOLVE+/EMPOWER+ FWD 87kWh	101/23		21,43
ARIYA PLATINUM+ e-4ORCE 87kWh 19in. Wheels	97/23		21,43
ARIYA PLATINUM+ e-4ORCE 87kWh 20in. Wheels	97/23		21,43
ARIYA VENTURE Plus FWD 87kWh	101/27		9,21,43
Armada 2WD			32
Armada 4WD			35
Frontier 2WD			22
Frontier 4WD			23
Frontier 4WD PRO4X			23
GT-R	79/9		14
Kicks		93/25	18
LEAF		92/24	18,42
LEAF SV		92/24	18,42
Murano AWD	108/28		21
Murano FWD	108/28		21
Pathfinder 2WD			26
Pathfinder 4WD			30
Pathfinder 4WD Platinum			35
Pathfinder 4WD Rock Creek			30
Rogue AWD			30
Rogue AWD SL/Platinum			30
Rogue FWD			26
Rogue FWD SL/Platinum			26
Sentra	96/14		18
Sentra SR	96/14		18
Titan 2WD			22
Titan 4WD			23
Titan 4WD PRO4X			23
Versa	89/15		16
Z			11
Z NISMO			11

POLESTAR

2 Dual Motor (19 Inch Wheels)	89/26	18,42
2 Dual Motor (20 Inch Wheels)	89/26	18,42
2 Dual Motor Performance Pack	89/26	18,42
2 Single Motor (19 Inch Wheels)	89/26	18,42
2 Single Motor (20 Inch Wheels)	89/26	18,42

PORSCHE

718 Boxster		11
718 Boxster GTS		11
718 Boxster S		11
718 Cayman		11
718 Cayman GTS		11
718 Cayman S		11
718 GT4 RS		11
718 Spyder RS		12

Interior Volume (cu.ft.) Passenger / Cargo

2dr	4dr	Hatch	Pg
911 Carrera	70/5		12
911 Carrera 4	70/5		12
911 Carrera 4 Cabriolet	68/5		12
911 Carrera 4 GTS	70/5		12
911 Carrera 4 GTS Cabriolet	68/5		12
911 Carrera 4S	70/5		12
911 Carrera 4S Cabriolet	68/5		12
911 Carrera Cabriolet	68/5		12
911 Carrera GTS	70/5		12
911 Carrera GTS Cabriolet	68/5		12
911 Carrera S	70/5		12
911 Carrera S Cabriolet	68/5		12
911 Carrera T	70/5		12
911 Dakar	70/5		12
911 GT3	70/5		12
911 GT3 RS			12
911 GT3 Touring	70/5		12
911 S/T			12
911 Targa 4	70/5		12
911 Targa 4 GTS	70/5		12
911 Targa 4S	70/5		12
911 Turbo	70/5		12
911 Turbo Cabriolet	70/5		12
911 Turbo S	70/5		13
911 Turbo S Cabriolet	70/5		13
Cayenne			35
Cayenne Coupe			35
Cayenne S			35
Cayenne S Coupe			35
Macan			30
Macan GTS			30
Macan S			30
Macan T			30
Panamera 4		98/27	20
Taycan 4 Cross Turismo		90/24	19,42
Taycan 4S Cross Turismo		91/24	19,42
Taycan 4S Performance Battery		89/12	16,41
Taycan 4S Performance Battery Plus		89/12	16,41
Taycan GTS		89/11	16,41
Taycan GTS Sport Turismo		90/12	16,41
Taycan Performance Battery		90/12	16,41
Taycan Performance Battery Plus		90/12	16,41
Taycan Turbo		89/11	16,41
Taycan Turbo Cross Turismo		92/24	19,42
Taycan Turbo S		89/11	16,41
Taycan Turbo S Cross Turismo		93/24	19,42

RAM

1500 2WD			22
1500 4WD			23
1500 Classic 2WD			22
1500 Classic 4WD			23
1500 HFE 2WD			22
1500 TRX 4WD			24

RIVIAN

R1S All-Terrain Dual Large (20in)			35,47
-----------------------------------	--	--	-------

Interior Volume (cu.ft.) Passenger / Cargo			
2dr	4dr	Hatch	Pg
R1S All-Terrain Dual Max (20in)			35,47
R1S All-Terrain Dual Standard Plus (20in)			35,47
R1S All-Terrain Performance Dual Large (20in)			35,47
R1S All-Terrain Performance Dual Max (20in)			35,47
R1S All-Terrain Quad Large (20 inch)			35,47
R1S AT Performance Dual Standard Plus (20in)			35,47
R1S Dual Large (21in)			35,47
R1S Dual Large (22in)			35,47
R1S Dual Max (21in)			35,47
R1S Dual Max (22in)			35,47
R1S Dual Standard (21in)			35,47
R1S Dual Standard (22in)			35,47
R1S Dual Standard Plus (21in)			35,47
R1S Dual Standard Plus (22in)			35,47
R1S Performance Dual Large (21in)			35,47
R1S Performance Dual Large (22in)			36,47
R1S Performance Dual Max (21in)			36,47
R1S Performance Dual Max (22in)			36,47
R1S Performance Dual Standard (22in)			36,47
R1S Performance Dual Standard Plus (21in)			36,47
R1S Quad Large (20in)			36,47
R1S Quad Large (21in)			36,47
R1S Quad Large (22in)			36,47
R1T All-Terrain Dual Large (20in)			24,43
R1T All-Terrain Dual Max (20in)			24,43
R1T All-Terrain Dual Standard Plus (20in)			24,43
R1T All-Terrain Performance Dual Large (20in)			24,43
R1T All-Terrain Performance Dual Max (20in)			24,43
R1T All-Terrain Quad Large (20in)			24,43
R1T AT Performance Dual Standard Plus (20in)			24,43
R1T Dual Large (21in)			24,43
R1T Dual Large (22in)			24,43
R1T Dual Max (21in)			9,24,43
R1T Dual Max (22in)			24,43
R1T Dual Standard (21in)			24,43
R1T Dual Standard (22in)			24,43
R1T Dual Standard Plus (21in)			24,43
R1T Dual Standard Plus (22in)			24,43
R1T Performance Dual Large (21in)			24,43
R1T Performance Dual Large (22in)			24,43
R1T Performance Dual Max (21in)			9,24,43
R1T Performance Dual Max (22in)			24,43
R1T Performance Dual Standard Plus (21in)			24,43
R1T Performance Dual Standard Plus (22in)			24,43
R1T Quad Large (20in)			24,43
R1T Quad Large (21in)			24,43
R1T Quad Large (22in)			24,43

ROLLS-ROYCE

Cullinan	113/21	21
Cullinan Black Badge	113/21	21
Ghost	111/13	20
Ghost Black Badge	111/13	20
Ghost Extended	120/13	20
Phantom	116/15	20
Phantom Extended	127/15	20
Spectre (22 inch wheels)	94/10	16,41
Spectre (23 inch wheels)	94/10	16,41
Spectre Black Badge (22 inch wheels)	94/10	16,41

Interior Volume (cu.ft.) Passenger / Cargo

2dr	4dr	Hatch	Pg
Spectre Black Badge (23 inch wheels)	94/10		16,41
SUBARU			
Ascent			36
Ascent Limited/Touring/Onyx AWD			36
BRZ	77/6		13
Crosstrek AWD			30
Crosstrek Wilderness AWD			30
Forester AWD			30
Forester Wilderness AWD			30
Impreza	100/20		21
Legacy AWD	105/15		19
Outback AWD			30
Outback Wilderness AWD			30
Solterra AWD			30,45
Solterra Limited/Touring AWD			30,45
WRX	99/12		19

TESLA

Model 3 Long Range AWD	97/15		19,42
Model 3 RWD	97/15		19,42
Model S		94/26	20,42
Model S Plaid (19in wheels)		94/26	20,42
Model S Plaid (21in wheels)		94/26	20,42
Model X			36,47
Model X Plaid (20in wheels)			36,47
Model X Plaid (22in wheels)			36,47
Model Y Long Range AWD			30,45
Model Y Performance AWD			30,45

TOYOTA

4Runner 2WD			32
4Runner 4WD			36
bZ4X			26,44
bZ4X AWD			30,45
bZ4X Limited			26,44
bZ4X Limited AWD			30,45
Camry	100/14		19
Camry AWD LE/SE	100/15		19
Camry AWD XLE/XSE	100/15		19
Camry Hybrid LE	100/15		19
Camry Hybrid SE/XLE/XSE	100/15		19
Camry LE/SE	100/14		19
Camry TRD	100/14		19
Camry XLE/XSE	100/14		19
Camry XSE	100/14		19
Corolla	89/13		16
Corolla Cross			26
Corolla Cross AWD			30
Corolla Cross Hybrid AWD			30
Corolla Hatchback		85/18	16
Corolla Hatchback XSE		85/18	16
Corolla Hybrid	89/13		9,16
Corolla Hybrid AWD	89/13		16
Crown AWD	98/13		19
GR 86	77/6		13
GR Corolla		67/27	14
GR Supra			12
Grand Highlander AWD LE/XLE			36
Grand Highlander AWD Limited/Platinum			36
Grand Highlander Hybrid			9,32
Grand Highlander Hybrid AWD			36

Interior Volume (cu.ft.) Passenger / Cargo

2dr	4dr	Hatch	Pg
Grand Highlander Hybrid Limited			32
Grand Highlander LE/XLE			32
Grand Highlander Limited			32
Highlander			26
Highlander AWD			30
Highlander Hybrid			26
Highlander Hybrid AWD			36
Highlander Hybrid AWD LTD/PLAT			36
Land Cruiser			36
Prius		91/24	9,19
Prius AWD		91/24	19
Prius AWD XLE/LTD		91/24	19
Prius Prime		91/20	19,38
Prius Prime SE		91/20	19,38
Prius XLE/LTD		91/24	19
RAV4			26
RAV4 AWD			30
RAV4 AWD LE			30
RAV4 AWD TRD OFFROAD			30
RAV4 Hybrid AWD			30
RAV4 Hybrid AWD Woodland Edition			30
RAV4 Prime 4WD			30,39
Sequoia 2WD			32
Sequoia 4WD			36
Sienna 2WD			9,25
Sienna AWD			25
Tacoma 2WD			22
Tacoma 4WD			22
Tacoma 4WD MT			22
Tacoma SR5/Sport/Off-Road/Limited 4WD			22
Tacoma SR5/Sport/PreRunner 2WD			22
Tundra 2WD			22
Tundra 4WD			24
Tundra 4WD PRO			24
Venza AWD			30

VINFAST

VF 9 Eco			24,43
VF 9 Plus			24,43

VOLKSWAGEN

Arteon 4motion	96/27		21
Atlas			26
Atlas 4motion Peak Edition			31
Atlas Cross Sport			26
Atlas Cross Sport 4motion			31
Atlas SE 4motion			31
Atlas SEL 4motion			31
GLI	94/16		16
Golf R		93/16	16
GTI		93/16	16
ID.4	100/30		26,44
ID.4 AWD Pro	100/30		31,45
ID.4 AWD Pro S	100/30		31,45
ID.4 Pro	100/30		26,44
ID.4 Pro S	100/30		26,44
ID.4 S	100/30		27,44
Jetta	94/16		16
Jetta Sport/SE/SEL	94/16		16
Taos	100/28		27
Taos 4motion	100/28		31
Tiguan			27

**Interior Volume (cu.ft.)
Passenger / Cargo**

	2dr	4dr	Hatch	Pg
Tiguan 4motion				31
Tiguan R-Line 4motion				31
Tiguan S				27

VOLVO

C40 Recharge				27,44
C40 Recharge twin				31,45
S60 B5		93/12		16
S60 B5 AWD		93/12		16
S60 T8 AWD Recharge		93/12		16,38
S90 B6 AWD		102/14		19
V60CC B5 AWD		94/29		21
V90CC B6 AWD		98/34		9,21
XC40 B5 AWD				31
XC40 Recharge				27,44
XC40 Recharge twin				31,45
XC60 B5 AWD				31
XC60 T8 AWD Recharge				31,39
XC90 B5 AWD				36
XC90 B6 AWD				36
XC90 T8 AWD Recharge				36,39



Fuel economy for city, highway, and combined city/highway driving (55% city and 45% highway) in miles per gallon

Combined city/highway fuel economy range for vehicles in same EPA vehicle class and fuel economy for most efficient vehicle overall for model year

Technology and fuel type, such as gasoline, diesel, flexible fuel (gasoline-ethanol [E85]), plug-in hybrid (electricity-gasoline), and electric vehicle

Fuel consumption in gallons per 100 miles in combined city/highway driving

Annual fuel cost based on 15,000 miles per year and an average fuel price

Annual mileage, fuel cost, and other assumptions used to calculate estimates on the sticker

Compares fuel economy and tailpipe greenhouse gas emissions to those of other vehicles of the same model year on a scale of 1 (worst) to 10 (best). Upstream emissions estimates are available at fuel economy.gov.

QR Code. Scan the code with your smart phone to link to official information on fuel economy.gov (requires scanner app).

Fuel cost savings or extra expenditure compared to an "average" new vehicle of the same model year (28 mpg for model year 2023)

Compares tailpipe emissions of smog-producing pollutants to those of other vehicles of the same model year on a scale of 1 (worst) to 10 (best)

EPA DOT Fuel Economy and Environment Gasoline Vehicle

Fuel Economy
35 MPG
 combined city/hwy 32 city 40 highway
 2.9 gallons per 100 miles

Midsize cars range from 15 to 132 MPGe. The best vehicle rates 132 MPGe.

You save \$1,750 in fuel costs over 5 years compared to the average new vehicle.

Annual fuel cost \$1,250

Fuel Economy & Greenhouse Gas Rating (tailpipe only) **7** Best

Smog Rating (tailpipe only) **5** Best

This vehicle emits 253 grams CO₂ per mile. The best emits 0 grams per mile (tailpipe only). Producing and distributing fuel also create emissions. Learn more at fuel economy.gov.

Actual results will vary for many reasons, including driving conditions and how you drive and maintain your vehicle. The average new vehicle gets 28 MPG and costs \$8,000 to fuel over 5 years. Cost estimates are based on 15,000 miles per year at \$2.95 per gallon. MPGe is miles per gasoline gallon equivalent. Vehicle emissions are a significant cause of climate change and smog.

fuel economy.gov
 Calculate personalized estimates and compare vehicles

Smartphone QR Code SAMPLE

