

Model Year 2015

# Fuel Economy Guide




[www.fueleconomy.gov](http://www.fueleconomy.gov)



U.S. Department of Energy  
Office of Energy Efficiency and Renewable Energy  
U.S. Environmental Protection Agency  
**UPDATED: April 16, 2025**





## contents

- Using the *Fuel Economy Guide* / i
- Understanding the Guide Listings / 1
- Why Some Vehicles Are Not Listed / 1
- Vehicle Classes Used in This Guide / 2
- Tax Incentives and Disincentives / 2
- Why Consider Fuel Economy? / 2
- Fueling Options / 2
- Fuel Economy and Annual Fuel Cost Ranges for Vehicle Classes / 3
- Advanced Vehicle Technologies / 4
- Improve Your Fuel Economy / 4
- Model Year 2015 Fuel Economy Leaders / 5
- 2015 Model Year Vehicles / 6
- Diesel Vehicles / 29
- Electric Vehicles / 31
- Plug-in Hybrid Electric Vehicles / 33
- Compressed Natural Gas Vehicles / 35
- Fuel Cell Vehicles / 35
- Hybrid Electric Vehicles / 36
- Ethanol Flexible Fuel Vehicles / 38
- Index / 42

## USING THE FUEL ECONOMY GUIDE

The U.S. Environmental Protection Agency (EPA) and U.S. Department of Energy (DOE) produce the *Fuel Economy Guide* to help car buyers choose the most fuel-efficient vehicle that meets their needs. The Guide is published in print and on the Web at [www.fueleconomy.gov](http://www.fueleconomy.gov). For additional print copies, mail your request to: U.S. Government Printing Office, Laurel Distribution Center, 8660 Cherry Lane, Laurel MD 20707, or enter your request electronically at <http://www.fueleconomy.gov/feg/contacts.shtml>.

## Fuel Economy Estimates

The purpose of EPA's fuel economy estimates is to provide reliable estimates for comparing vehicles

Most vehicles in this Guide (other than plug-in hybrids) have three fuel economy estimates:

- A "city" estimate that represents urban driving, in which a vehicle is started in the morning (after being parked all night) and driven in stop-and-go traffic
- A "highway" estimate that represents a mixture of rural and interstate highway driving in a warmed-up vehicle, typical of longer trips in free-flowing traffic
- A "combined" estimate that represents a combination of city driving (55%) and highway driving (45%)

Estimates for all vehicles are based on laboratory testing under standardized conditions to allow for fair comparisons.

Flexible fuel vehicles (FFVs), which can use gasoline and E85, have estimates for both fuels. Plug-in hybrid electric vehicles (PHEVs) have estimates for (1) electric-only or blended electric and gasoline operation and (2) gasoline-only operation. PHEVs are discussed in more detail on page 30. For answers to frequently asked questions about fuel economy estimates, visit [www.fueleconomy.gov](http://www.fueleconomy.gov).

## Annual Fuel Cost Estimates

This Guide provides annual fuel cost estimates, rounded to the nearest \$50, for each vehicle. The estimates are based on the assumptions that you travel 15,000 miles per year (55% under city driving conditions and 45% under highway conditions) and that fuel costs \$3.24/gallon for regular unleaded gasoline and \$4.17/gallon for premium. Cost-per gallon assumptions for vehicles that use other fuel types are discussed at the beginning of those vehicle sections. The fuel costs were determined in advance to allow time for printing fuel economy labels; thus the Guide may not reflect current fuel prices.

Visit [www.fueleconomy.gov](http://www.fueleconomy.gov) to personalize fuel costs based on current fuel prices and your driving habits.

## Your Fuel Economy Will Vary

EPA's fuel economy values are good estimates of the fuel economy a typical driver will achieve under average driving conditions and provide a good basis to

compare one vehicle to another. Still, your fuel economy may be slightly higher or lower than EPA's estimates. Fuel economy varies, sometimes significantly, based on driving conditions, driving style, and other factors.

To ensure that estimates are consistent across different makes and models, the EPA estimates are based on a standardized, repeatable testing procedure. These tests model an "average" driver's environment and behavior based on real world conditions, such as stop-and-go traffic.

However, it is impossible for a single test to predict fuel economy precisely for all drivers in all environments. For example, the following factors can lower your vehicle's fuel economy:

- Aggressive driving (hard acceleration and braking)
- Excessive idling, accelerating, and braking in stop-and-go traffic
- Cold weather (engines are more efficient when warmed up). This has a greater effect for short trips.
- Driving with a heavy load or with the air conditioner running
- Improperly tuned engine or underinflated tires
- Driving on mountainous or hilly terrain
- High-performance or snow tires
- Use of remote starters

In addition, small variations in vehicle manufacturing can cause fuel economy variations in the same make and model, and some vehicles don't attain maximum fuel economy until they are "broken in" (around 3,000–5,000 miles).

With fuel-efficient driving techniques, drivers may also achieve better fuel economy than the EPA estimates. See "Improve Your Fuel Economy" on page 4 for tips on maximizing your fuel economy.

Overall, the EPA ratings are a useful tool for comparing vehicles because they are always done in precisely the same way under the same set of conditions. However, they may not accurately predict the fuel economy you will get. This is also true for annual fuel cost estimates. For more information on fuel economy ratings and factors that affect fuel economy, visit [www.fueleconomy.gov](http://www.fueleconomy.gov).

# UNDERSTANDING THE GUIDE LISTINGS

We hope you'll find the Fuel Economy Guide easy to use! Fuel economy and annual fuel cost data are organized by vehicle class (see page 2 for a list of classes). Within each class, vehicles are listed alphabetically by manufacturer and model.

Vehicle models with different features, such as engine size or transmission type, are listed as different vehicles. Engine and transmission attributes are shown in the first column under the model name.

Additional attributes needed to distinguish among vehicles (e.g., fuel type or suggested fuel grade) are listed in the "Notes" column. A legend for abbreviations is provided on page 6.

A "P" in the "Notes" column indicates that the manufacturer recommends that the vehicle be fueled with premium-grade

gasoline, and a "PR" indicates that the manufacturer requires premium. The higher price of premium fuel is reflected in the annual fuel cost of these vehicles.

The most fuel-efficient vehicles in each class and alternative fuel vehicles are indicated with special markings (see diagram below). Vehicles that can use more than one kind of fuel have an entry for each fuel type.

Interior passenger and cargo volumes are located in the index at the back of the Guide.

## WHY SOME VEHICLES ARE NOT LISTED

Light-duty fuel economy regulations do not apply to

- Sport utility vehicles (SUVs) and passenger vans with a gross vehicle weight rating (GVWR) of more than 10,000 pounds—GVWR is the vehicle weight plus carrying capacity

- Other vehicles with a GVWR of 8,500 pounds or more or a curb weight over 6,000 pounds

Therefore, manufacturers do not have to estimate their fuel economy, and fuel economy labels are not posted on their windows.

Also, fuel economy information on some vehicles was not available in time to be printed in the Guide. However, you can find more up-to-date information at [www.fueleconomy.gov](http://www.fueleconomy.gov).

### Sample Vehicle Listing (Not Actual Data)

Manufacturer Model Configuration (trans, eng size, cyl)	MPG		Annual Fuel Cost	GHG Rating	Notes
	Comb	City/Hwy			
<b>CHEVROLET</b> <b>Spark EV</b>					
A-1	119	128/109	\$500	10	EV
<b>MINI</b> <b>John Cooper Works Roadster</b>					
A-S6, 1.6L, 4cyl	28	25/34	\$2,050	7	P T
M-6, 1.6L, 4cyl	29	26/35	\$1,950	7	P T
<b>MIDSIZE CARS</b>					
<b>CHRYSLER</b> <b>200</b>					
A-9, 2.4L, 4cyl	28	23/36	\$1,900	7	
A-9, 3.6L, 6cyl	23	19/32	\$2,300	5	
<b>200 FFV</b>					
A-9, 3.6L, 6cyl	23	19/32	\$2,300	5	Gas
	17	14/23	\$2,750	6	E85

**Manufacturer**

**Model**

The most fuel-efficient vehicle per class is listed in blue boldface type and marked with a blue pointer (▶).

EPA city & highway MPG estimates.  
EXAMPLE:  
128 MPG city; 109 MPG highway

**Vehicle class**

Transmission information:  
type (A=automatic, A-S=automatic transmission-select shift, AV=continuously variable transmission, M=manual, etc.) followed by number of gears or speeds

Alternative fuel vehicles are highlighted by a blue bar, and those that can use two kinds of fuel, such as flexible fuel vehicles (FFVs), have an entry for each fuel type.

**MPG**

**Annual Fuel Cost**

**GHG Rating**

**Notes**

EPA combined city/highway MPG estimate based on 55% city and 45% highway driving

Compares the tailpipe greenhouse gas emissions to those of other vehicles of the same model year on a scale of 1 (worst) to 10 (best)

Additional information to help further identify the vehicle (e.g., engine and fuel system info) along with other useful information about taxes, required fuel grade, etc.  
EXAMPLE: P=premium gasoline recommended, T=turbocharger

Estimated annual fuel cost, assuming 15,000 miles of travel a year (55% city and 45% highway) and an average fuel price

FFVs can run on gasoline or E85 (a mixture of 85% ethanol and 15% gasoline).

Engine size (in liters) followed by number of cylinders. EXAMPLE: 3.6-liter, 6-cylinder engine



## VEHICLE CLASSES USED IN THIS GUIDE

CARS		TRUCKS	
Class	Passenger and Cargo Volume (cu. ft.)	Class	Gross Vehicle Weight Rating* (pounds)
<b>TWO-SEATER CARS</b>		<b>PICKUP TRUCKS</b>	
<b>SEDANS</b>		Small	Under 6,000
Minicompact	Under 85	Standard	6,000 to 8,500
Subcompact	85 to 99	<b>VANS</b>	
Compact	100 to 109	Passenger	Under 10,000
Midsize	110 to 119	Cargo	Under 8,500
Large	120 or more	<b>MINIVANS</b>	
<b>STATION WAGONS</b>		<b>SPORT UTILITY VEHICLES</b>	
Small	Under 130	Small	Under 6,000
Midsize	130 to 159	Standard	6,000 to 9,999
Large	160 or more	<b>SPECIAL PURPOSE VEHICLES</b>	
		Under 8,500	

\*Gross vehicle weight rating = vehicle weight plus carrying capacity.

## TAX INCENTIVES AND DISINCENTIVES

### Federal Tax Credits

You may be eligible for a federal income tax credit of up to \$7,500 if you purchase a qualifying electric or plug-in hybrid vehicle in 2014-15.

Visit [www.fueleconomy.gov](http://www.fueleconomy.gov) for more information on qualifying models, credit amounts, and phase-out dates.

### Gas Guzzler Tax

The Energy Tax Act of 1978 requires auto companies to pay a "gas guzzler" tax on the sale of cars with exceptionally low fuel economy. Such vehicles are identified in the Guide by the word "Tax" in the "Notes" column. In the dealer showroom, the words "Gas Guzzler" and the tax amount are listed on the vehicle's fuel economy label. The tax does not apply to light trucks.

## WHY CONSIDER FUEL ECONOMY?

### Save Money

You could save as much as \$1,400 in fuel costs each year by choosing the most fuel-efficient vehicle in a particular class. This can add up to thousands of dollars over a vehicle's lifetime. Fuel-efficient models come in all shapes and sizes, so you need not sacrifice utility or size.

Each vehicle listing in the Fuel Economy Guide provides an estimated annual fuel cost (see page i). The Find and Compare Cars tool at [www.fueleconomy.gov](http://www.fueleconomy.gov) features an annual fuel cost calculator that allows you to insert your local gasoline prices and typical driving conditions

(percentage of city and highway driving) to obtain the most accurate fuel cost information for your vehicle.

### Reduce Oil Dependence Costs

Buying a more fuel-efficient vehicle can help reduce our dependence on petroleum. About one-third of the oil used to produce the gasoline you put in your tank is imported. The United States uses about 19 million barrels of oil per day, of which over two-thirds is used for transportation. Oil dependence cost the U.S. economy around \$194 billion in 2013 alone.

### Reduce Climate Change

Climate change is widely viewed as the most significant long-term threat to the global environment, and human-made emissions of greenhouse gases (GHGs) are very likely the cause of most of the observed global warming over the last 50 years.

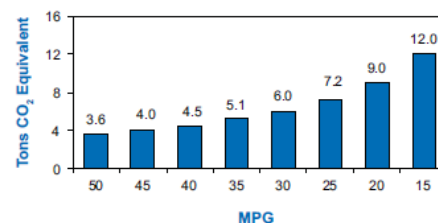
Burning fossil fuels such as gasoline and diesel releases GHGs into the atmosphere, contributing to global climate change. Highway vehicles account for about 24% (1.7 billion tons) of U.S. GHG emissions each year.

The average recent-model vehicle causes the release of 7 to 10 tons of tailpipe and upstream GHGs each year, most of which is carbon dioxide (CO<sub>2</sub>). Unlike other forms of vehicle pollution, CO<sub>2</sub> emissions cannot be reduced by pollution control technologies. They can only be reduced by burning less fuel or by burning fuel that contains less carbon.

You can reduce your contribution to climate change by buying a vehicle with better fuel economy. Switching from a

vehicle that gets 20 miles per gallon (MPG) to one that gets 25 MPG can reduce GHG emissions by 1.8 tons per year.

Annual Greenhouse Gas Emissions by Vehicle MPG (gasoline vehicles)\*



\*Includes both tailpipe and upstream emissions.

You can also reduce your contribution to climate change by

- Getting the best fuel economy out of your car (see "Improve Your Fuel Economy" on page 4)
- Using a low-carbon fuel, such as electricity, from a renewable resource such as wind or hydropower
- Walking, biking, or taking public transit more often

## FUELING OPTIONS

### Ethanol Blends—E85 and E10

Ethanol is a domestically produced, renewable fuel made primarily from starch-based crops such as corn. It may also be made from "cellulosic biomass," such as crop residues and wood, but this is not yet done on a large scale. The use of ethanol as a vehicle fuel can reduce greenhouse gas (GHG) emissions and U.S. dependence on petroleum.

E10 is a blend of 10% ethanol and 90% gasoline and is legal for use in any gasoline-powered vehicle. More than

95% of U.S. gasoline contains up to 10% ethanol to boost octane, meet air quality requirements, or satisfy the federal Renewable Fuel Standard. Vehicles will typically go 3%–4% fewer miles on E10 compared to 100% gasoline because ethanol contains less energy than gasoline.

E85 is a high-level ethanol-gasoline blend containing 51%–83% ethanol, depending on the season and geographic location. Drivers can use E85 in flexible fuel vehicles (FFVs), which are specially designed to run on gasoline, E85, or any mixture of the two. FFVs are offered by several vehicle manufacturers. To determine whether your vehicle is an FFV, check the inside of your car's fuel filler door for an identification sticker or consult your owner's manual. More than 2,300 filling stations in the United States currently sell E85. Visit [afdc.energy.gov/locator/stations](http://afdc.energy.gov/locator/stations) to find stations near you.

FFVs typically experience a 15%–30% drop in fuel economy when operating on E85 instead of regular gasoline due

to ethanol's lower energy content and other factors, assuming gasoline typically contains about 10% ethanol. However, drivers should notice no degradation in performance.

## Biodiesel

Biodiesel is a domestically produced renewable fuel manufactured from vegetable oils or animal fats for use in diesel vehicles. Using biodiesel in place of petroleum diesel can reduce GHG emissions and contributes to national energy security.

Biodiesel can be blended with petroleum diesel at any percentage. The most common biodiesel blend is B20, which contains 20% biodiesel and 80% petroleum diesel. B5 (5% biodiesel and 95% petroleum diesel) is another common blend. All vehicle manufacturers have approved biodiesel blends up to and including B5 for use in all diesel engines, and some have approved the use of blends up to B20 in a few recent model year vehicles. Keep in mind that using higher-level biodiesel blends may affect

your vehicle warranty. Check your owner's manual or with your vehicle manufacturer to determine the right blend for your vehicle.

**Purchase commercial-grade biodiesel from a reputable dealer. Never refuel with recycled grease or vegetable oil that has not been converted to biodiesel. It will damage your engine.**

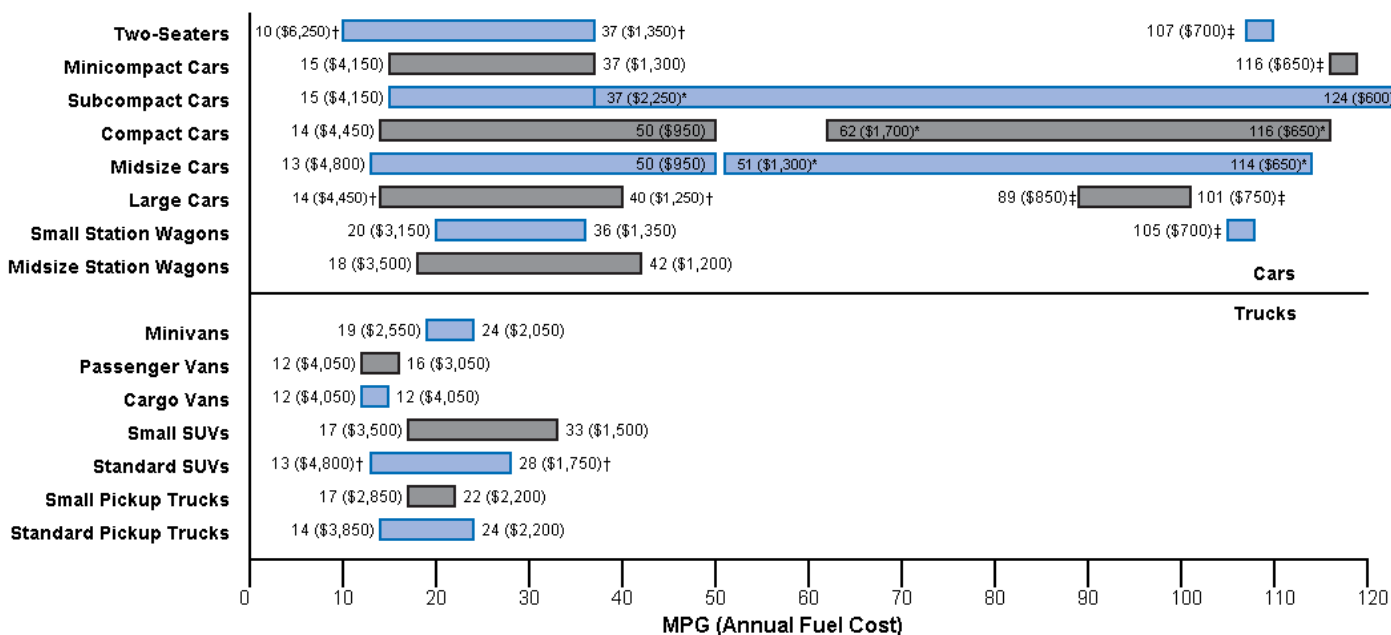
Almost 300 stations currently dispense B20. Visit [afdc.energy.gov/locator/stations](http://afdc.energy.gov/locator/stations) to find service stations selling biodiesel near you.

## Premium- vs Regular-Grade Gasoline

Regular unleaded is the recommended gasoline for most cars. Using a higher-octane gasoline than recommended by the owner's manual does not improve performance or fuel efficiency; it only costs more money. Check your owner's manual to determine the lowest grade of fuel you can use.

## FUEL ECONOMY AND ANNUAL FUEL COST RANGES FOR VEHICLE CLASSES

The graph below provides the fuel economy and annual fuel cost ranges for the vehicles in each class so you can see where a given vehicle's fuel economy and cost fall within its class. The graph uses combined city and highway MPG estimates, which assumes you will drive 55% in the city and 45% on the highway. Annual fuel costs assume that you travel 15,000 miles each year and that fuel costs \$3.24/gallon for regular unleaded gasoline, \$4.17/gallon for premium, \$3.58/gallon for diesel, and \$.15/kWh for electricity. Visit [www.fueleconomy.gov](http://www.fueleconomy.gov) to calculate the annual fuel cost for a specific vehicle based on your own driving conditions and fuel prices.



Fuel economy estimates on this chart do not include vehicles operating on compressed natural gas (CNG), hydrogen, or E85.

\* This range represents electric vehicles and/or plug-in hybrids. Fuel economy values for these vehicles are in miles per gallon gasoline equivalent (MPGe).

† Plug-in hybrids are included in this range.

‡ This range represents electric vehicles. Fuel economy values are in miles per gallon gasoline equivalent (MPGe).

## ADVANCED VEHICLE TECHNOLOGIES

Manufacturers are using advanced technologies to improve fuel economy in many of their vehicles. Along with hybrids, plug-in hybrids, and all-electric vehicles, new technologies are being used to make conventional vehicles more efficient as well. Some of these fuelsaving technologies are described below. For more information on these and other technologies, visit [www.fueleconomy.gov](http://www.fueleconomy.gov).

### Start-Stop Systems

Start-stop systems (sometimes called idle-stop, smart start, or other manufacturer-specific names) save fuel by turning off the engine when the vehicle comes to a stop and automatically starting it back up when you step on the accelerator. Start-stop can improve fuel economy by 4%–5% and provides the biggest benefit in conditions where the engine would otherwise be idling, such as stop-and-go city driving. These systems are currently available on about 100 conventional vehicle models from several manufacturers.

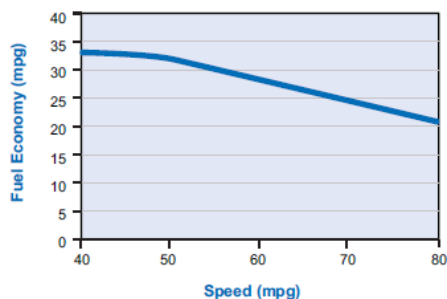
## IMPROVE YOUR FUEL ECONOMY

### Drive More Efficiently

- Aggressive driving (speeding and rapid acceleration/braking) can lower your gas mileage by as much as 33% at highway speeds and 5% around town.

Driver feedback devices can help you drive more efficiently, improving fuel economy by up to 10%.

- Observe the speed limit. Each 5 MPH you drive over 60 MPH can reduce your fuel economy by 7%. For a personalized estimate of the effect of speeding on your fuel economy, visit [www.fueleconomy.gov](http://www.fueleconomy.gov).



Avoid idling. Idling gets 0 miles per gallon and costs as much as \$0.04 per minute.

### Cylinder Deactivation

Cylinder deactivation "turns off" some of the engine's cylinders when they are not needed. This temporarily and seamlessly turns an 8- or 6-cylinder engine into a more efficient 4- or 3-cylinder engine.

### Turbocharging

Turbocharging increases engine power, allowing a smaller, more fuel-efficient engine to be used in place of a larger one. Replacing an 8-cylinder engine with a turbocharged 6-cylinder or a 6-cylinder engine with a turbocharged 4-cylinder can save fuel and still provide extra power when needed.

### Advanced Transmissions

The advanced electronics in today's vehicles can optimize gear shifting for improved fuel efficiency. Six-, 7-, and 8-speed automatic transmissions are becoming common, and some have even more gears. Continuously variable transmissions (CVTs) can change seamlessly through an infinite number

of gears. Transmissions with more gears allow the engine to run at its most efficient speed more often, improving fuel economy.

### Keep Your Car in Shape

- Fixing a car that is noticeably out of tune can improve your gas mileage by about 4%.
- Keeping tires inflated to the recommended pressure and using the recommended grade of motor oil can improve fuel economy by up to 5%.

The manufacturer's recommended tire pressure can be found on the tire information placard and/or vehicle certification label located on the vehicle door edge, doorpost, glove-box door, or inside the trunk lid.

- Keep your tires aligned and balanced.
- Replacing a clogged air filter can improve gas mileage on older cars with carbureted engines.

### Plan and Combine Trips

- A warmed-up engine is more fuelefficient than a cold one. Many short trips taken from a cold start can use twice as much fuel as one multipurpose trip covering the same distance.

### Improved Aerodynamics

Reducing a vehicle's aerodynamic drag (wind resistance) improves fuel economy, especially at higher speeds. Many manufacturers are improving aerodynamics by refining vehicle shapes or by employing external moving parts such as "shutters" that close off the grill, allowing air to flow smoothly around the vehicle instead of into the engine compartment, where it produces more drag.

### Lighter Vehicles

Reducing vehicle weight improves fuel economy, so manufacturers are beginning to redesign vehicles to weigh less while maintaining performance and safety. For example, replacing a steel body with one made from a lighter-weight material, such as aluminum, can reduce vehicle weight by hundreds of pounds.

**Note:** Letting your car idle to warm up doesn't help your fuel economy; it actually uses more fuel and creates more pollution.

### Other Solutions

- Avoid carrying unneeded items. An extra 100 pounds can decrease fuel economy by 1%–2%.
- Avoid carrying cargo on your roof. A large, blunt roof-top cargo box, for example, can reduce fuel economy by 2%–8% in city driving, 6%–17% on the highway, and 10%–25% at Interstate speeds (65 mph to 75 mph).  
Rear-mount cargo boxes or trays reduce fuel economy by much less—1%–2% in city driving and 1%–5% on the highway.
- Use the "economy mode" feature if your vehicle has one.

For more tips on improving fuel economy, such as cold-weather tips, hot-weather tips, and tips for hybrids, plug-in hybrids, and all-electric vehicles, visit [www.fueleconomy.gov](http://www.fueleconomy.gov).

## MODEL YEAR 2015 FUEL ECONOMY LEADERS

Listed below are vehicles with the highest fuel economy in the most popular classes. For each vehicle class, we list the most fuel-efficient plug-in hybrid (PHEV) or all-electric (EV) and the most fuel-efficient conventional vehicle. Rankings are based on combined city and highway fuel economy estimates, which assume 55% city driving and 45% highway driving. Please note that many vehicle models come in a range of engine sizes and trim lines, resulting in different fuel economy values. If there is only one vehicle in the class, we do not list a fuel economy leader.

	Trans Type / Speeds	Eng Size / Cylinders	MPG Combined		Trans Type / Speeds	Eng Size / Cylinders	MPG Combined
<b>TWO-SEATER CARS</b>				<b>MIDSIZE STATION WAGONS</b>			
<b>SMART</b>				<b>TOYOTA</b>			
fortwo electric drive convertible (EV)	A-1		107*	Prius v	AV	1.8L/4cyl	42
fortwo electric drive coupe (EV)	A-1		107*	<b>SMALL PICKUP TRUCKS</b>			
<b>HONDA</b>				<b>CHEVROLET</b>			
CR-Z	AV-S7	1.5L/4cyl	37	Colorado 2WD	M-6	2.5L/4cyl	22
<b>MINICOMPACT CARS</b>				Colorado 2WD			
<b>FIAT</b>				A-6			
500e (EV)	A-1		116*	<b>GMC</b>			
<b>SCION</b>				Canyon 2WD			
iQ	AV	1.3L/4cyl	37	Canyon 2WD	M-6	2.5L/4cyl	22
<b>SUBCOMPACT CARS</b>				<b>TOYOTA</b>			
<b>BMW</b>				Tacoma 2WD			
i3 BEV (EV)	A-1		124*	<b>STANDARD PICKUP TRUCKS</b>			
<b>FORD</b>				<b>RAM</b>			
Fiesta SFE FWD	M-5	1.0L/3cyl	36	1500 HFE 2WD (diesel)	A-8	3.0L/6cyl	24
<b>COMPACT CARS</b>				<b>VANS, CARGO</b>			
<b>VOLKSWAGEN</b>				<b>CHEVROLET</b>			
e-Golf (EV)	A-1		116*	Express 2500 2WD Conversion Cargo	A-6	6.0L/8cyl	12‡
<b>TOYOTA</b>				Express 2500 2WD Conversion Cargo			
Prius c	AV	1.5L/4cyl	50	<b>GMC</b>			
<b>MIDSIZE CARS</b>				Savana 2500 2WD Conversion (cargo)			
<b>NISSAN</b>				Savana 2500 2WD Conversion (cargo)			
Leaf (EV)	A-1		114*	<b>VANS, PASSENGER</b>			
<b>TOYOTA</b>				<b>FORD</b>			
Prius	AV	1.8L/4cyl	50	Transit T150 Wagon	A-S6	3.5L/6cyl	16
<b>LARGE CARS</b>				Transit T150 Wagon FFV			
<b>TESLA</b>				<b>MINIVANS</b>			
Model S AWD - 70D (EV)	A-1		101*	<b>MAZDA</b>			
<b>FORD</b>				5			
C-MAX Hybrid FWD	AV	2.0L/4cyl	40	<b>SMALL SPORT UTILITY VEHICLES</b>			
<b>SMALL STATION WAGONS</b>				<b>LEXUS</b>			
<b>KIA</b>				NX 300h			
Soul Electric (EV)	A-1		105*	<b>STANDARD SPORT UTILITY VEHICLES</b>			
<b>HONDA</b>				<b>TOYOTA</b>			
Fit	AV	1.5L/4cyl	36	Highlander Hybrid AWD	AV-S6	3.5L/6cyl	28
				Highlander Hybrid AWD LE Plus	AV-S6	3.5L/6cyl	28

\* This is an electric vehicle. Since electricity is not measured in gallons, a conversion factor is used to translate the fuel economy into miles per gallon of gasoline equivalent (MPGe).

† This vehicle is a plug-in hybrid, which runs on both gasoline and electricity. Since electricity is not measured in gallons, a conversion factor is used to translate the fuel economy when running on electricity into miles per gallon of gasoline equivalent (MPGe). The Combined MPGe estimate includes both city and highway driving and gasoline and electric energy use.

\* ‡ When operated on gasoline

## 2015 MODEL YEAR VEHICLES

This section contains the fuel economy values for 2015 model year vehicles. Additional information for alternative fuel vehicles can be found on pages 31–35 and 38–41. Alternative fuel vehicles are highlighted with a light blue bar, and those that can use two kinds of fuel, such as flexible fuel vehicles, have an entry for each fuel type. The most fuel-efficient vehicles per class are listed in blue boldface type and marked with a blue pointer (▶).

Manufacturer Model Configuration (trans, eng size, cyl)	MPG		Annual Fuel Cost	GHG Rating	Notes
	Comb	City/Hwy			
<b>TWO-SEATER CARS</b>					
<b>ALFA ROMEO</b>					
<b>4C</b>					
AM-6, 1.8L, 4cyl	28	24/34	\$2,250	7	P T
<b>ASTON MARTIN</b>					
<b>V12 Vantage S</b>					
AM-7, 6.0L, 12cyl	14	12/18	\$4,450	2	P Tax
<b>V8 Vantage</b>					
AM-7, 4.7L, 8cyl	16	14/21	\$3,900	3	P Tax
M-6, 4.7L, 8cyl	15	13/19	\$4,150	3	P Tax
<b>V8 Vantage S</b>					
AM-7, 4.7L, 8cyl	16	14/21	\$3,900	3	P Tax
M-6, 4.7L, 8cyl	15	13/19	\$4,150	3	P Tax
<b>Vantage GT</b>					
AM-7, 4.7L, 8cyl	16	14/21	\$3,900	3	P Tax
M-6, 4.7L, 8cyl	15	13/19	\$4,150	3	P Tax
<b>AUDI</b>					
<b>R8</b>					
AM-S7, 4.2L, 8cyl	17	14/23	\$3,700	4	P Tax
M-6, 4.2L, 8cyl	14	11/20	\$4,450	2	P Tax
AM-S7, 5.2L, 10cyl	16	13/22	\$3,900	3	P Tax
M-6, 5.2L, 10cyl	14	12/19	\$4,450	2	P Tax
<b>R8 Spyder</b>					
AM-S7, 4.2L, 8cyl	17	14/23	\$3,700	4	P Tax
M-6, 4.2L, 8cyl	14	11/20	\$4,450	2	P Tax
AM-S7, 5.2L, 10cyl	16	13/22	\$3,900	3	P Tax
M-6, 5.2L, 10cyl	14	12/19	\$4,450	2	P Tax
<b>TT Roadster quattro</b>					
AM-S6, 2.0L, 4cyl	26	22/31	\$2,400	6	P T
<b>BENTLEY</b>					
<b>Continental GT3-R</b>					
A-S8, 4.0L, 8cyl	17	13/23	\$3,700	4	P T Tax

Manufacturer Model Configuration (trans, eng size, cyl)	MPG		Annual Fuel Cost	GHG Rating	Notes
	Comb	City/Hwy			
<b>BMW</b>					
<b>Z4 sDrive28i</b>					
A-S8, 2.0L, 4cyl	26	22/33	\$2,400	6	P T
M-6, 2.0L, 4cyl	26	22/34	\$2,400	6	P T SS
<b>Z4 sDrive35i</b>					
AM-S7, 3.0L, 6cyl	20	17/24	\$3,150	5	P T
<b>Z4 sDrive35is</b>					
AM-S7, 3.0L, 6cyl	20	17/24	\$3,150	5	P T
<b>BUGATTI</b>					
<b>Veyron</b>					
AM-S7, 8.0L, 16cyl	10	8/15	\$6,250	1	P T Tax
<b>CHEVROLET</b>					
<b>Corvette</b>					
A-S8, 6.2L, 8cyl	20	16/29	\$3,150	5	P
A-S8, 6.2L, 8cyl	16	13/21	\$3,900	3	P S Tax
M-7, 6.2L, 8cyl	21	17/29	\$3,000	5	P
M-7, 6.2L, 8cyl	18	15/22	\$3,500	4	P S
<b>DODGE</b>					
<b>Viper SRT</b>					
M-6, 8.4L, 10cyl	15	12/21	\$4,150	3	P Tax
<b>FERRARI</b>					
<b>458 Italia</b>					
AM-7, 4.5L, 8cyl	14	13/17	\$4,450	2	P Tax
AM-7, 4.5L, 8cyl	15	13/17	\$4,150	3	P Tax SS
<b>458 Speciale</b>					
AM-7, 4.5L, 8cyl	14	13/17	\$4,450	2	P Tax
AM-7, 4.5L, 8cyl	15	13/17	\$4,150	3	P Tax SS
<b>458 Speciale Spider</b>					
AM-7, 4.5L, 8cyl	14	13/17	\$4,450	2	P Tax
AM-7, 4.5L, 8cyl	15	13/17	\$4,150	3	P Tax SS
<b>458 Spider</b>					
AM-7, 4.5L, 8cyl	14	13/17	\$4,450	2	P Tax
AM-7, 4.5L, 8cyl	15	13/17	\$4,150	3	P Tax SS

### ABBREVIATIONS:

▶..... Highest MPG in Class	Eng Size..... Engine Volume in Liters	MPG..... Miles per Gallon
2WD..... Two-Wheel Drive	EV..... Electric Vehicle	NA..... Not Available
4WD..... Four-Wheel Drive	FCV..... Fuel Cell Vehicle	Ni-MH..... Nickel-Metal Hydride
A..... Automatic Transmission	FFV..... Flexible Fuel Vehicle	ORP..... Off-Road Package
A-S..... Automatic Transmission-Select Shift	FWD..... Front-Wheel Drive	P..... Premium Gasoline Recommended
AM..... Automated Manual	Gas..... Regular Gasoline	PHEV..... Plug-in Hybrid Electric Vehicle
AM-S..... Automated Manual-Selectable	GHG..... Greenhouse Gas	PR..... Premium Gasoline Required
AV..... Continuously Variable Transmission	H..... Hydrogen	PT4WD..... Part-time 4WD
AV-S..... Continuously Variable Transmission with Select Shift	HEV..... Hybrid Electric Vehicle	PZEV..... Partial Zero-Emission Vehicles
AWD..... All-Wheel Drive	Hwy..... MPG on Highway Test Procedure	S..... Supercharger
City..... MPG on City Test Procedure	i-ELOOP..... Mazda Optional Technology Package	SIDI..... Spark Ignition Direct Injection
Cyl..... Cylinders	Li-Ion..... Lithium Ion	SS..... Stop-Start Technology
Comb..... Combined City-Highway MPG	LWB..... Long Wheel Base	SWB..... Short Wheelbase
D..... Ultra-Low Sulfur Diesel	M..... Manual Transmission	T..... Turbocharger
E85..... 85% Ethanol/15% Gasoline	Mid..... Midgrade Gasoline	Tax..... Subject to Gas Guzzler Tax
	Mode..... Multimode Transmission	Trans..... Transmission



Manufacturer Model Configuration (trans, eng size, cyl)	MPG		Annual Fuel Cost	GHG Rating	Notes
	Comb	City/Hwy			
<b>F12</b>					
AM-7, 6.3L, 12cyl	13	11/16	\$4,800	1	P Tax
AM-7, 6.3L, 12cyl	13	12/16	\$4,800	1	P Tax SS
<b>HONDA</b>					
<b>CR-Z</b>					
AV-S7, 1.5L, 4cyl	37	36/39	\$1,300	9	HEV SS
M-6, 1.5L, 4cyl	34	31/38	\$1,450	8	HEV SS
<b>JAGUAR</b>					
<b>F-Type Convertible</b>					
A-S8, 3.0L, 6cyl	23	20/28	\$2,700	5	P S SS
<b>F-Type Coupe</b>					
A-S8, 3.0L, 6cyl	23	20/28	\$2,700	5	P S SS
<b>F-Type R Coupe</b>					
A-S8, 5.0L, 8cyl	18	16/23	\$3,500	4	P S SS
<b>F-Type S Convertible</b>					
A-S8, 3.0L, 6cyl	22	19/27	\$2,850	5	P S SS
<b>F-Type S Coupe</b>					
A-S8, 3.0L, 6cyl	22	19/27	\$2,850	5	P S SS
<b>F-Type V8 S Convertible</b>					
A-S8, 5.0L, 8cyl	18	16/23	\$3,500	4	P S SS
<b>LAMBORGHINI</b>					
<b>Aventador Coupe</b>					
AM-S7, 6.5L, 12cyl	13	11/18	\$4,800	1	P Tax SS
<b>Aventador Roadster</b>					
AM-S7, 6.5L, 12cyl	12	10/16	\$5,200	1	P Tax SS
<b>Huracan</b>					
AM-S7, 5.2L, 10cyl	16	14/20	\$3,900	3	P Tax
<b>Veneno Roadster</b>					
AM-S7, 6.5L, 12cyl	13	11/17	\$4,800	1	P Tax
<b>MAZDA</b>					
<b>MX-5</b>					
A-S6, 2.0L, 4cyl	23	21/28	\$2,700	5	P
M-5, 2.0L, 4cyl	25	22/28	\$2,500	6	P
M-6, 2.0L, 4cyl	24	21/28	\$2,600	6	P
<b>MCLAREN AUTOMOTIVE</b>					
<b>650S Coupe</b>					
A-7, 3.8L, 8cyl	18	16/22	\$3,500	4	P T
<b>650S Spider</b>					
A-7, 3.8L, 8cyl	18	16/22	\$3,500	4	P T
<b>P1</b>					
A-7, 3.8L, 8cyl	See page 33				T PHEV SS
<b>MERCEDES-BENZ</b>					
<b>SL400</b>					
A-7, 3.0L, 6cyl	23	20/27	\$2,700	5	P T SS
<b>SL550</b>					
A-7, 4.7L, 8cyl	20	17/24	\$3,150	5	P T SS
<b>SL63 AMG</b>					
A-7, 5.5L, 8cyl	19	16/25	\$3,300	4	P T SS
<b>SL65 AMG</b>					
A-7, 6.0L, 12cyl	17	14/21	\$3,700	4	P T Tax SS
<b>SLK250</b>					
A-7, 1.8L, 4cyl	26	23/33	\$2,400	6	P T
M-6, 1.8L, 4cyl	26	22/32	\$2,400	6	P T
<b>SLK350</b>					
A-7, 3.5L, 6cyl	24	21/29	\$2,600	6	P SS

Manufacturer Model Configuration (trans, eng size, cyl)	MPG		Annual Fuel Cost	GHG Rating	Notes
	Comb	City/Hwy			
<b>SLK55 AMG</b>					
A-7, 5.5L, 8cyl	22	19/28	\$2,850	5	P SS
<b>SLS AMG GT Coupe</b>					
AM-7, 6.2L, 8cyl	15	13/19	\$4,150	3	P Tax
<b>SLS AMG GT Roadster</b>					
AM-7, 6.2L, 8cyl	15	13/19	\$4,150	3	P Tax
<b>MINI</b>					
<b>Cooper Coupe</b>					
A-S6, 1.6L, 4cyl	31	28/36	\$2,000	8	P
M-6, 1.6L, 4cyl	32	29/37	\$1,950	8	P
<b>Cooper Roadster</b>					
A-S6, 1.6L, 4cyl	29	26/34	\$2,150	7	P
M-6, 1.6L, 4cyl	30	27/34	\$2,100	7	P
<b>Cooper S Coupe</b>					
A-S6, 1.6L, 4cyl	28	25/34	\$2,250	7	P T
M-6, 1.6L, 4cyl	29	26/35	\$2,150	7	P T
<b>Cooper S Roadster</b>					
A-S6, 1.6L, 4cyl	28	25/34	\$2,250	7	P T
M-6, 1.6L, 4cyl	29	26/35	\$2,150	7	P T
<b>John Cooper Works Coupe</b>					
A-S6, 1.6L, 4cyl	28	25/34	\$2,250	7	P T
M-6, 1.6L, 4cyl	29	26/35	\$2,150	7	P T
<b>John Cooper Works Roadster</b>					
A-S6, 1.6L, 4cyl	28	25/34	\$2,250	7	P T
M-6, 1.6L, 4cyl	29	26/35	\$2,150	7	P T
<b>NISSAN</b>					
<b>370Z</b>					
A-S7, 3.7L, 6cyl	21	19/26	\$3,000	5	P
M-6, 3.7L, 6cyl	21	18/26	\$3,000	5	P
<b>370Z Roadster</b>					
A-S7, 3.7L, 6cyl	21	18/25	\$3,000	5	P
M-6, 3.7L, 6cyl	20	17/24	\$3,150	5	P
<b>PORSCHE</b>					
<b>911 GT3</b>					
AM-S7, 3.8L, 6cyl	17	15/20	\$3,700	4	P Tax
<b>918 Spyder</b>					
AM-S7, 4.6L, 8cyl	See page 33				PHEV SS
<b>Boxster</b>					
AM-S7, 2.7L, 6cyl	26	22/32	\$2,400	6	P
M-6, 2.7L, 6cyl	24	20/30	\$2,600	6	P
<b>Boxster GTS</b>					
AM-S7, 3.4L, 6cyl	25	22/31	\$2,500	6	P
M-6, 3.4L, 6cyl	22	19/26	\$2,850	5	P
<b>Boxster S</b>					
AM-S7, 3.4L, 6cyl	24	21/30	\$2,600	6	P
M-6, 3.4L, 6cyl	23	20/28	\$2,700	5	P
<b>Cayman</b>					
AM-S7, 2.7L, 6cyl	26	22/32	\$2,400	6	P
M-6, 2.7L, 6cyl	24	20/30	\$2,600	6	P
<b>Cayman GTS</b>					
AM-S7, 3.4L, 6cyl	25	22/31	\$2,500	6	P
M-6, 3.4L, 6cyl	22	19/26	\$2,850	5	P
<b>Cayman S</b>					
AM-S7, 3.4L, 6cyl	24	21/30	\$2,600	6	P
M-6, 3.4L, 6cyl	23	20/28	\$2,700	5	P
<b>SMART</b>					
<b>fortwo cabriolet</b>					
AM-5, 1.0L, 3cyl	36	34/38	\$1,750	8	P

Manufacturer Model Configuration (trans, eng size, cyl)	MPG		Annual Fuel Cost	GHG Rating	Notes
	Comb	City/Hwy			
<b>fortwo coupe</b>					
AM-5, 1.0L, 3cyl	36	34/38	\$1,750	8	P

#### fortwo electric drive convertible

▶A-1	107	122/93	\$700	10	EV
------	-----	--------	-------	----	----

#### fortwo electric drive coupe

▶A-1	107	122/93	\$700	10	EV
------	-----	--------	-------	----	----

### MINICOMPACT CARS

## ASTON MARTIN

### DB9

A-S6, 5.9L, 12cyl	15	13/19	\$4,150	3	P Tax
-------------------	----	-------	---------	---	-------

### Vanquish

A-S8, 6.0L, 12cyl	16	13/21	\$3,900	3	P Tax
-------------------	----	-------	---------	---	-------

## FERRARI

### California T

AM-7, 3.9L, 8cyl	18	16/23	\$3,500	4	P T
AM-7, 3.9L, 8cyl	19	16/23	\$3,300	4	P T SS

## FIAT

### 500

A-6, 1.4L, 4cyl	30	27/34	\$2,100	7	P
A-6, 1.4L, 4cyl	27	24/32	\$2,300	7	P T
M-5, 1.4L, 4cyl	34	31/40	\$1,850	8	P
M-5, 1.4L, 4cyl	30	28/34	\$2,100	7	P T

### 500 Abarth

A-6, 1.4L, 4cyl	27	24/32	\$2,300	7	P T
M-5, 1.4L, 4cyl	30	28/34	\$2,100	7	P T

### 500e

▶A-1	116	122/108	\$650	10	EV
------	-----	---------	-------	----	----

## JAGUAR

### XK

A-S6, 5.0L, 8cyl	19	16/24	\$3,300	4	P
A-S6, 5.0L, 8cyl	18	15/22	\$3,500	4	P S

### XK Convertible

A-S6, 5.0L, 8cyl	18	16/22	\$3,500	4	P
A-S6, 5.0L, 8cyl	17	15/22	\$3,700	4	P S

## MINI

### Cooper Convertible

A-S6, 1.6L, 4cyl	29	26/34	\$2,150	7	P
M-6, 1.6L, 4cyl	30	27/34	\$2,100	7	P

### Cooper S Convertible

A-S6, 1.6L, 4cyl	28	25/34	\$2,250	7	P T
M-6, 1.6L, 4cyl	29	26/35	\$2,150	7	P T

### John Cooper Works Convertible

A-S6, 1.6L, 4cyl	28	25/34	\$2,250	7	P T
M-6, 1.6L, 4cyl	29	26/35	\$2,150	7	P T

## PORSCHE

### 911 Carrera

AM-S7, 3.4L, 6cyl	23	20/28	\$2,700	5	P
M-7, 3.4L, 6cyl	22	19/27	\$2,850	5	P

### 911 Carrera 4

AM-S7, 3.4L, 6cyl	23	20/28	\$2,700	5	P
M-7, 3.4L, 6cyl	22	19/27	\$2,850	5	P

### 911 Carrera 4 Cabriolet

AM-S7, 3.4L, 6cyl	22	20/27	\$2,850	5	P
M-7, 3.4L, 6cyl	22	19/26	\$2,850	5	P

### 911 Carrera 4 GTS

AM-S7, 3.8L, 6cyl	21	19/26	\$3,000	5	P
M-7, 3.8L, 6cyl	21	18/26	\$3,000	5	P

Manufacturer Model Configuration (trans, eng size, cyl)	MPG		Annual Fuel Cost	GHG Rating	Notes
	Comb	City/Hwy			

### 911 Carrera 4 GTS Cabriolet

AM-S7, 3.8L, 6cyl	21	18/25	\$3,000	5	P
M-7, 3.8L, 6cyl	20	18/25	\$3,150	5	P

### 911 Carrera 4S

AM-S7, 3.8L, 6cyl	22	19/26	\$2,850	5	P
M-7, 3.8L, 6cyl	21	18/26	\$3,000	5	P

### 911 Carrera 4S Cabriolet

AM-S7, 3.8L, 6cyl	21	19/26	\$3,000	5	P
M-7, 3.8L, 6cyl	21	18/26	\$3,000	5	P

### 911 Carrera Cabriolet

AM-S7, 3.4L, 6cyl	23	21/28	\$2,700	5	P
M-7, 3.4L, 6cyl	22	19/27	\$2,850	5	P

### 911 Carrera GTS

AM-S7, 3.8L, 6cyl	21	19/26	\$3,000	5	P
M-7, 3.8L, 6cyl	21	18/26	\$3,000	5	P

### 911 Carrera GTS Cabriolet

AM-S7, 3.8L, 6cyl	21	19/26	\$3,000	5	P
M-7, 3.8L, 6cyl	20	18/25	\$3,150	5	P

### 911 Carrera S

AM-S7, 3.8L, 6cyl	22	19/27	\$2,850	5	P
M-7, 3.8L, 6cyl	22	19/27	\$2,850	5	P

### 911 Carrera S Cabriolet

AM-S7, 3.8L, 6cyl	22	19/27	\$2,850	5	P
M-7, 3.8L, 6cyl	22	19/27	\$2,850	5	P

### 911 Targa 4

AM-S7, 3.4L, 6cyl	22	19/26	\$2,850	5	P
M-7, 3.4L, 6cyl	21	18/26	\$3,000	5	P

### 911 Targa 4S

AM-S7, 3.8L, 6cyl	21	18/25	\$3,000	5	P
M-7, 3.8L, 6cyl	21	18/26	\$3,000	5	P

### 911 Turbo

AM-S7, 3.8L, 6cyl	20	17/24	\$3,150	5	P T
-------------------	----	-------	---------	---	-----

### 911 Turbo S

AM-S7, 3.8L, 6cyl	20	17/24	\$3,150	5	P T
-------------------	----	-------	---------	---	-----

## SCION

### FR-S

A-S6, 2.0L, 4cyl	28	25/34	\$2,250	7	P
M-6, 2.0L, 4cyl	25	22/30	\$2,500	6	P

### iQ

▶AV, 1.3L, 4cyl	37	36/37	\$1,300	9	
-----------------	----	-------	---------	---	--

## SUBARU

### BRZ

A-S6, 2.0L, 4cyl	28	25/34	\$2,250	7	P
M-6, 2.0L, 4cyl	25	22/30	\$2,500	6	P

### SUBCOMPACT CARS

## ASTON MARTIN

### Rapide S

A-S8, 6.0L, 12cyl	17	14/22	\$3,700	4	P Tax
-------------------	----	-------	---------	---	-------

## AUDI

### A3

AM-S6, 1.8L, 4cyl	27	23/33	\$2,300	7	P T
AM-S6, 2.0L, 4cyl	36	31/43	\$1,500	8	D T

### A3 Cabriolet

AM-S6, 1.8L, 4cyl	28	24/35	\$2,250	7	P T
-------------------	----	-------	---------	---	-----

### A3 Cabriolet quattro

AM-S6, 2.0L, 4cyl	26	23/32	\$2,400	6	P T
-------------------	----	-------	---------	---	-----

Manufacturer Model Configuration (trans, eng size, cyl)	MPG		Annual Fuel Cost	GHG Rating	Notes
	Comb	City/Hwy			
<b>A3 quattro</b>					
AM-S6, 2.0L, 4cyl	27	24/33	\$2,300	7	P T
<b>A5 Cabriolet quattro</b>					
A-S8, 2.0L, 4cyl	24	21/29	\$2,600	6	Gas
	17	15/21	\$2,400	6	E85
<b>A5 quattro</b>					
A-S8, 2.0L, 4cyl	25	22/31	\$2,500	6	Gas
	18	15/22	\$2,300	6	E85
M-6, 2.0L, 4cyl	26	22/32	\$2,400	6	P T
<b>RS 5</b>					
AM-S7, 4.2L, 8cyl	18	16/23	\$3,500	4	P
<b>RS 5 Cabriolet</b>					
AM-S7, 4.2L, 8cyl	18	16/22	\$3,500	4	P
<b>S3</b>					
AM-S6, 2.0L, 4cyl	26	23/31	\$2,400	6	P T
<b>S5</b>					
AM-S7, 3.0L, 6cyl	21	18/28	\$3,000	5	P S
M-6, 3.0L, 6cyl	20	17/26	\$3,150	5	P S
<b>S5 Cabriolet</b>					
AM-S7, 3.0L, 6cyl	21	18/26	\$3,000	5	P S
<b>TT Coupe quattro</b>					
AM-S6, 2.0L, 4cyl	26	22/31	\$2,400	6	P T
<b>BENTLEY</b>					
<b>Continental GT Convertible</b>					
A-S8, 4.0L, 8cyl	16	13/23	\$3,900	3	P T Tax
A-S8, 6.0L, 12cyl	15	12/20	\$4,150	3	Gas
	11	9/15	\$3,750	3	E85
<b>BMW</b>					
<b>228i</b>					
A-S8, 2.0L, 4cyl	28	23/36	\$2,250	7	P T SS
M-6, 2.0L, 4cyl	26	22/34	\$2,400	6	P T SS
<b>228i Convertible</b>					
A-S8, 2.0L, 4cyl	27	23/34	\$2,300	7	P T SS
<b>228i xDrive</b>					
A-S8, 2.0L, 4cyl	27	23/35	\$2,300	7	P T SS
<b>228i xDrive Convertible</b>					
A-S8, 2.0L, 4cyl	26	22/33	\$2,400	6	P T SS
<b>428i Convertible</b>					
A-S8, 2.0L, 4cyl	27	23/34	\$2,300	7	P T SS
<b>428i xDrive Convertible</b>					
A-S8, 2.0L, 4cyl	25	21/33	\$2,500	6	P T SS
<b>435i Convertible</b>					
A-S8, 3.0L, 6cyl	24	20/31	\$2,600	6	P T SS
<b>435i xDrive Convertible</b>					
A-S8, 3.0L, 6cyl	23	20/29	\$2,700	5	P T SS
<b>640i Convertible</b>					
A-S8, 3.0L, 6cyl	24	20/31	\$2,600	6	P T SS
<b>640i Coupe</b>					
A-S8, 3.0L, 6cyl	25	21/32	\$2,500	6	P T SS
<b>640i xDrive Convertible</b>					
A-S8, 3.0L, 6cyl	23	20/29	\$2,700	5	P T SS
<b>640i xDrive Coupe</b>					
A-S8, 3.0L, 6cyl	23	20/29	\$2,700	5	P T SS
<b>650i Convertible</b>					
A-S8, 4.4L, 8cyl	20	17/25	\$3,150	5	P T SS
<b>650i Coupe</b>					
A-S8, 4.4L, 8cyl	20	17/25	\$3,150	5	P T SS

Manufacturer Model Configuration (trans, eng size, cyl)	MPG		Annual Fuel Cost	GHG Rating	Notes
	Comb	City/Hwy			
<b>650i xDrive Convertible</b>					
A-S8, 4.4L, 8cyl	19	16/24	\$3,300	4	P T SS
<b>650i xDrive Coupe</b>					
A-S8, 4.4L, 8cyl	19	16/25	\$3,300	4	P T
<b>i3 BEV</b>					
▶A-1	124	137/111	\$600	10	EV
<b>i3 REX</b>					
A-1, 0.6L, 2cyl			See page 33		PHEV SS
<b>i8</b>					
A-6, 1.5L, 3cyl			See page 33		T PHEV SS
<b>M235i</b>					
A-S8, 3.0L, 6cyl	25	21/32	\$2,500	6	P T SS
M-6, 3.0L, 6cyl	22	19/28	\$2,850	5	P T SS
<b>M235i Convertible</b>					
A-S8, 3.0L, 6cyl	25	21/32	\$2,500	6	P T SS
M-6, 3.0L, 6cyl	22	19/26	\$2,850	5	P T SS
<b>M235i xDrive</b>					
A-S8, 3.0L, 6cyl	24	20/30	\$2,600	6	P T SS
<b>M4 Convertible</b>					
AM-S7, 3.0L, 6cyl	19	17/24	\$3,300	4	P T SS
M-6, 3.0L, 6cyl	20	17/26	\$3,150	5	P T SS
<b>M6 Convertible</b>					
AM-S7, 4.4L, 8cyl	16	14/20	\$3,900	3	P T Tax SS
M-6, 4.4L, 8cyl	17	15/22	\$3,700	4	P T Tax SS
<b>M6 Coupe</b>					
AM-S7, 4.4L, 8cyl	16	14/20	\$3,900	3	P T Tax SS
M-6, 4.4L, 8cyl	17	15/22	\$3,700	4	P T Tax SS
<b>CADILLAC</b>					
<b>ELR</b>					
AV, 1.4L, 4cyl			See page 33		PHEV SS
<b>CHEVROLET</b>					
<b>Spark</b>					
AV, 1.2L, 4cyl	34	30/39	\$1,450	8	
M-5, 1.2L, 4cyl	34	31/39	\$1,450	8	
<b>Spark EV</b>					
A-1	119	128/109	\$650	10	EV
<b>FORD</b>					
<b>Fiesta FWD</b>					
AM-6, 1.6L, 4cyl	31	27/37	\$1,550	8	
M-5, 1.6L, 4cyl	31	28/36	\$1,550	8	
<b>Fiesta SFE FWD</b>					
▶M-5, 1.0L, 3cyl	36	31/43	\$1,350	8	T
<b>Mustang</b>					
A-S6, 2.3L, 4cyl	25	21/32	\$1,950	6	T
M-6, 2.3L, 4cyl	26	22/31	\$1,850	6	T
A-6, 3.7L, 6cyl	22	19/28	\$2,200	5	
M-6, 3.7L, 6cyl	21	17/28	\$2,300	5	
A-6, 5.0L, 8cyl	19	16/25	\$2,550	4	
M-6, 5.0L, 8cyl	19	15/25	\$2,550	4	
<b>Mustang Convertible</b>					
A-S6, 2.3L, 4cyl	24	20/30	\$2,000	6	T
A-S6, 5.0L, 8cyl	18	15/24	\$2,700	4	
<b>HYUNDAI</b>					
<b>Genesis Coupe</b>					
A-S8, 3.8L, 6cyl	19	16/25	\$3,300	4	P
M-6, 3.8L, 6cyl	19	16/24	\$3,300	4	P

Manufacturer Model Configuration (trans, eng size, cyl)	MPG		Annual Fuel Cost	GHG Rating	Notes
	Comb	City/Hwy			
<b>INFINITI</b>					
<b>Q60</b>					
A-S7, 3.7L, 6cyl	22	19/27	\$2,850	5	P
M-6, 3.7L, 6cyl	20	17/25	\$3,150	5	P
<b>Q60 AWD</b>					
A-S7, 3.7L, 6cyl	20	18/25	\$3,150	5	P
<b>Q60 Convertible</b>					
A-S7, 3.7L, 6cyl	20	18/26	\$3,150	5	P
M-6, 3.7L, 6cyl	19	16/24	\$3,300	4	P
<b>LEXUS</b>					
<b>IS 250 C</b>					
A-S6, 2.5L, 6cyl	24	21/30	\$2,600	6	P
<b>IS 350 C</b>					
A-S6, 3.5L, 6cyl	22	19/27	\$2,850	5	P
<b>RC 350</b>					
A-S8, 3.5L, 6cyl	22	19/28	\$2,850	5	P
<b>RC 350 AWD</b>					
A-S6, 3.5L, 6cyl	21	19/26	\$3,000	5	P
<b>RC F</b>					
A-S8, 5.0L, 8cyl	19	16/25	\$3,300	4	P
<b>MASERATI</b>					
<b>GranTurismo</b>					
A-6, 4.7L, 8cyl	16	13/21	\$3,900	3	P Tax
<b>GranTurismo Convertible</b>					
A-6, 4.7L, 8cyl	15	13/20	\$4,150	3	P Tax
<b>MERCEDES-BENZ</b>					
<b>C250 Coupe</b>					
A-7, 1.8L, 4cyl	25	22/31	\$2,500	6	P T
<b>C350 4matic Coupe</b>					
A-7, 3.5L, 6cyl	22	19/27	\$2,850	5	P SS
<b>C350 Coupe</b>					
A-7, 3.5L, 6cyl	23	20/28	\$2,700	5	P SS
<b>C63 AMG Coupe</b>					
A-7, 6.2L, 8cyl	15	13/19	\$4,150	3	P Tax
<b>E350 Convertible</b>					
A-7, 3.5L, 6cyl	23	20/28	\$2,700	5	P SS
<b>E350 Coupe</b>					
A-7, 3.5L, 6cyl	22	19/28	\$2,850	5	P SS
<b>E400 4matic Coupe</b>					
A-7, 3.0L, 6cyl	23	20/28	\$2,700	5	P T SS
<b>E400 Convertible</b>					
A-7, 3.0L, 6cyl	24	20/29	\$2,600	6	P T SS
<b>E400 Coupe</b>					
A-7, 3.0L, 6cyl	24	20/29	\$2,600	6	P T SS
<b>E550 Convertible</b>					
A-7, 4.7L, 8cyl	20	17/26	\$3,150	5	P T SS
<b>E550 Coupe</b>					
A-7, 4.7L, 8cyl	21	18/26	\$3,000	5	P T SS
<b>MINI</b>					
<b>Cooper (3-doors)</b>					
A-S6, 1.5L, 3cyl	31	28/37	\$2,000	8	P T
M-6, 1.5L, 3cyl	33	29/40	\$1,900	8	P T
<b>Cooper (5-doors)</b>					
A-S6, 1.5L, 3cyl	31	28/37	\$2,000	8	P T
M-6, 1.5L, 3cyl	33	29/40	\$1,900	8	P T

Manufacturer Model Configuration (trans, eng size, cyl)	MPG		Annual Fuel Cost	GHG Rating	Notes
	Comb	City/Hwy			
<b>Cooper S (3-doors)</b>					
A-S6, 2.0L, 4cyl	29	26/33	\$2,150	7	P T
M-6, 2.0L, 4cyl	27	24/34	\$2,300	7	P T
<b>Cooper S (5-doors)</b>					
A-S6, 2.0L, 4cyl	29	26/33	\$2,150	7	P T
M-6, 2.0L, 4cyl	27	24/34	\$2,300	7	P T
<b>John Cooper Works Hardtop</b>					
A-S6, 2.0L, 4cyl	28	25/31	\$2,250	7	P T SS
M-6, 2.0L, 4cyl	26	23/31	\$2,400	6	P T SS
<b>NISSAN</b>					
<b>GT-R</b>					
AM-6, 3.8L, 6cyl	19	16/23	\$3,300	4	P T
<b>VOLKSWAGEN</b>					
<b>Beetle Convertible</b>					
A-S6, 1.8L, 4cyl	27	24/32	\$1,800	7	T
AM-S6, 2.0L, 4cyl	34	30/40	\$1,600	7	D T
AM-S6, 2.0L, 4cyl	25	23/29	\$2,500	6	P T
M-6, 2.0L, 4cyl	34	30/40	\$1,600	7	D T
M-6, 2.0L, 4cyl	26	23/31	\$2,400	6	P T
<b>Eos</b>					
AM-S6, 2.0L, 4cyl	25	22/30	\$2,500	6	P T
<b>COMPACT CARS</b>					
<b>ACURA</b>					
<b>ILX</b>					
A-S5, 2.0L, 4cyl	28	24/35	\$2,250	7	P
M-6, 2.4L, 4cyl	25	22/31	\$2,500	6	P
<b>TLX</b>					
AM-8, 2.4L, 4cyl	28	24/35	\$2,250	7	P
A-S9, 3.5L, 6cyl	25	21/34	\$2,500	6	P
<b>TLX AWD</b>					
A-S9, 3.5L, 6cyl	25	21/31	\$2,500	6	P SS
<b>AUDI</b>					
<b>A4</b>					
AV-S8, 2.0L, 4cyl	27	24/32	\$2,300	7	P T
<b>A4 quattro</b>					
A-S8, 2.0L, 4cyl	25	22/31	\$2,500	6	Gas
	18	15/22	\$2,300	6	E85
M-6, 2.0L, 4cyl	26	22/32	\$2,400	6	P T
<b>Q3</b>					
A-S6, 2.0L, 4cyl	23	20/29	\$2,700	5	P T
<b>Q3 quattro</b>					
A-S6, 2.0L, 4cyl	23	20/28	\$2,700	5	P T
<b>S4</b>					
AM-S7, 3.0L, 6cyl	21	18/28	\$3,000	5	P S
M-6, 3.0L, 6cyl	20	17/26	\$3,150	5	P S
<b>BENTLEY</b>					
<b>Continental GT</b>					
A-S8, 4.0L, 8cyl	18	15/25	\$3,500	4	P T
A-S8, 6.0L, 12cyl	15	12/21	\$4,150	3	Gas
	11	9/15	\$3,750	3	E85
<b>BMW</b>					
<b>320i</b>					
A-S8, 2.0L, 4cyl	28	24/36	\$2,250	7	P T SS
M-6, 2.0L, 4cyl	27	23/36	\$2,300	7	P T SS
<b>320i xDrive</b>					
A-S8, 2.0L, 4cyl	27	23/35	\$2,300	7	P T SS
<b>328d</b>					
A-S8, 2.0L, 4cyl	37	32/45	\$1,450	8	D T



Manufacturer Model Configuration (trans, eng size, cyl)	MPG		Annual Fuel Cost	GHG Rating	Notes
	Comb	City/Hwy			
<b>328d xDrive</b>					
A-S8, 2.0L, 4cyl	35	31/43	\$1,550	8	D T
<b>328i</b>					
A-S8, 2.0L, 4cyl	27	23/35	\$2,300	7	P T SS
M-6, 2.0L, 4cyl	26	22/34	\$2,400	6	P T SS
<b>328i xDrive</b>					
A-S8, 2.0L, 4cyl	26	22/33	\$2,400	6	P T SS
<b>335i</b>					
A-S8, 3.0L, 6cyl	25	21/32	\$2,500	6	P T SS
M-6, 3.0L, 6cyl	24	20/30	\$2,600	6	P T SS
<b>335i xDrive</b>					
A-S8, 3.0L, 6cyl	24	20/30	\$2,600	6	P T SS
M-6, 3.0L, 6cyl	23	20/28	\$2,700	5	P T SS
<b>428i Coupe</b>					
A-S8, 2.0L, 4cyl	27	23/35	\$2,300	7	P T SS
M-6, 2.0L, 4cyl	26	22/34	\$2,400	6	P T SS
<b>428i Gran Coupe</b>					
A-S8, 2.0L, 4cyl	27	23/34	\$2,300	7	P T SS
<b>428i xDrive Coupe</b>					
A-S8, 2.0L, 4cyl	26	22/33	\$2,400	6	P T SS
<b>428i xDrive Gran Coupe</b>					
A-S8, 2.0L, 4cyl	26	22/32	\$2,400	6	P T SS
<b>435i Coupe</b>					
A-S8, 3.0L, 6cyl	25	21/32	\$2,500	6	P T SS
M-6, 3.0L, 6cyl	24	20/30	\$2,600	6	P T SS
<b>435i Gran Coupe</b>					
A-S8, 3.0L, 6cyl	25	21/32	\$2,500	6	P T SS
<b>435i xDrive Coupe</b>					
A-S8, 3.0L, 6cyl	24	20/30	\$2,600	6	P T SS
M-6, 3.0L, 6cyl	23	20/28	\$2,700	5	P T SS
<b>435i xDrive Gran Coupe</b>					
A-S8, 3.0L, 6cyl	24	20/31	\$2,600	6	P T SS
<b>640i Gran Coupe</b>					
A-S8, 3.0L, 6cyl	24	20/31	\$2,600	6	P T SS
<b>640i xDrive Gran Coupe</b>					
A-S8, 3.0L, 6cyl	23	20/29	\$2,700	5	P T SS
<b>650i Gran Coupe</b>					
A-S8, 4.4L, 8cyl	20	17/25	\$3,150	5	P T SS
<b>650i xDrive Gran Coupe</b>					
A-S8, 4.4L, 8cyl	19	16/24	\$3,300	4	P T SS
<b>ActiveHybrid 3</b>					
A-S8, 3.0L, 6cyl	28	25/33	\$2,250	7	P T HEV SS
<b>Alpina B6 Gran Coupe xDrive</b>					
A-S8, 4.4L, 8cyl	19	16/24	\$3,300	4	P T SS
<b>M3</b>					
AM-S7, 3.0L, 6cyl	19	17/24	\$3,300	4	P T SS
M-6, 3.0L, 6cyl	20	17/26	\$3,150	5	P T SS
<b>M4 Coupe</b>					
AM-S7, 3.0L, 6cyl	19	17/24	\$3,300	4	P T SS
M-6, 3.0L, 6cyl	20	17/26	\$3,150	5	P T SS
<b>M6 Gran Coupe</b>					
AM-S7, 4.4L, 8cyl	16	14/20	\$3,900	3	P T Tax SS
M-6, 4.4L, 8cyl	17	15/22	\$3,700	4	P T Tax SS

## BUICK

### Verano

A-S6, 2.0L, 4cyl	24	21/30	\$2,000	6	T
M-6, 2.0L, 4cyl	24	20/31	\$2,000	6	T
A-S6, 2.4L, 4cyl	25	21/32	\$1,950	6	

Manufacturer Model Configuration (trans, eng size, cyl)	MPG		Annual Fuel Cost	GHG Rating	Notes
	Comb	City/Hwy			
<b>CADILLAC</b>					
<b>ATS</b>					
A-S6, 2.0L, 4cyl	24	21/30	\$2,000	6	T
M-6, 2.0L, 4cyl	23	19/30	\$2,100	5	T
A-S6, 2.5L, 4cyl	25	21/33	\$1,950	6	
A-S6, 3.6L, 6cyl	22	18/28	\$2,200	5	
<b>ATS AWD</b>					
A-S6, 2.0L, 4cyl	23	20/28	\$2,100	5	T
A-S6, 3.6L, 6cyl	21	18/26	\$2,300	5	
<b>CHEVROLET</b>					
<b>Camaro</b>					
A-6, 3.6L, 6cyl	22	19/30	\$2,200	5	
A-S6, 3.6L, 6cyl	21	18/27	\$2,300	5	
M-6, 3.6L, 6cyl	20	17/28	\$2,450	5	
A-S6, 6.2L, 8cyl	18	15/24	\$2,700	4	
A-S6, 6.2L, 8cyl	14	12/18	\$4,450	2	P S Tax
M-6, 6.2L, 8cyl	19	16/24	\$3,300	4	P
M-6, 6.2L, 8cyl	16	14/19	\$3,900	3	P S Tax
M-6, 7.0L, 8cyl	15	13/19	\$4,150	3	P Tax
<b>Sonic</b>					
A-S6, 1.4L, 4cyl	31	27/37	\$1,550	8	T
M-6, 1.4L, 4cyl	33	29/40	\$1,450	8	T
A-S6, 1.8L, 4cyl	28	25/35	\$1,750	7	
M-5, 1.8L, 4cyl	30	26/35	\$1,600	7	
<b>Sonic RS</b>					
A-S6, 1.4L, 4cyl	28	25/33	\$1,750	7	T
M-6, 1.4L, 4cyl	29	27/34	\$1,700	7	T
<b>Volt</b>					
AV, 1.4L, 4cyl		See page 33			PHEV SS
<b>FORD</b>					
<b>Fiesta ST FWD</b>					
M-6, 1.6L, 4cyl	29	26/35	\$1,700	7	T
<b>Focus Electric</b>					
A-1	105	110/99	\$700	10	EV
<b>Focus FWD</b>					
M-6, 1.0L, 3cyl	33	29/40	\$1,450	8	T SS
A-S6, 2.0L, 4cyl	30	26/38	\$1,600	7	
AM-6, 2.0L, 4cyl	31	27/40	\$1,550	8	
M-5, 2.0L, 4cyl	30	26/36	\$1,600	7	
M-6, 2.0L, 4cyl	26	23/32	\$1,850	6	T
<b>Focus FWD FFV</b>					
A-S6, 2.0L, 4cyl	30	26/38	\$1,600	7	Gas
	22	19/28	\$1,850	8	E85
AM-6, 2.0L, 4cyl	31	27/40	\$1,550	8	Gas
	23	20/29	\$1,800	8	E85
M-5, 2.0L, 4cyl	30	26/36	\$1,600	7	Gas
	22	19/27	\$1,850	8	E85
<b>Focus SFE FWD</b>					
M-6, 1.0L, 3cyl	35	30/42	\$1,400	8	T SS
<b>HONDA</b>					
<b>Civic</b>					
AV, 1.8L, 4cyl	33	30/39	\$1,450	8	
AV-S7, 1.8L, 4cyl	33	29/38	\$1,450	8	
M-5, 1.8L, 4cyl	31	28/36	\$1,550	8	
M-6, 2.4L, 4cyl	25	22/31	\$2,500	6	P
<b>Civic HF</b>					
AV, 1.8L, 4cyl	35	31/41	\$1,400	8	
<b>Civic Hybrid</b>					
AV, 1.5L, 4cyl	45	44/47	\$1,100	10	HEV SS

Manufacturer Model Configuration (trans, eng size, cyl)	MPG		Annual Fuel Cost	GHG Rating	Notes
	Comb	City/Hwy			
<b>Civic Natural Gas</b>					
A-5, 1.8L, 4cyl	31	27/38	\$1,400	9	CNG
<b>HYUNDAI</b>					
<b>Accent</b>					
A-S6, 1.6L, 4cyl	30	26/37	\$1,600	7	
M-6, 1.6L, 4cyl	31	27/38	\$1,550	8	
<b>Veloster</b>					
A-S6, 1.6L, 4cyl	27	24/31	\$1,800	7	T
AM-6, 1.6L, 4cyl	30	27/36	\$1,600	7	
M-6, 1.6L, 4cyl	30	26/35	\$1,600	7	
M-6, 1.6L, 4cyl	28	24/33	\$1,750	7	T
<b>INFINITI</b>					
<b>Q50 Hybrid</b>					
A-S7, 3.5L, 6cyl	31	29/36	\$2,000	8	P HEV SS
<b>Q50 Hybrid AWD</b>					
A-S7, 3.5L, 6cyl	30	28/35	\$2,100	7	P HEV SS
<b>Q50S Hybrid</b>					
A-S7, 3.5L, 6cyl	30	28/34	\$2,100	7	P HEV SS
<b>Q50S Hybrid AWD</b>					
A-S7, 3.5L, 6cyl	28	27/31	\$2,250	7	P HEV SS
<b>KIA</b>					
<b>Forte Koup</b>					
A-S6, 1.6L, 4cyl	25	22/30	\$1,950	6	T
M-6, 1.6L, 4cyl	25	22/29	\$1,950	6	T
A-S6, 2.0L, 4cyl	28	25/34	\$1,750	7	
M-6, 2.0L, 4cyl	27	24/33	\$1,800	7	
<b>Rio</b>					
A-S6, 1.6L, 4cyl	31	27/37	\$1,550	8	
M-6, 1.6L, 4cyl	31	27/37	\$1,550	8	
<b>Rio Eco</b>					
A-S6, 1.6L, 4cyl	31	28/37	\$1,550	8	SS
<b>LEXUS</b>					
<b>CT 200h</b>					
AV, 1.8L, 4cyl	42	43/40	\$1,150	9	HEV SS
<b>IS 250</b>					
A-S6, 2.5L, 6cyl	24	21/30	\$2,600	6	P
<b>IS 250 AWD</b>					
A-S6, 2.5L, 6cyl	23	20/27	\$2,700	5	P
<b>IS 350</b>					
A-S8, 3.5L, 6cyl	22	19/28	\$2,850	5	P
<b>IS 350 AWD</b>					
A-S6, 3.5L, 6cyl	21	19/26	\$3,000	5	P
<b>MAZDA</b>					
<b>3 4-Door</b>					
A-S6, 2.0L, 4cyl	34	30/41	\$1,450	8	
M-6, 2.0L, 4cyl	33	29/41	\$1,450	8	
A-S6, 2.5L, 4cyl	33	29/40	\$1,450	8	i-ELOOP
A-S6, 2.5L, 4cyl	32	28/39	\$1,500	8	
M-6, 2.5L, 4cyl	29	25/37	\$1,700	7	
<b>MERCEDES-BENZ</b>					
<b>AMG C63</b>					
A-7, 4.0L, 8cyl	20	18/25	\$3,150	5	P T SS
<b>AMG C63 S</b>					
A-7, 4.0L, 8cyl	20	18/25	\$3,150	5	P T SS
<b>C300</b>					
A-7, 2.0L, 4cyl	28	25/34	\$2,250	7	P T SS
<b>C300 4matic</b>					
A-7, 2.0L, 4cyl	27	24/31	\$2,300	7	P T SS

Manufacturer Model Configuration (trans, eng size, cyl)	MPG		Annual Fuel Cost	GHG Rating	Notes
	Comb	City/Hwy			
<b>C400 4matic</b>					
A-7, 3.0L, 6cyl	24	21/29	\$2,600	6	P T SS
<b>CLA250</b>					
AM-7, 2.0L, 4cyl	30	26/38	\$2,100	7	P T SS
<b>CLA250 4matic</b>					
AM-7, 2.0L, 4cyl	27	24/33	\$2,300	7	P T SS
AM-7, 2.0L, 4cyl	27	24/33	\$2,300	7	Gas
	20	18/24	\$2,050	7	E85
<b>CLA45 AMG 4matic</b>					
AM-7, 2.0L, 4cyl	26	23/31	\$2,400	6	P T SS
<b>CLS400</b>					
A-7, 3.0L, 6cyl	24	20/30	\$2,600	6	P T SS
<b>CLS400 4matic</b>					
A-7, 3.0L, 6cyl	22	19/26	\$2,850	5	P T SS
<b>CLS550</b>					
A-9, 4.7L, 8cyl	21	17/26	\$3,000	5	P T SS
<b>CLS550 4matic</b>					
A-7, 4.7L, 8cyl	19	17/24	\$3,300	4	P T SS
<b>CLS63 AMG S 4matic</b>					
A-7, 5.5L, 8cyl	18	16/22	\$3,500	4	P T SS
<b>S550 4matic Coupe</b>					
A-7, 4.7L, 8cyl	19	16/24	\$3,300	4	P T SS
<b>S63 AMG 4matic Coupe</b>					
A-7, 5.5L, 8cyl	18	15/23	\$3,500	4	P T SS
<b>S65 AMG Coupe</b>					
A-7, 6.0L, 12cyl	15	13/20	\$4,150	3	P T Tax SS
<b>MINI</b>					
<b>Cooper Countryman</b>					
A-S6, 1.6L, 4cyl	27	25/30	\$2,300	7	P
M-6, 1.6L, 4cyl	30	27/34	\$2,100	7	P
<b>Cooper Paceman</b>					
A-S6, 1.6L, 4cyl	27	25/30	\$2,300	7	P
M-6, 1.6L, 4cyl	30	27/34	\$2,100	7	P
<b>Cooper S Countryman</b>					
A-S6, 1.6L, 4cyl	28	25/32	\$2,250	7	P T
M-6, 1.6L, 4cyl	29	26/32	\$2,150	7	P T
<b>Cooper S Countryman All4</b>					
A-S6, 1.6L, 4cyl	26	23/30	\$2,400	6	P T
M-6, 1.6L, 4cyl	27	25/31	\$2,300	7	P T
<b>Cooper S Paceman</b>					
A-S6, 1.6L, 4cyl	28	25/32	\$2,250	7	P T
M-6, 1.6L, 4cyl	29	26/32	\$2,150	7	P T
<b>Cooper S Paceman All4</b>					
A-S6, 1.6L, 4cyl	26	23/30	\$2,400	6	P T
M-6, 1.6L, 4cyl	27	25/31	\$2,300	7	P T
<b>JCW Countryman All4</b>					
A-S6, 1.6L, 4cyl	26	23/30	\$2,400	6	P T
M-6, 1.6L, 4cyl	27	25/31	\$2,300	7	P T
<b>JCW Paceman All4</b>					
A-S6, 1.6L, 4cyl	26	23/30	\$2,400	6	P T
M-6, 1.6L, 4cyl	27	25/31	\$2,300	7	P T
<b>MITSUBISHI</b>					
<b>Lancer</b>					
AV-S6, 2.0L, 4cyl	29	26/34	\$1,700	7	
M-5, 2.0L, 4cyl	28	25/34	\$1,750	7	
AV-S6, 2.4L, 4cyl	26	23/30	\$1,850	6	
M-5, 2.4L, 4cyl	26	22/31	\$1,850	6	

Manufacturer Model Configuration (trans, eng size, cyl)	MPG		Annual Fuel Cost	GHG Rating	Notes
	Comb	City/Hwy			
<b>Lancer AWD</b>					
AM-6, 2.0L, 4cyl	20	18/25	\$3,150	5	P T
AV-S6, 2.4L, 4cyl	25	22/29	\$1,950	6	
<b>Lancer Evolution</b>					
AM-6, 2.0L, 4cyl	19	17/22	\$3,300	4	P T
M-5, 2.0L, 4cyl	19	17/23	\$3,300	4	P T
<b>Mirage</b>					
AV, 1.2L, 3cyl	40	37/44	\$1,200	9	
M-5, 1.2L, 3cyl	37	34/42	\$1,300	9	
<b>NISSAN</b>					
<b>Versa</b>					
A-4, 1.6L, 4cyl	30	26/35	\$1,600	7	
AV, 1.6L, 4cyl	35	31/40	\$1,400	8	
M-5, 1.6L, 4cyl	30	27/36	\$1,600	7	
<b>ROLLS-ROYCE</b>					
<b>Phantom Coupe</b>					
A-S8, 6.7L, 12cyl	14	11/19	\$4,450	2	P Tax
<b>Phantom Drophead Coupe</b>					
A-S8, 6.7L, 12cyl	14	11/19	\$4,450	2	P Tax
<b>SCION</b>					
<b>tC</b>					
A-S6, 2.5L, 4cyl	26	23/31	\$1,850	6	
M-6, 2.5L, 4cyl	26	23/31	\$1,850	6	
<b>SUBARU</b>					
<b>Impreza AWD</b>					
AV-S6, 2.0L, 4cyl	31	28/37	\$1,550	8	
M-5, 2.0L, 4cyl	28	25/34	\$1,750	7	
<b>WRX</b>					
AV-S8, 2.0L, 4cyl	21	19/25	\$3,000	5	P T
M-6, 2.0L, 4cyl	24	21/28	\$2,600	6	P T
M-6, 2.5L, 4cyl	19	17/23	\$3,300	4	P T
<b>TOYOTA</b>					
<b>Prius c</b>					
▶AV, 1.5L, 4cyl	50	53/46	\$950	10	HEV SS
<b>Yaris</b>					
A-4, 1.5L, 4cyl	32	30/36	\$1,500	8	
M-5, 1.5L, 4cyl	33	30/37	\$1,450	8	
<b>VOLKSWAGEN</b>					
<b>Beetle</b>					
A-S6, 1.8L, 4cyl	28	25/33	\$1,750	7	T
M-5, 1.8L, 4cyl	27	24/33	\$1,800	7	T
AM-S6, 2.0L, 4cyl	34	31/41	\$1,600	7	D T
AM-S6, 2.0L, 4cyl	26	24/30	\$2,400	6	P T
M-6, 2.0L, 4cyl	34	31/41	\$1,600	7	D T
M-6, 2.0L, 4cyl	26	23/31	\$2,400	6	P T
<b>CC</b>					
AM-S6, 2.0L, 4cyl	25	22/31	\$2,500	6	P T
M-6, 2.0L, 4cyl	25	21/32	\$2,500	6	P T
<b>CC 4motion</b>					
A-S6, 3.6L, 6cyl	20	17/25	\$3,150	5	P
<b>e-Golf</b>					
▶A-1	116	126/105	\$650	10	EV
<b>Golf</b>					
A-S6, 1.8L, 4cyl	29	25/36	\$1,700	7	T
M-5, 1.8L, 4cyl	30	25/37	\$1,600	7	T
AM-S6, 2.0L, 4cyl	36	31/43	\$1,500	8	D T
M-6, 2.0L, 4cyl	36	30/45	\$1,500	8	D T

Manufacturer Model Configuration (trans, eng size, cyl)	MPG		Annual Fuel Cost	GHG Rating	Notes
	Comb	City/Hwy			
<b>Golf R</b>					
AM-S6, 2.0L, 4cyl	26	23/30	\$2,400	6	P T
<b>GTI</b>					
AM-S6, 2.0L, 4cyl	28	25/33	\$2,250	7	P T
M-6, 2.0L, 4cyl	28	25/34	\$2,250	7	P T
<b>Jetta</b>					
A-S6, 1.8L, 4cyl	30	25/37	\$1,600	7	T
M-5, 1.8L, 4cyl	29	25/37	\$1,700	7	T
A-S6, 2.0L, 4cyl	26	23/34	\$1,850	6	
AM-S6, 2.0L, 4cyl	36	31/45	\$1,500	8	D T
AM-S6, 2.0L, 4cyl	27	24/32	\$2,300	7	P T
M-5, 2.0L, 4cyl	28	25/34	\$1,750	7	
M-6, 2.0L, 4cyl	36	31/46	\$1,500	8	D T
M-6, 2.0L, 4cyl	26	23/33	\$2,400	6	P T
<b>Jetta Hybrid</b>					
AM-S7, 1.4L, 4cyl	45	42/48	\$1,400	10	P T HEV SS
<b>VOLVO</b>					
<b>S60 AWD</b>					
A-S6, 2.5L, 5cyl	23	20/29	\$2,100	5	T
A-S6, 3.0L, 6cyl	22	19/28	\$2,200	5	T
<b>S60 FWD</b>					
A-S8, 2.0L, 4cyl	29	25/37	\$1,700	7	T SS
A-S8, 2.0L, 4cyl	28	24/35	\$2,250	7	P T S SS
<b>S60 PoleStar AWD</b>					
A-S6, 3.0L, 6cyl	21	18/27	\$2,300	5	T
<b>MIDSIZE CARS</b>					
<b>ACURA</b>					
<b>RLX</b>					
A-S6, 3.5L, 6cyl	24	20/31	\$2,600	6	P
<b>AUDI</b>					
<b>A6</b>					
AV-S8, 2.0L, 4cyl	28	25/33	\$2,250	7	P T
<b>A6 quattro</b>					
A-S8, 2.0L, 4cyl	23	20/29	\$2,700	5	P T
A-S8, 3.0L, 6cyl	29	24/38	\$1,850	6	D T SS
A-S8, 3.0L, 6cyl	22	18/27	\$2,850	5	P S
<b>A7 quattro</b>					
A-S8, 3.0L, 6cyl	29	24/38	\$1,850	6	D T SS
A-S8, 3.0L, 6cyl	21	18/28	\$3,000	5	P S SS
<b>A8</b>					
A-S8, 3.0L, 6cyl	22	19/29	\$2,850	5	P S SS
A-S8, 4.0L, 8cyl	22	18/30	\$2,850	5	P T SS
<b>RS 7</b>					
A-S8, 4.0L, 8cyl	18	14/25	\$3,500	4	P T
<b>S6</b>					
AM-S7, 4.0L, 8cyl	20	17/27	\$3,150	5	P T
<b>S7</b>					
AM-S7, 4.0L, 8cyl	20	17/27	\$3,150	5	P T
<b>S8</b>					
A-S8, 4.0L, 8cyl	20	16/27	\$3,150	5	P T
<b>BENTLEY</b>					
<b>Flying Spur</b>					
A-S8, 4.0L, 8cyl	17	13/24	\$3,700	4	P T Tax
A-S8, 6.0L, 12cyl	14	12/20	\$4,450	2	Gas
	10	8/14	\$4,100	2	E85
<b>Mulsanne</b>					
A-S8, 6.8L, 8cyl	13	11/18	\$4,800	1	P T Tax

Manufacturer Model Configuration (trans, eng size, cyl)	MPG		Annual Fuel Cost	GHG Rating	Notes
	Comb	City/Hwy			
<b>BMW</b>					
<b>528i</b>					
A-S8, 2.0L, 4cyl	27	23/34	\$2,300	7	P T SS
<b>528i xDrive</b>					
A-S8, 2.0L, 4cyl	26	22/33	\$2,400	6	P T SS
<b>535d</b>					
A-S8, 3.0L, 6cyl	30	26/38	\$1,800	7	D T
<b>535d xDrive</b>					
A-S8, 3.0L, 6cyl	30	26/37	\$1,800	6	D T
<b>535i</b>					
A-S8, 3.0L, 6cyl	24	20/31	\$2,600	6	P T SS
<b>535i xDrive</b>					
A-S8, 3.0L, 6cyl	23	20/29	\$2,700	5	P T SS
<b>550i</b>					
A-S8, 4.4L, 8cyl	20	17/25	\$3,150	5	P T SS
<b>550i xDrive</b>					
A-S8, 4.4L, 8cyl	19	16/25	\$3,300	4	P T
<b>ActiveHybrid 5</b>					
A-S8, 3.0L, 6cyl	26	23/30	\$2,400	6	P T HEV SS
<b>M5</b>					
AM-S7, 4.4L, 8cyl	16	14/20	\$3,900	3	P T Tax SS
M-6, 4.4L, 8cyl	17	15/22	\$3,700	4	P T Tax SS
<b>BUICK</b>					
<b>LaCrosse</b>					
A-S6, 3.6L, 6cyl	21	18/28	\$2,300	5	
A-S6, 3.6L, 6cyl	21	18/28	\$2,300	5	Gas
A-S6, 3.6L, 6cyl	16	14/20	\$2,550	5	E85
<b>LaCrosse AWD</b>					
A-S6, 3.6L, 6cyl	20	17/26	\$2,450	5	Gas
A-S6, 3.6L, 6cyl	15	13/19	\$2,750	5	E85
<b>LaCrosse eAssist</b>					
A-S6, 2.4L, 4cyl	29	25/36	\$1,700	7	HEV SS
<b>Regal</b>					
A-S6, 2.0L, 4cyl	24	21/30	\$2,000	6	T
M-6, 2.0L, 4cyl	24	20/31	\$2,000	6	T
A-S6, 2.4L, 4cyl	23	19/31	\$2,100	5	
<b>Regal AWD</b>					
A-S6, 2.0L, 4cyl	22	19/27	\$2,200	5	T
<b>Regal eAssist</b>					
A-S6, 2.4L, 4cyl	29	25/36	\$1,700	7	HEV SS
<b>CADILLAC</b>					
<b>CTS</b>					
A-S6, 6.2L, 8cyl	14	12/18	\$4,450	2	P S Tax
M-6, 6.2L, 8cyl	16	14/19	\$3,900	3	P S Tax
<b>CTS Sedan</b>					
A-S6, 2.0L, 4cyl	24	20/30	\$2,000	6	T
A-S8, 3.6L, 6cyl	22	18/29	\$2,200	5	
A-S8, 3.6L, 6cyl	18	16/24	\$3,500	4	P T
<b>CTS Sedan AWD</b>					
A-S6, 2.0L, 4cyl	22	19/28	\$2,200	5	T
A-S6, 3.6L, 6cyl	21	18/26	\$2,300	5	
<b>CHEVROLET</b>					
<b>Cruze</b>					
A-S6, 1.4L, 4cyl	30	26/38	\$1,600	7	T
M-6, 1.4L, 4cyl	30	26/38	\$1,600	7	T
A-S6, 1.8L, 4cyl	27	22/35	\$1,800	7	
M-6, 1.8L, 4cyl	29	25/36	\$1,700	7	
A-S6, 2.0L, 4cyl	33	27/46	\$1,650	7	D T

Manufacturer Model Configuration (trans, eng size, cyl)	MPG		Annual Fuel Cost	GHG Rating	Notes
	Comb	City/Hwy			
<b>Cruze Eco</b>					
A-6, 1.4L, 4cyl	31	26/39	\$1,550	8	T
M-6, 1.4L, 4cyl	33	28/42	\$1,450	8	T
<b>Impala Bi-Fuel (CNG)</b>					
A-S6, 3.6L, 6cyl	20	17/25	\$2,450	5	Gas
A-S6, 3.6L, 6cyl	19	16/24	\$2,300	6	CNG
<b>Malibu</b>					
A-S6, 2.0L, 4cyl	24	21/30	\$2,000	6	T
A-S6, 2.5L, 4cyl	29	25/36	\$1,700	7	SS
<b>Sonic 5</b>					
A-S6, 1.4L, 4cyl	31	27/37	\$1,550	8	T
M-6, 1.4L, 4cyl	33	29/40	\$1,450	8	T
A-S6, 1.8L, 4cyl	28	25/35	\$1,750	7	
M-5, 1.8L, 4cyl	30	26/35	\$1,600	7	
<b>Sonic 5 RS</b>					
A-S6, 1.4L, 4cyl	28	25/33	\$1,750	7	T
M-6, 1.4L, 4cyl	29	27/34	\$1,700	7	T
<b>CHRYSLER</b>					
<b>200</b>					
A-9, 2.4L, 4cyl	28	23/36	\$1,750	7	
A-9, 2.4L, 4cyl	28	23/36	\$1,750	7	Gas
A-9, 2.4L, 4cyl	21	17/28	\$1,950	7	E85
A-9, 3.6L, 6cyl	23	19/32	\$2,100	5	
A-9, 3.6L, 6cyl	23	19/32	\$2,100	5	Gas
A-9, 3.6L, 6cyl	17	14/23	\$2,400	6	E85
<b>200 AWD</b>					
A-9, 3.6L, 6cyl	22	18/29	\$2,200	5	
A-9, 3.6L, 6cyl	22	18/29	\$2,200	5	Gas
A-9, 3.6L, 6cyl	17	14/22	\$2,400	6	E85
<b>DODGE</b>					
<b>Challenger</b>					
A-8, 3.6L, 6cyl	23	19/30	\$2,100	5	
A-8, 5.7L, 8cyl	19	16/25	\$3,000	4	Mid
M-6, 5.7L, 8cyl	18	15/23	\$3,500	4	P
A-8, 6.4L, 8cyl	18	15/25	\$3,500	4	P
M-6, 6.4L, 8cyl	17	14/23	\$3,700	4	P Tax
<b>Challenger SRT8</b>					
A-8, 6.2L, 8cyl	16	13/22	\$3,900	3	P S Tax
M-6, 6.2L, 8cyl	16	13/21	\$3,900	3	P S Tax
A-8, 6.4L, 8cyl	18	15/25	\$3,500	4	P
M-6, 6.4L, 8cyl	17	14/23	\$3,700	4	P Tax
<b>Dart</b>					
AM-6, 1.4L, 4cyl	31	27/37	\$2,000	8	P T
A-6, 2.0L, 4cyl	27	24/34	\$1,800	7	Gas
A-6, 2.0L, 4cyl	20	18/25	\$2,050	7	E85
M-6, 2.0L, 4cyl	29	25/36	\$1,700	7	
A-6, 2.4L, 4cyl	27	23/35	\$1,800	7	
M-6, 2.4L, 4cyl	27	22/35	\$1,800	7	
<b>Dart Aero</b>					
AM-6, 1.4L, 4cyl	32	28/40	\$1,950	8	P T
M-6, 1.4L, 4cyl	32	28/41	\$1,950	8	P T
<b>Dart GT</b>					
A-6, 2.4L, 4cyl	26	22/31	\$1,850	6	
M-6, 2.4L, 4cyl	27	23/33	\$1,800	7	
<b>FERRARI</b>					
<b>FF</b>					
AM-7, 6.3L, 12cyl	13	11/16	\$4,800	1	P Tax PT4WD
AM-7, 6.3L, 12cyl	13	11/17	\$4,800	1	P Tax PT4WD SS



Manufacturer Model Configuration (trans, eng size, cyl)	MPG		Annual Fuel Cost	GHG Rating	Notes
	Comb	City/Hwy			

## FORD

### C-MAX Energi Plug-in Hybrid

AV, 2.0L, 4cyl		See page 33			PHEV SS
----------------	--	-------------	--	--	---------

### Fusion AWD

A-S6, 2.0L, 4cyl	25	22/31	\$1,950	6	T
------------------	----	-------	---------	---	---

### Fusion Energi Plug-in Hybrid

AV, 2.0L, 4cyl		See page 33			PHEV SS
----------------	--	-------------	--	--	---------

### Fusion FWD

A-S6, 1.5L, 4cyl	29	25/37	\$1,700	7	T SS
A-S6, 1.5L, 4cyl	28	24/36	\$1,750	7	T
A-S6, 2.0L, 4cyl	26	22/33	\$1,850	6	T
A-S6, 2.5L, 4cyl	26	22/34	\$1,850	6	

### Fusion Hybrid FWD

AV, 2.0L, 4cyl	42	44/41	\$1,150	9	HEV SS
----------------	----	-------	---------	---	--------

## HONDA

### Accord

AV, 2.4L, 4cyl	31	27/36	\$1,550	8	
AV-S7, 2.4L, 4cyl	29	26/35	\$1,700	7	
M-6, 2.4L, 4cyl	27	24/34	\$1,800	7	
A-6, 3.5L, 6cyl	26	21/34	\$1,850	6	
A-S6, 3.5L, 6cyl	25	21/32	\$1,950	6	
M-6, 3.5L, 6cyl	22	18/28	\$2,200	5	

### Accord Hybrid

AV, 2.0L, 4cyl	47	50/45	\$1,050	10	HEV SS
----------------	----	-------	---------	----	--------

## HYUNDAI

### Elantra

A-S6, 1.8L, 4cyl	32	28/38	\$1,500	8	
M-6, 1.8L, 4cyl	31	27/37	\$1,550	8	
A-S6, 2.0L, 4cyl	28	24/35	\$1,750	7	
M-6, 2.0L, 4cyl	28	24/34	\$1,750	7	

### Elantra Coupe

A-S6, 2.0L, 4cyl	28	24/34	\$1,750	7	
M-6, 2.0L, 4cyl	27	24/34	\$1,800	7	

### Elantra GT

A-S6, 2.0L, 4cyl	27	24/33	\$1,800	7	
M-6, 2.0L, 4cyl	28	24/34	\$1,750	7	

### Elantra Limited

A-S6, 1.8L, 4cyl	31	27/37	\$1,550	8	
------------------	----	-------	---------	---	--

### Sonata Hybrid

AM-6, 2.4L, 4cyl	38	36/40	\$1,300	9	HEV SS
------------------	----	-------	---------	---	--------

### Sonata Hybrid Limited

AM-6, 2.4L, 4cyl	37	36/40	\$1,300	9	HEV SS
------------------	----	-------	---------	---	--------

## INFINITI

### Q40

A-S7, 3.7L, 6cyl	22	19/27	\$2,850	5	P
------------------	----	-------	---------	---	---

### Q40 AWD

A-S7, 3.7L, 6cyl	20	18/25	\$3,150	5	P
------------------	----	-------	---------	---	---

### Q50

A-S7, 3.7L, 6cyl	23	20/29	\$2,700	5	P
------------------	----	-------	---------	---	---

### Q50 AWD

A-S7, 3.7L, 6cyl	22	19/27	\$2,850	5	P
------------------	----	-------	---------	---	---

### Q50a

A-S7, 3.7L, 6cyl	23	20/30	\$2,700	5	P
------------------	----	-------	---------	---	---

### Q50a AWD

A-S7, 3.7L, 6cyl	22	19/27	\$2,850	5	P
------------------	----	-------	---------	---	---

### Q70

A-S7, 3.7L, 6cyl	21	18/26	\$3,000	5	P
A-S7, 5.6L, 8cyl	19	16/24	\$3,300	4	P

Manufacturer Model Configuration (trans, eng size, cyl)	MPG		Annual Fuel Cost	GHG Rating	Notes
	Comb	City/Hwy			

## Q70 AWD

A-S7, 3.7L, 6cyl	20	18/24	\$3,150	5	P
A-S7, 5.6L, 8cyl	18	16/23	\$3,500	4	P

## Q70 Hybrid

A-S7, 3.5L, 6cyl	31	29/34	\$2,000	8	P HEV SS
------------------	----	-------	---------	---	----------

## JAGUAR

### XF

A-S8, 2.0L, 4cyl	23	19/30	\$2,700	5	P T
A-S8, 3.0L, 6cyl	22	18/28	\$2,850	5	P S SS
A-S8, 5.0L, 8cyl	18	15/23	\$3,500	4	P S SS

### XF AWD

A-S8, 3.0L, 6cyl	20	17/27	\$3,150	5	P S SS
------------------	----	-------	---------	---	--------

### XF FFV

A-S8, 5.0L, 8cyl	18	15/23	\$3,500	4	Gas
	13	11/17	\$3,150	4	E85

## KIA

### Forte

A-S6, 1.8L, 4cyl	31	26/39	\$1,550	8	
M-6, 1.8L, 4cyl	30	25/37	\$1,600	7	
A-S6, 2.0L, 4cyl	29	25/36	\$1,700	7	

### Optima

A-S6, 2.0L, 4cyl	24	20/31	\$2,000	6	T
A-S6, 2.4L, 4cyl	27	23/34	\$1,800	7	

### Optima Hybrid

AM-6, 2.4L, 4cyl	38	36/40	\$1,300	9	HEV SS
------------------	----	-------	---------	---	--------

### Optima Hybrid EX

AM-6, 2.4L, 4cyl	37	35/39	\$1,300	9	HEV SS
------------------	----	-------	---------	---	--------

## LEXUS

### ES 300h

AV-S6, 2.5L, 4cyl	40	40/39	\$1,200	9	HEV SS
-------------------	----	-------	---------	---	--------

### ES 350

A-S6, 3.5L, 6cyl	24	21/31	\$2,000	6	
------------------	----	-------	---------	---	--

### GS 350

A-S8, 3.5L, 6cyl	23	19/29	\$2,700	5	P
------------------	----	-------	---------	---	---

### GS 350 AWD

A-S6, 3.5L, 6cyl	21	19/26	\$3,000	5	P
------------------	----	-------	---------	---	---

### GS 450h

AV-S8, 3.5L, 6cyl	31	29/34	\$2,000	8	P HEV SS
-------------------	----	-------	---------	---	----------

### LS 460

A-S8, 4.6L, 8cyl	19	16/24	\$3,300	4	P
------------------	----	-------	---------	---	---

### LS 460 AWD

A-S8, 4.6L, 8cyl	18	16/23	\$3,500	4	P
------------------	----	-------	---------	---	---

### LS 460 L

A-S8, 4.6L, 8cyl	19	16/24	\$3,300	4	P
------------------	----	-------	---------	---	---

### LS 460 L AWD

A-S8, 4.6L, 8cyl	18	16/23	\$3,500	4	P
------------------	----	-------	---------	---	---

### LS 600h L

AV-S8, 5.0L, 8cyl	20	19/23	\$3,150	5	P HEV SS
-------------------	----	-------	---------	---	----------

## LINCOLN

### MKZ AWD

A-S6, 2.0L, 4cyl	25	22/31	\$1,950	6	T
A-S6, 3.7L, 6cyl	21	18/26	\$2,300	5	

### MKZ FWD

A-S6, 2.0L, 4cyl	26	22/33	\$1,850	6	T
A-S6, 3.7L, 6cyl	22	18/27	\$2,200	5	

### MKZ Hybrid FWD

AV, 2.0L, 4cyl	40	41/39	\$1,200	9	HEV SS
----------------	----	-------	---------	---	--------

Manufacturer Model Configuration (trans, eng size, cyl)	MPG		Annual Fuel Cost	GHG Rating	Notes
	Comb	City/Hwy			

## MASERATI

### Ghibli V6

A-8, 3.0L, 6cyl	19	15/25	\$3,300	4	P T
-----------------	----	-------	---------	---	-----

### Ghibli V6 SQ4

A-8, 3.0L, 6cyl	18	15/25	\$3,500	4	P T
-----------------	----	-------	---------	---	-----

## MAZDA

### 3 5-Door

A-S6, 2.0L, 4cyl	33	30/40	\$1,450	8	
M-6, 2.0L, 4cyl	33	29/40	\$1,450	8	
A-S6, 2.5L, 4cyl	32	28/39	\$1,500	8	i-ELOOP
A-S6, 2.5L, 4cyl	31	27/37	\$1,550	8	
M-6, 2.5L, 4cyl	29	26/35	\$1,700	7	

### 6

A-S6, 2.5L, 4cyl	32	28/40	\$1,500	8	i-ELOOP
A-S6, 2.5L, 4cyl	30	26/38	\$1,600	7	
M-6, 2.5L, 4cyl	29	25/37	\$1,700	7	

## MERCEDES-BENZ

### B-Class Electric Drive

A-1	84	85/82	\$900	10	EV
-----	----	-------	-------	----	----

### E250 Bluetec

A-7, 2.1L, 4cyl		See page 29			D T SS
-----------------	--	-------------	--	--	--------

### E250 Bluetec 4matic

A-7, 2.1L, 4cyl		See page 29			D T SS
-----------------	--	-------------	--	--	--------

### E350

A-7, 3.5L, 6cyl	23	20/29	\$2,700	5	P SS
A-7, 3.5L, 6cyl	23	20/29	\$2,700	5	Gas
	16	14/20	\$2,550	6	E85

### E350 4matic

A-7, 3.5L, 6cyl	23	20/28	\$2,700	5	P SS
A-7, 3.5L, 6cyl	23	20/28	\$2,700	5	Gas
	17	15/21	\$2,400	6	E85

### E400

A-7, 3.0L, 6cyl	23	20/29	\$2,700	5	P T SS
-----------------	----	-------	---------	---	--------

### E400 4matic

A-7, 3.0L, 6cyl	23	20/28	\$2,700	5	P T SS
-----------------	----	-------	---------	---	--------

### E400 Hybrid

A-7, 3.5L, 6cyl	26	24/29	\$2,400	6	P HEV SS
-----------------	----	-------	---------	---	----------

### E63 AMG 4matic

A-7, 5.5L, 8cyl	19	16/23	\$3,300	4	P T SS
-----------------	----	-------	---------	---	--------

### E63 AMG S 4matic

A-7, 5.5L, 8cyl	18	15/22	\$3,500	4	P T SS
-----------------	----	-------	---------	---	--------

## NISSAN

### Altima

AV, 2.5L, 4cyl	31	27/38	\$1,550	8	
AV-S7, 3.5L, 6cyl	26	22/32	\$1,850	6	

### Leaf

A-1	114	126/101	\$650	10	EV
-----	-----	---------	-------	----	----

### Sentra

AV, 1.8L, 4cyl	33	29/39	\$1,450	8	
M-6, 1.8L, 4cyl	30	27/36	\$1,600	7	

### Sentra FE

AV, 1.8L, 4cyl	34	30/40	\$1,450	8	
----------------	----	-------	---------	---	--

## ROLLS-ROYCE

### Wraith

A-S8, 6.6L, 12cyl	15	13/21	\$4,150	3	P T Tax
-------------------	----	-------	---------	---	---------

Manufacturer Model Configuration (trans, eng size, cyl)	MPG		Annual Fuel Cost	GHG Rating	Notes
	Comb	City/Hwy			

## ROUGH PERFORMANCE

### Stage 3 Mustang

A-S6, 5.0L, 8cyl	16	13/23	\$3,900	3	P S Tax
M-6, 5.0L, 8cyl	16	12/23	\$3,900	3	P S Tax

## SUBARU

### Legacy AWD

AV-S6, 2.5L, 4cyl	30	26/36	\$1,600	7	
AV-S6, 3.6L, 6cyl	23	20/29	\$2,100	5	

## TOYOTA

### Avalon

A-S6, 3.5L, 6cyl	24	21/31	\$2,000	6	
------------------	----	-------	---------	---	--

### Avalon Hybrid

AV-S6, 2.5L, 4cyl	40	40/39	\$1,200	9	HEV SS
-------------------	----	-------	---------	---	--------

### Camry

A-S6, 2.5L, 4cyl	28	25/35	\$1,750	7	
A-S6, 3.5L, 6cyl	25	21/31	\$1,950	6	

### Camry Hybrid LE

AV, 2.5L, 4cyl	41	43/39	\$1,200	9	HEV SS
----------------	----	-------	---------	---	--------

### Camry Hybrid XLE/SE

AV, 2.5L, 4cyl	40	40/38	\$1,200	9	HEV SS
----------------	----	-------	---------	---	--------

### Corolla

A-4, 1.8L, 4cyl	31	27/36	\$1,550	8	
AV, 1.8L, 4cyl	32	29/38	\$1,500	8	
AV-S7, 1.8L, 4cyl	32	29/37	\$1,500	8	
M-6, 1.8L, 4cyl	31	28/37	\$1,550	8	

### Corolla LE Eco

AV, 1.8L, 4cyl	35	30/42	\$1,400	8	
AV, 1.8L, 4cyl	34	30/40	\$1,450	8	2 mode

### Prius

AV, 1.8L, 4cyl	50	51/48	\$950	10	HEV SS
----------------	----	-------	-------	----	--------

### Prius Plug-in Hybrid

AV, 1.8L, 4cyl		See page 33			PHEV SS
----------------	--	-------------	--	--	---------

## VOLKSWAGEN

### Passat

A-S6, 1.8L, 4cyl	28	24/36	\$1,750	7	T
M-5, 1.8L, 4cyl	28	24/35	\$1,750	7	T
AM-S6, 2.0L, 4cyl	34	30/42	\$1,600	7	D T
M-6, 2.0L, 4cyl	35	30/44	\$1,550	7	D T
AM-S6, 3.6L, 6cyl	23	20/28	\$2,700	5	P

## VOLVO

### S80 AWD

A-S6, 3.0L, 6cyl	22	19/28	\$2,200	5	T
------------------	----	-------	---------	---	---

### S80 FWD

A-S8, 2.0L, 4cyl	29	25/37	\$1,700	7	T SS
------------------	----	-------	---------	---	------

## LARGE CARS

## AUDI

### A8 L

A-S8, 3.0L, 6cyl	28	24/36	\$1,900	6	D T SS
A-S8, 3.0L, 6cyl	22	19/29	\$2,850	5	P S SS
A-S8, 4.0L, 8cyl	21	18/29	\$3,000	5	P T SS
A-S8, 6.3L, 12cyl	16	13/22	\$3,900	3	P Tax

## BMW

### 328i xDrive Gran Turismo

A-S8, 2.0L, 4cyl	26	22/33	\$2,400	6	P T SS
------------------	----	-------	---------	---	--------

### 335i xDrive Gran Turismo

A-S8, 3.0L, 6cyl	24	20/30	\$2,600	6	P T SS
------------------	----	-------	---------	---	--------

Manufacturer Model Configuration (trans, eng size, cyl)	MPG		Annual Fuel Cost	GHG Rating	Notes
	Comb	City/Hwy			
<b>535i Gran Turismo</b>					
A-S8, 3.0L, 6cyl	22	19/28	\$2,850	5	P T SS
<b>535i xDrive Gran Turismo</b>					
A-S8, 3.0L, 6cyl	21	18/26	\$3,000	5	P T SS
<b>550i Gran Turismo</b>					
A-S8, 4.4L, 8cyl	19	16/25	\$3,300	4	P T SS
<b>550i xDrive Gran Turismo</b>					
A-S8, 4.4L, 8cyl	19	16/24	\$3,300	4	P T SS
<b>740i</b>					
A-S8, 3.0L, 6cyl	23	19/29	\$2,700	5	P T SS
<b>740Ld xDrive</b>					
A-S8, 3.0L, 6cyl	26	23/31	\$2,050	5	D T
<b>740Li</b>					
A-S8, 3.0L, 6cyl	23	19/29	\$2,700	5	P T SS
<b>740Li xDrive</b>					
A-S8, 3.0L, 6cyl	22	19/28	\$2,850	5	P T SS
<b>750i</b>					
A-S8, 4.4L, 8cyl	20	17/25	\$3,150	5	P T SS
<b>750i xDrive</b>					
A-S8, 4.4L, 8cyl	19	16/24	\$3,300	4	P T SS
<b>750Li</b>					
A-S8, 4.4L, 8cyl	19	16/25	\$3,300	4	P T SS
<b>750Li xDrive</b>					
A-S8, 4.4L, 8cyl	19	16/24	\$3,300	4	P T SS
<b>760Li</b>					
A-S8, 6.0L, 12cyl	15	13/20	\$4,150	3	P T Tax
<b>ActiveHybrid 7L</b>					
A-S8, 3.0L, 6cyl	25	22/30	\$2,500	6	P T HEV SS
<b>Alpina B7 LWB</b>					
A-S8, 4.4L, 8cyl	19	16/25	\$3,300	4	P T SS
<b>Alpina B7 LWB xDrive</b>					
A-S8, 4.4L, 8cyl	19	16/24	\$3,300	4	P T SS
<b>Alpina B7 SWB</b>					
A-S8, 4.4L, 8cyl	19	16/25	\$3,300	4	P T SS
<b>Alpina B7 SWB xDrive</b>					
A-S8, 4.4L, 8cyl	19	16/24	\$3,300	4	P T SS
<b>X1 sDrive28i</b>					
A-S8, 2.0L, 4cyl	27	23/34	\$2,300	7	P T SS
<b>X1 xDrive28i</b>					
A-S8, 2.0L, 4cyl	26	22/32	\$2,400	6	P T SS
<b>X1 xDrive35i</b>					
A-S6, 3.0L, 6cyl	21	18/27	\$3,000	5	P T
<b>CADILLAC</b>					
<b>XTS</b>					
A-S6, 3.6L, 6cyl	21	18/28	\$2,300	5	
<b>XTS AWD</b>					
A-S6, 3.6L, 6cyl	20	17/26	\$2,450	5	
A-S6, 3.6L, 6cyl	19	16/24	\$2,550	4	T
<b>CHEVROLET</b>					
<b>Impala</b>					
A-S6, 2.5L, 4cyl	25	22/31	\$1,950	6	SS
A-S6, 3.6L, 6cyl	21	18/28	\$2,300	5	
A-S6, 3.6L, 6cyl	22	19/29	\$2,200	5	Gas
A-S6, 3.6L, 6cyl	16	14/20	\$2,550	5	E85
<b>Impala Limited</b>					
A-6, 3.6L, 6cyl	22	18/30	\$2,200	5	Gas
A-6, 3.6L, 6cyl	16	13/22	\$2,550	5	E85

Manufacturer Model Configuration (trans, eng size, cyl)	MPG		Annual Fuel Cost	GHG Rating	Notes
	Comb	City/Hwy			
<b>SS</b>					
A-S6, 6.2L, 8cyl	17	14/21	\$3,700	4	P Tax
M-6, 6.2L, 8cyl	17	15/21	\$3,700	4	P
<b>CHRYSLER</b>					
<b>300</b>					
A-8, 3.6L, 6cyl	23	19/31	\$2,100	5	
A-8, 3.6L, 6cyl	23	19/31	\$2,100	5	Gas
A-8, 3.6L, 6cyl	17	14/23	\$2,400	6	E85
A-8, 5.7L, 8cyl	19	16/25	\$3,000	4	Mid
<b>300 AWD</b>					
A-8, 3.6L, 6cyl	21	18/27	\$2,300	5	
A-8, 3.6L, 6cyl	21	18/27	\$2,300	5	Gas
A-8, 3.6L, 6cyl	16	14/20	\$2,550	5	E85
<b>DODGE</b>					
<b>Charger</b>					
A-8, 3.6L, 6cyl	23	19/31	\$2,100	5	
A-8, 3.6L, 6cyl	23	19/31	\$2,100	5	Gas
A-8, 3.6L, 6cyl	17	14/23	\$2,400	6	E85
A-8, 5.7L, 8cyl	19	16/25	\$3,000	4	Mid
<b>Charger AWD</b>					
A-8, 3.6L, 6cyl	21	18/27	\$2,300	5	
A-8, 3.6L, 6cyl	21	18/27	\$2,300	5	Gas
A-8, 3.6L, 6cyl	16	14/20	\$2,550	5	E85
<b>Charger SRT8</b>					
A-8, 6.2L, 8cyl	16	13/22	\$3,900	3	P S Tax
A-8, 6.4L, 8cyl	18	15/25	\$3,500	4	P
<b>FORD</b>					
<b>C-MAX Hybrid FWD</b>					
▶AV, 2.0L, 4cyl	40	42/37	\$1,200	9	HEV SS
<b>Taurus AWD</b>					
A-S6, 3.5L, 6cyl	21	18/26	\$2,300	5	
A-S6, 3.5L, 6cyl	20	17/25	\$2,450	5	T
<b>Taurus AWD FFV</b>					
A-S6, 3.5L, 6cyl	21	18/26	\$2,300	5	Gas
A-S6, 3.5L, 6cyl	15	13/19	\$2,750	5	E85
<b>Taurus FWD</b>					
A-S6, 2.0L, 4cyl	26	22/32	\$1,850	6	T
A-S6, 3.5L, 6cyl	23	19/29	\$2,100	5	
<b>Taurus FWD FFV</b>					
A-S6, 3.5L, 6cyl	23	19/29	\$2,100	5	Gas
A-S6, 3.5L, 6cyl	16	13/21	\$2,550	5	E85
<b>HYUNDAI</b>					
<b>Azera</b>					
A-S6, 3.3L, 6cyl	23	20/29	\$2,100	5	
<b>Azera Limited</b>					
A-S6, 3.3L, 6cyl	22	19/28	\$2,200	5	
<b>Equus</b>					
A-8, 5.0L, 8cyl	18	15/23	\$3,500	4	P
<b>Genesis AWD</b>					
A-8, 3.8L, 6cyl	19	16/25	\$2,550	4	
<b>Genesis RWD</b>					
A-8, 3.8L, 6cyl	22	18/29	\$2,200	5	
A-8, 5.0L, 8cyl	18	15/23	\$3,500	4	P
<b>Sonata</b>					
AM-7, 1.6L, 4cyl	32	28/38	\$1,500	8	T
A-S6, 2.0L, 4cyl	26	23/32	\$1,850	6	T
A-S6, 2.4L, 4cyl	29	25/37	\$1,700	7	
<b>Sonata Limited</b>					
A-S6, 2.0L, 4cyl	25	21/31	\$1,950	6	T

Manufacturer Model Configuration (trans, eng size, cyl)	MPG		Annual Fuel Cost	GHG Rating	Notes
	Comb	City/Hwy			
<b>Sonata Sport Limited</b>					
A-S6, 2.4L, 4cyl	28	24/35	\$1,750	7	
<b>JAGUAR</b>					
<b>XJ</b>					
A-S8, 5.0L, 8cyl	18	15/23	\$3,500	4	P S SS
<b>XJ AWD</b>					
A-S8, 3.0L, 6cyl	19	16/24	\$3,300	4	P S SS
<b>XJ FFV</b>					
A-S8, 3.0L, 6cyl	21	18/27	\$3,000	5	Gas
	14	12/19	\$2,950	5	E85
A-S8, 5.0L, 8cyl	18	15/23	\$3,500	4	Gas
	13	11/17	\$3,150	4	E85
<b>XJL</b>					
A-S8, 5.0L, 8cyl	18	15/23	\$3,500	4	P S SS
<b>XJL AWD</b>					
A-S8, 3.0L, 6cyl	19	16/24	\$3,300	4	P S SS
<b>XJL FFV</b>					
A-S8, 3.0L, 6cyl	20	17/27	\$3,150	5	Gas
	14	11/19	\$2,950	5	E85
A-S8, 5.0L, 8cyl	18	15/23	\$3,500	4	Gas
	13	11/17	\$3,150	4	E85
<b>KIA</b>					
<b>Cadenza</b>					
A-6, 3.3L, 6cyl	22	19/28	\$2,200	5	
<b>Forte 5</b>					
A-S6, 1.6L, 4cyl	24	21/29	\$2,000	6	T
M-6, 1.6L, 4cyl	24	21/29	\$2,000	6	T
A-S6, 2.0L, 4cyl	28	25/33	\$1,750	7	
<b>K900</b>					
A-8, 3.8L, 6cyl	21	18/27	\$2,300	5	
A-8, 5.0L, 8cyl	18	15/23	\$3,500	4	P
<b>LINCOLN</b>					
<b>MKS AWD</b>					
A-S6, 3.5L, 6cyl	20	17/25	\$2,450	5	T
A-S6, 3.7L, 6cyl	21	18/26	\$2,300	5	
<b>MKS FWD</b>					
A-S6, 3.7L, 6cyl	22	19/28	\$2,200	5	
<b>MASERATI</b>					
<b>Quattroporte GTS</b>					
A-8, 3.8L, 8cyl	16	13/22	\$3,900	3	P T Tax
<b>Quattroporte SQ4 V6</b>					
A-8, 3.0L, 6cyl	18	15/24	\$3,500	4	P T
<b>MERCEDES-BENZ</b>					
<b>S550</b>					
A-7, 4.7L, 8cyl	20	17/26	\$3,150	5	P T SS
<b>S550 4matic</b>					
A-7, 4.7L, 8cyl	19	16/26	\$3,300	4	P T SS
<b>S550e</b>					
A-7, 3.0L, 6cyl	See page 33				T PHEV SS
<b>S600</b>					
A-7, 6.0L, 12cyl	15	13/21	\$4,150	3	P T Tax SS
<b>S63 AMG 4matic</b>					
A-7, 5.5L, 8cyl	18	15/23	\$3,500	4	P T SS
<b>S65 AMG</b>					
A-7, 6.0L, 12cyl	15	13/20	\$4,150	3	P T Tax SS

Manufacturer Model Configuration (trans, eng size, cyl)	MPG		Annual Fuel Cost	GHG Rating	Notes
	Comb	City/Hwy			
<b>PORSCHE</b>					
<b>Panamera</b>					
AM-S7, 3.6L, 6cyl	22	18/28	\$2,850	5	P SS
<b>Panamera 4</b>					
AM-S7, 3.6L, 6cyl	21	18/27	\$3,000	5	P SS
<b>Panamera 4S</b>					
AM-S7, 3.0L, 6cyl	21	17/27	\$3,000	5	P T SS
<b>Panamera 4S Executive</b>					
AM-S7, 3.0L, 6cyl	20	17/26	\$3,150	5	P T SS
<b>Panamera GTS</b>					
AM-S7, 4.8L, 8cyl	19	16/24	\$3,300	4	P SS
<b>Panamera S</b>					
AM-S7, 3.0L, 6cyl	21	17/27	\$3,000	5	P T SS
<b>Panamera S E-Hybrid</b>					
AM-S8, 3.0L, 6cyl	See page 33				S PHEV SS
<b>Panamera Turbo</b>					
AM-S7, 4.8L, 8cyl	18	15/24	\$3,500	4	P T SS
<b>Panamera Turbo Executive</b>					
AM-S7, 4.8L, 8cyl	18	15/24	\$3,500	4	P T SS
<b>Panamera Turbo S</b>					
AM-S7, 4.8L, 8cyl	18	15/24	\$3,500	4	P T SS
<b>Panamera Turbo S Executive</b>					
AM-S7, 4.8L, 8cyl	18	15/24	\$3,500	4	P T SS
<b>ROLLS-ROYCE</b>					
<b>Ghost</b>					
A-S8, 6.6L, 12cyl	15	13/21	\$4,150	3	P T Tax
<b>Ghost EWB</b>					
A-S8, 6.6L, 12cyl	15	13/21	\$4,150	3	P T Tax
<b>Phantom</b>					
A-S8, 6.7L, 12cyl	14	11/19	\$4,450	2	P Tax
<b>Phantom EWB</b>					
A-S8, 6.7L, 12cyl	14	11/19	\$4,450	2	P Tax
<b>TESLA</b>					
<b>Model S (60 kW-hr battery pack)</b>					
A-1	95	94/97	\$800	10	EV
<b>Model S (85 kW-hr battery pack)</b>					
A-1	89	88/90	\$850	10	EV
<b>Model S (90 kW-hr battery pack)</b>					
A-1	89	88/90	\$850	10	EV
<b>Model S AWD - 70D</b>					
A-1	101	101/102	\$750	10	EV
<b>Model S AWD - 85D</b>					
A-1	100	95/106	\$750	10	EV
<b>Model S AWD - 90D</b>					
A-1	100	95/106	\$750	10	EV
<b>Model S AWD - P85D</b>					
A-1	93	89/98	\$800	10	EV
<b>Model S AWD - P90D</b>					
A-1	93	89/98	\$800	10	EV
<b>SMALL STATION WAGONS</b>					
<b>AUDI</b>					
<b>allroad quattro</b>					
A-S8, 2.0L, 4cyl	24	21/28	\$2,600	6	Gas
	17	15/21	\$2,400	6	E85



Manufacturer Model Configuration (trans, eng size, cyl)	MPG		Annual Fuel Cost	GHG Rating	Notes
	Comb	City/Hwy			

## BMW

### 328d xDrive Sports Wagon

A-S8, 2.0L, 4cyl	35	31/43	\$1,550	8	D T
------------------	----	-------	---------	---	-----

### 328i xDrive Sports Wagon

A-S8, 2.0L, 4cyl	26	22/33	\$2,400	6	P T SS
------------------	----	-------	---------	---	--------

## FIAT

### 500 L

A-6, 1.4L, 4cyl	25	22/30	\$2,500	6	P T
-----------------	----	-------	---------	---	-----

AM-6, 1.4L, 4cyl	27	24/33	\$2,300	7	P T
------------------	----	-------	---------	---	-----

M-6, 1.4L, 4cyl	28	25/33	\$2,250	7	P T
-----------------	----	-------	---------	---	-----

## HONDA

### Fit

▶AV, 1.5L, 4cyl	36	33/41	\$1,350	8	
-----------------	----	-------	---------	---	--

AV-S7, 1.5L, 4cyl	35	32/38	\$1,400	8	
-------------------	----	-------	---------	---	--

M-6, 1.5L, 4cyl	32	29/37	\$1,500	8	
-----------------	----	-------	---------	---	--

## INFINITI

### QX50

A-S7, 3.7L, 6cyl	20	17/25	\$3,150	5	P
------------------	----	-------	---------	---	---

### QX50 AWD

A-S7, 3.7L, 6cyl	20	17/24	\$3,150	5	P
------------------	----	-------	---------	---	---

## KIA

### Soul

A-S6, 1.6L, 4cyl	26	24/30	\$1,850	6	
------------------	----	-------	---------	---	--

M-6, 1.6L, 4cyl	26	24/30	\$1,850	6	
-----------------	----	-------	---------	---	--

A-S6, 2.0L, 4cyl	26	23/31	\$1,850	6	
------------------	----	-------	---------	---	--

### Soul ECO dynamics

A-S6, 2.0L, 4cyl	27	24/31	\$1,800	7	SS
------------------	----	-------	---------	---	----

### Soul Electric

▶A-1	105	120/92	\$700	10	EV
------	-----	--------	-------	----	----

## NISSAN

### Juke

AV-S7, 1.6L, 4cyl	30	28/32	\$2,100	7	P T
-------------------	----	-------	---------	---	-----

M-6, 1.6L, 4cyl	30	28/34	\$2,100	7	P T
-----------------	----	-------	---------	---	-----

### Juke AWD

AV-S7, 1.6L, 4cyl	28	26/31	\$2,250	7	P T
-------------------	----	-------	---------	---	-----

### Juke Nismo RS

M-6, 1.6L, 4cyl	27	25/31	\$2,300	7	P T
-----------------	----	-------	---------	---	-----

### Juke Nismo RS AWD

AV-S8, 1.6L, 4cyl	27	25/29	\$2,300	7	P T
-------------------	----	-------	---------	---	-----

## SCION

### xB

A-S4, 2.4L, 4cyl	24	22/28	\$2,000	6	
------------------	----	-------	---------	---	--

M-5, 2.4L, 4cyl	24	22/28	\$2,000	6	
-----------------	----	-------	---------	---	--

## SUBARU

### Impreza Sport AWD

AV-S6, 2.0L, 4cyl	31	27/36	\$1,550	8	
-------------------	----	-------	---------	---	--

M-5, 2.0L, 4cyl	28	24/33	\$1,750	7	
-----------------	----	-------	---------	---	--

### Impreza Wagon AWD

AV-S6, 2.0L, 4cyl	31	28/37	\$1,550	8	
-------------------	----	-------	---------	---	--

M-5, 2.0L, 4cyl	28	25/34	\$1,750	7	
-----------------	----	-------	---------	---	--

## VOLKSWAGEN

### Golf SportWagen

A-S6, 1.8L, 4cyl	29	25/35	\$1,700	7	T
------------------	----	-------	---------	---	---

M-5, 1.8L, 4cyl	29	25/36	\$1,700	7	T
-----------------	----	-------	---------	---	---

AM-S6, 2.0L, 4cyl	35	31/42	\$1,550	8	D T
-------------------	----	-------	---------	---	-----

M-6, 2.0L, 4cyl	35	31/43	\$1,550	8	D T
-----------------	----	-------	---------	---	-----

Manufacturer Model Configuration (trans, eng size, cyl)	MPG		Annual Fuel Cost	GHG Rating	Notes
	Comb	City/Hwy			

## VOLVO

### V60 AWD

A-S6, 2.5L, 5cyl	23	20/29	\$2,100	5	T
------------------	----	-------	---------	---	---

A-S6, 3.0L, 6cyl	22	19/28	\$2,200	5	T
------------------	----	-------	---------	---	---

### V60 FWD

A-S8, 2.0L, 4cyl	29	25/37	\$1,700	7	T SS
------------------	----	-------	---------	---	------

### V60 PoleStar AWD

A-S6, 3.0L, 6cyl	21	18/27	\$2,300	5	T
------------------	----	-------	---------	---	---

## MIDSIZE STATION WAGONS

## MERCEDES-BENZ

### E350 4matic (wagon)

A-7, 3.5L, 6cyl	22	20/27	\$2,850	5	P SS
-----------------	----	-------	---------	---	------

### E400 4matic (station wagon)

A-7, 3.0L, 6cyl	22	19/27	\$2,850	5	P T SS
-----------------	----	-------	---------	---	--------

### E63 AMG S 4matic (wagon)

A-7, 5.5L, 8cyl	18	15/21	\$3,500	4	P T SS
-----------------	----	-------	---------	---	--------

### GLA45 AMG 4matic

AM-7, 2.0L, 4cyl	25	23/29	\$2,500	6	P T SS
------------------	----	-------	---------	---	--------

## NISSAN

### Murano AWD

AV-S7, 3.5L, 6cyl	24	21/28	\$2,000	6	
-------------------	----	-------	---------	---	--

### Murano FWD

AV-S7, 3.5L, 6cyl	24	21/28	\$2,000	6	
-------------------	----	-------	---------	---	--

## TOYOTA

### Prius v

▶AV, 1.8L, 4cyl	42	44/40	\$1,150	9	HEV SS
-----------------	----	-------	---------	---	--------

## SMALL PICKUP TRUCKS 2WD

## CHEVROLET

### Colorado 2WD

▶A-6, 2.5L, 4cyl	22	20/27	\$2,200	5	
------------------	----	-------	---------	---	--

▶M-6, 2.5L, 4cyl	22	19/26	\$2,200	5	
------------------	----	-------	---------	---	--

A-6, 3.6L, 6cyl	21	18/26	\$2,300	5	
-----------------	----	-------	---------	---	--

## GMC

### Canyon 2WD

▶A-6, 2.5L, 4cyl	22	20/27	\$2,200	5	
------------------	----	-------	---------	---	--

▶M-6, 2.5L, 4cyl	22	19/26	\$2,200	5	
------------------	----	-------	---------	---	--

A-6, 3.6L, 6cyl	21	18/26	\$2,300	5	
-----------------	----	-------	---------	---	--

## NISSAN

### Frontier 2WD

A-5, 2.5L, 4cyl	19	17/23	\$2,550	4	
-----------------	----	-------	---------	---	--

M-5, 2.5L, 4cyl	21	19/23	\$2,300	5	
-----------------	----	-------	---------	---	--

A-5, 4.0L, 6cyl	18	16/22	\$2,700	4	
-----------------	----	-------	---------	---	--

M-6, 4.0L, 6cyl	19	17/22	\$2,550	4	
-----------------	----	-------	---------	---	--

## TOYOTA

### Tacoma 2WD

A-4, 2.7L, 4cyl	21	19/24	\$2,300	5	
-----------------	----	-------	---------	---	--

▶M-5, 2.7L, 4cyl	22	21/25	\$2,200	5	
------------------	----	-------	---------	---	--

A-5, 4.0L, 6cyl	19	17/21	\$2,550	4	
-----------------	----	-------	---------	---	--

M-6, 4.0L, 6cyl	18	16/21	\$2,700	4	
-----------------	----	-------	---------	---	--

## SMALL PICKUP TRUCKS 4WD

## CHEVROLET

### Colorado 4WD

A-6, 2.5L, 4cyl	21	19/25	\$2,300	5	
-----------------	----	-------	---------	---	--

A-6, 3.6L, 6cyl	20	17/24	\$2,450	5	
-----------------	----	-------	---------	---	--

Manufacturer Model Configuration (trans, eng size, cyl)	MPG		Annual Fuel Cost	GHG Rating	Notes
	Comb	City/Hwy			

## GMC

### Canyon 4WD

A-6, 2.5L, 4cyl	21	19/25	\$2,300	5	
A-6, 3.6L, 6cyl	20	17/24	\$2,450	5	

## NISSAN

### Frontier 4WD

A-5, 4.0L, 6cyl	17	15/21	\$2,850	4	
M-6, 4.0L, 6cyl	18	16/21	\$2,700	4	

## TOYOTA

### Tacoma 4WD

A-4, 2.7L, 4cyl	19	18/21	\$2,550	4	PT4WD
M-5, 2.7L, 4cyl	19	18/20	\$2,550	4	PT4WD
A-5, 4.0L, 6cyl	18	16/21	\$2,700	4	PT4WD
M-6, 4.0L, 6cyl	17	15/19	\$2,850	4	PT4WD

## STANDARD PICKUP TRUCKS 2WD

## CHEVROLET

### Silverado C15 2WD

A-6, 4.3L, 6cyl	20	18/24	\$2,450	5	Gas
	14	12/17	\$2,950	5	E85
A-6, 5.3L, 8cyl	19	16/23	\$2,550	4	
A-6, 5.3L, 8cyl	19	16/23	\$2,550	4	Gas
	14	12/17	\$2,950	4	E85
A-8, 6.2L, 8cyl	17	15/21	\$2,850	4	

## FORD

### F150 Pickup 2WD

A-S6, 2.7L, 6cyl	22	19/26	\$2,200	5	T SS
A-S6, 3.5L, 6cyl	20	17/24	\$2,450	5	T

### F150 Pickup 2WD FFV

A-6, 3.5L, 6cyl	20	18/25	\$2,450	5	Gas
	15	13/18	\$2,750	5	E85
A-S6, 5.0L, 8cyl	18	15/22	\$2,700	4	Gas
	13	11/16	\$3,150	4	E85

## GMC

### Sierra C15 2WD

A-6, 4.3L, 6cyl	20	18/24	\$2,450	5	Gas
	14	12/17	\$2,950	5	E85
A-6, 5.3L, 8cyl	19	16/23	\$2,550	4	
A-6, 5.3L, 8cyl	19	16/23	\$2,550	4	Gas
	14	12/17	\$2,950	4	E85
A-8, 6.2L, 8cyl	17	15/21	\$2,850	4	

## NISSAN

### Titan 2WD

A-5, 5.6L, 8cyl	15	13/18	\$3,250	3	
A-5, 5.6L, 8cyl	15	13/18	\$3,250	3	Gas
	11	9/13	\$3,750	3	E85

## RAM

### 1500 2WD

A-8, 3.0L, 6cyl	23	20/28	\$2,350	5	D T
A-8, 3.6L, 6cyl	20	17/25	\$2,450	5	
A-8, 3.6L, 6cyl	20	17/25	\$2,450	5	Gas
	14	12/17	\$2,950	5	E85
A-6, 5.7L, 8cyl	16	14/20	\$3,600	3	Mid
A-8, 5.7L, 8cyl	17	15/22	\$3,400	4	Mid

### 1500 HFE 2WD

▶A-8, 3.0L, 6cyl	24	21/29	\$2,250	5	D T
A-8, 3.6L, 6cyl	21	18/25	\$2,300	5	SS

Manufacturer Model Configuration (trans, eng size, cyl)	MPG		Annual Fuel Cost	GHG Rating	Notes
	Comb	City/Hwy			

## TOYOTA

### Tundra 2WD

A-S6, 4.6L, 8cyl	16	15/19	\$3,050	3	
A-S6, 5.7L, 8cyl	15	13/18	\$3,250	3	

## STANDARD PICKUP TRUCKS 4WD

## CHEVROLET

### Silverado K15 4WD

A-6, 4.3L, 6cyl	19	17/22	\$2,550	4	Gas
	13	12/15	\$3,150	4	E85
A-6, 5.3L, 8cyl	18	16/22	\$2,700	4	
A-6, 5.3L, 8cyl	18	16/22	\$2,700	4	Gas
	13	12/16	\$3,150	4	E85
A-8, 6.2L, 8cyl	17	15/21	\$2,850	4	

## FORD

### F150 Pickup 4WD

A-S6, 2.7L, 6cyl	20	18/23	\$2,450	5	T PT4WD SS
A-S6, 3.5L, 6cyl	19	17/23	\$2,550	4	T PT4WD

### F150 Pickup 4WD FFV

A-6, 3.5L, 6cyl	19	17/23	\$2,550	4	Gas
	14	13/17	\$2,950	5	E85
A-S6, 5.0L, 8cyl	17	15/21	\$2,850	4	Gas
	13	11/16	\$3,150	4	E85

## GMC

### Sierra K15 4WD

A-6, 4.3L, 6cyl	19	17/22	\$2,550	4	Gas
	13	12/15	\$3,150	4	E85
A-6, 5.3L, 8cyl	18	16/22	\$2,700	4	
A-6, 5.3L, 8cyl	18	16/22	\$2,700	4	Gas
	13	12/16	\$3,150	4	E85
A-8, 6.2L, 8cyl	17	15/21	\$2,850	4	

## NISSAN

### Titan 4WD

A-5, 5.6L, 8cyl	14	12/17	\$3,450	2	
A-5, 5.6L, 8cyl	14	12/17	\$3,450	2	Gas
	10	9/12	\$4,100	3	E85

## RAM

### 1500 4WD

A-8, 3.0L, 6cyl	22	19/27	\$2,450	4	D T
A-8, 3.6L, 6cyl	19	16/23	\$2,550	4	
A-8, 3.6L, 6cyl	19	16/23	\$2,550	4	Gas
	13	11/16	\$3,150	4	E85
A-6, 5.7L, 8cyl	15	13/19	\$3,850	3	Mid
A-8, 5.7L, 8cyl	17	15/21	\$3,400	4	Mid

## TOYOTA

### Tundra 4WD

A-S6, 4.6L, 8cyl	16	14/18	\$3,050	3	PT4WD
A-S6, 5.7L, 8cyl	15	13/17	\$3,250	3	PT4WD

### Tundra 4WD FFV

A-S6, 5.7L, 8cyl	15	13/17	\$3,250	3	Gas
	10	9/12	\$4,100	3	E85

## VANS, CARGO TYPE

## CHEVROLET

### Express 2500 2WD Conversion Cargo

▶A-6, 6.0L, 8cyl	12	10/15	\$4,050	1	
▶A-6, 6.0L, 8cyl	12	10/15	\$4,050	1	Gas
	9	7/11	\$4,550	1	E85

Manufacturer Model Configuration (trans, eng size, cyl)	MPG		Annual Fuel Cost	GHG Rating	Notes
	Comb	City/Hwy			

## GMC

### Savana 2500 2WD Conversion (cargo)

▶A-6, 6.0L, 8cyl	12	10/15	\$4,050	1	
▶A-6, 6.0L, 8cyl	12	10/15	\$4,050	1	Gas
	9	7/11	\$4,550	1	E85

## VANS, PASSENGER TYPE

## CHEVROLET

### Express 2500 2WD Passenger

A-6, 4.8L, 8cyl	13	11/17	\$3,750	1	
A-6, 6.0L, 8cyl	13	11/16	\$3,750	1	
A-6, 6.0L, 8cyl	13	11/16	\$3,750	1	Gas
	9	8/11	\$4,550	1	E85

### Express 3500 2WD Passenger

A-6, 4.8L, 8cyl	13	11/17	\$3,750	1	
A-6, 6.0L, 8cyl	12	11/16	\$4,050	1	
A-6, 6.0L, 8cyl	12	11/16	\$4,050	1	Gas
	9	8/11	\$4,550	1	E85

## FORD

### Transit T150 Wagon

▶A-S6, 3.5L, 6cyl	16	14/19	\$3,050	3	T
-------------------	----	-------	---------	---	---

### Transit T150 Wagon FFV

▶A-S6, 3.7L, 6cyl	16	14/19	\$3,050	3	Gas
	12	10/14	\$3,400	3	E85

## GMC

### Savana 2500 2WD (Passenger)

A-6, 4.8L, 8cyl	13	11/17	\$3,750	1	
A-6, 6.0L, 8cyl	13	11/16	\$3,750	1	
A-6, 6.0L, 8cyl	13	11/16	\$3,750	1	Gas
	9	8/11	\$4,550	1	E85

### Savana 3500 2WD (Passenger)

A-6, 4.8L, 8cyl	13	11/17	\$3,750	1	
A-6, 6.0L, 8cyl	12	11/16	\$4,050	1	
A-6, 6.0L, 8cyl	12	11/16	\$4,050	1	Gas
	9	8/11	\$4,550	1	E85

## SPECIAL PURPOSE VEHICLES 2WD

## CADILLAC

### XTS Hearse

A-S6, 3.6L, 6cyl	17	14/21	\$2,850	4	
------------------	----	-------	---------	---	--

### XTS Limo

A-S6, 3.6L, 6cyl	17	14/21	\$2,850	4	Tax
------------------	----	-------	---------	---	-----

## CHEVROLET

### City Express Cargo Van

AV, 2.0L, 4cyl	25	24/26	\$1,950	6	
----------------	----	-------	---------	---	--

### Colorado Cab Chassis 2WD

A-6, 3.6L, 6cyl	16	15/17	\$3,050	3	
-----------------	----	-------	---------	---	--

### Silverado C15 Cab Chassis 2WD

A-6, 4.3L, 6cyl	18	16/21	\$2,700	4	Gas
	12	11/15	\$3,400	4	E85
A-6, 5.3L, 8cyl	17	15/20	\$2,850	4	
A-6, 5.3L, 8cyl	17	15/20	\$2,850	4	Gas
	12	11/15	\$3,400	4	E85

## FORD

### Transit Connect Van 2WD

A-S6, 1.6L, 4cyl	25	22/30	\$1,950	6	T
A-S6, 2.5L, 4cyl	24	21/29	\$2,000	6	

Manufacturer Model Configuration (trans, eng size, cyl)	MPG		Annual Fuel Cost	GHG Rating	Notes
	Comb	City/Hwy			

### Transit Connect Wagon FWD

A-S6, 1.6L, 4cyl	25	22/30	\$1,950	6	T
A-S6, 2.5L, 4cyl	23	20/28	\$2,100	5	

### Transit Connect Wagon LWB FWD

A-S6, 2.5L, 4cyl	23	20/28	\$2,100	5	
------------------	----	-------	---------	---	--

## GMC

### Canyon Cab Chassis 2WD

A-6, 3.6L, 6cyl	16	15/17	\$3,050	3	
-----------------	----	-------	---------	---	--

### Sierra C15 Cab Chassis 2WD

A-6, 4.3L, 6cyl	18	16/21	\$2,700	4	Gas
	12	11/15	\$3,400	4	E85
A-6, 5.3L, 8cyl	17	15/20	\$2,850	4	
A-6, 5.3L, 8cyl	17	15/20	\$2,850	4	Gas
	12	11/15	\$3,400	4	E85

## LINCOLN

### MKT Livery FWD

A-S6, 2.0L, 4cyl	23	20/28	\$2,100	5	T
------------------	----	-------	---------	---	---

## MOBILITY VENTURES LLC

### MV-1

A-6, 3.7L, 6cyl	16	14/18	\$3,050	3	
-----------------	----	-------	---------	---	--

## NISSAN

### NV200 Cargo Van

AV, 2.0L, 4cyl	25	24/26	\$1,950	6	
----------------	----	-------	---------	---	--

### NV200 NYC Taxi

AV, 2.0L, 4cyl	24	23/26	\$2,000	6	
----------------	----	-------	---------	---	--

## RAM

### Promaster City

A-9, 2.4L, 4cyl	24	21/29	\$2,000	6	
-----------------	----	-------	---------	---	--

## SPECIAL PURPOSE VEHICLES 4WD

## CHEVROLET

### Silverado K15 Cab Chassis 4WD

A-6, 4.3L, 6cyl	18	16/20	\$2,700	4	Gas
	12	11/14	\$3,400	4	E85
A-6, 5.3L, 8cyl	17	15/19	\$2,850	4	
A-6, 5.3L, 8cyl	17	15/19	\$2,850	4	Gas
	12	11/14	\$3,400	4	E85

## GMC

### Sierra K15 Cab Chassis 4WD

A-6, 4.3L, 6cyl	18	16/20	\$2,700	4	Gas
	12	11/14	\$3,400	4	E85
A-6, 5.3L, 8cyl	17	15/19	\$2,850	4	
A-6, 5.3L, 8cyl	17	15/19	\$2,850	4	Gas
	12	11/14	\$3,400	4	E85

## LINCOLN

### MKT Livery AWD

A-6, 3.7L, 6cyl	19	17/24	\$2,550	4	
-----------------	----	-------	---------	---	--

## MINIVANS 2WD

## CHRYSLER

### Town and Country

A-6, 3.6L, 6cyl	20	17/25	\$2,450	5	
A-6, 3.6L, 6cyl	20	17/25	\$2,450	5	Gas
	14	12/18	\$2,950	5	E85

## DODGE

### Grand Caravan

A-6, 3.6L, 6cyl	20	17/25	\$2,450	5	
A-6, 3.6L, 6cyl	20	17/25	\$2,450	5	Gas
	14	12/18	\$2,950	5	E85

Manufacturer Model Configuration (trans, eng size, cyl)	MPG		Annual Fuel Cost	GHG Rating	Notes
	Comb	City/Hwy			
<b>HONDA</b>					
<b>Odyssey</b>					
A-S6, 3.5L, 6cyl	22	19/28	\$2,200	5	
<b>KIA</b>					
<b>Sedona</b>					
A-S6, 3.3L, 6cyl	20	18/24	\$2,450	5	
<b>Sedona SX</b>					
A-S6, 3.3L, 6cyl	21	18/25	\$2,300	5	
<b>Sedona SXL</b>					
A-S6, 3.3L, 6cyl	19	17/22	\$2,550	4	
<b>MAZDA</b>					
<b>5</b>					
A-S5, 2.5L, 4cyl	24	21/28	\$2,000	6	
<b>NISSAN</b>					
<b>Quest</b>					
AV, 3.5L, 6cyl	22	20/27	\$2,200	5	
<b>RAM</b>					
<b>C/V Tradesman</b>					
A-6, 3.6L, 6cyl	21	18/26	\$2,300	5	
A-6, 3.6L, 6cyl	21	18/26	\$2,300	5	Gas
	15	13/18	\$2,750	5	E85
<b>TOYOTA</b>					
<b>Sienna 2WD</b>					
A-S6, 3.5L, 6cyl	21	18/25	\$2,300	5	
<b>MINIVANS 4WD</b>					
<b>TOYOTA</b>					
<b>Sienna AWD</b>					
A-S6, 3.5L, 6cyl	19	16/23	\$2,550	4	
<b>SMALL SPORT UTILITY VEHICLES 2WD</b>					
<b>ACURA</b>					
<b>MDX 2WD</b>					
A-S6, 3.5L, 6cyl	23	20/28	\$2,700	5	P
<b>RDX 2WD</b>					
A-S6, 3.5L, 6cyl	23	20/28	\$2,700	5	P
<b>BMW</b>					
<b>X3 sDrive28i</b>					
A-S8, 2.0L, 4cyl	24	21/28	\$2,600	6	P T SS
<b>BUICK</b>					
<b>Encore</b>					
A-S6, 1.4L, 4cyl	28	25/33	\$1,750	7	T
<b>CHEVROLET</b>					
<b>Captiva FWD</b>					
A-6, 2.4L, 4cyl	23	20/28	\$2,100	5	Gas
	18	15/22	\$2,300	6	E85
<b>Equinox FWD</b>					
A-6, 2.4L, 4cyl	26	22/32	\$1,850	6	
A-6, 2.4L, 4cyl	26	22/32	\$1,850	6	Gas
	18	15/22	\$2,300	6	E85
A-6, 3.6L, 6cyl	20	17/24	\$2,450	5	
<b>Trax</b>					
A-S6, 1.4L, 4cyl	29	26/34	\$1,700	7	T

Manufacturer Model Configuration (trans, eng size, cyl)	MPG		Annual Fuel Cost	GHG Rating	Notes
	Comb	City/Hwy			
<b>DODGE</b>					
<b>Journey FWD</b>					
A-4, 2.4L, 4cyl	21	19/26	\$2,300	5	
A-6, 3.6L, 6cyl	19	17/25	\$2,550	4	Gas
	14	12/18	\$2,950	5	E85
<b>FORD</b>					
<b>Edge FWD</b>					
A-S6, 2.0L, 4cyl	24	20/30	\$2,000	6	T
A-S6, 2.0L, 4cyl	24	21/30	\$2,000	6	T SS
A-S6, 2.7L, 6cyl	21	18/27	\$2,300	5	T
A-S6, 3.5L, 6cyl	21	18/26	\$2,300	5	
<b>Escape FWD</b>					
A-S6, 1.6L, 4cyl	26	23/32	\$1,850	6	T
A-S6, 2.0L, 4cyl	25	22/30	\$1,950	6	T
A-S6, 2.5L, 4cyl	25	22/31	\$1,950	6	
<b>GMC</b>					
<b>Terrain FWD</b>					
A-6, 2.4L, 4cyl	26	22/32	\$1,850	6	
A-6, 2.4L, 4cyl	26	22/32	\$1,850	6	Gas
	18	15/22	\$2,300	6	E85
A-6, 3.6L, 6cyl	20	17/24	\$2,450	5	
<b>HONDA</b>					
<b>CR-V 2WD</b>					
AV, 2.4L, 4cyl	29	27/34	\$1,700	7	
<b>Crosstour 2WD</b>					
A-5, 2.4L, 4cyl	25	22/31	\$1,950	6	
A-S6, 3.5L, 6cyl	23	20/30	\$2,100	5	
<b>Pilot 2WD</b>					
A-5, 3.5L, 6cyl	21	18/25	\$2,300	5	
<b>HYUNDAI</b>					
<b>Santa Fe FWD</b>					
A-S6, 3.3L, 6cyl	21	18/25	\$2,300	5	
<b>Santa Fe Sport FWD</b>					
A-S6, 2.0L, 4cyl	22	19/27	\$2,200	5	T
A-S6, 2.4L, 4cyl	23	20/27	\$2,100	5	
<b>Santa Fe Sport Ultimate FWD</b>					
A-S6, 2.0L, 4cyl	22	19/26	\$2,200	5	T
<b>Santa Fe Ultimate FWD</b>					
A-S6, 3.3L, 6cyl	20	17/23	\$2,450	5	
<b>Tucson 2WD</b>					
A-6, 2.0L, 4cyl	25	23/29	\$1,950	6	
A-6, 2.4L, 4cyl	24	21/28	\$2,000	6	
<b>Tucson Fuel Cell</b>					
A-1	50	49/51	NA	10	H FCV
<b>INFINITI</b>					
<b>QX60 FWD</b>					
AV-S7, 3.5L, 6cyl	23	21/27	\$2,700	5	P
<b>QX70 RWD</b>					
A-S7, 3.7L, 6cyl	19	17/24	\$3,300	4	P
<b>JEEP</b>					
<b>Cherokee FWD</b>					
A-9, 2.4L, 4cyl	25	22/31	\$1,950	6	
A-9, 2.4L, 4cyl	25	22/31	\$1,950	6	Gas
	18	15/23	\$2,300	6	E85
A-9, 3.2L, 6cyl	24	21/29	\$2,000	6	SS



Manufacturer Model Configuration (trans, eng size, cyl)	MPG		Annual Fuel Cost	GHG Rating	Notes
	Comb	City/Hwy			
<b>Compass FWD</b>					
AV, 2.0L, 4cyl	24	22/27	\$2,000	6	
M-5, 2.0L, 4cyl	26	23/30	\$1,850	6	
A-6, 2.4L, 4cyl	23	21/28	\$2,100	5	
M-5, 2.4L, 4cyl	25	23/29	\$1,950	6	
<b>Patriot FWD</b>					
AV, 2.0L, 4cyl	24	22/27	\$2,000	6	
M-5, 2.0L, 4cyl	26	23/30	\$1,850	6	
A-6, 2.4L, 4cyl	23	21/28	\$2,100	5	
M-5, 2.4L, 4cyl	25	23/29	\$1,950	6	
<b>Renegade 2WD</b>					
M-6, 1.4L, 4cyl	27	24/31	\$2,300	7	P T
A-9, 2.4L, 4cyl	25	22/31	\$1,950	6	Gas
	19	17/24	\$2,150	7	E85
<b>KIA</b>					
<b>Sorento FWD</b>					
A-6, 2.4L, 4cyl	23	20/27	\$2,100	5	
A-6, 3.3L, 6cyl	21	18/25	\$2,300	5	
<b>Sportage FWD</b>					
A-6, 2.0L, 4cyl	23	20/26	\$2,100	5	T
A-6, 2.4L, 4cyl	24	21/28	\$2,000	6	
<b>Sportage SX FWD</b>					
A-S6, 2.0L, 4cyl	22	20/26	\$2,200	5	T
<b>LEXUS</b>					
<b>NX 200t</b>					
A-S6, 2.0L, 4cyl	25	22/28	\$2,500	6	P T
<b>NX 300h</b>					
▶AV-S6, 2.5L, 4cyl	33	35/31	\$1,450	8	HEV SS
<b>RX 350</b>					
A-S6, 3.5L, 6cyl	21	18/25	\$2,300	5	
<b>RX 450h</b>					
AV-S6, 3.5L, 6cyl	30	32/28	\$2,100	7	P HEV SS
<b>LINCOLN</b>					
<b>MKC FWD</b>					
A-S6, 2.0L, 4cyl	23	20/29	\$2,100	5	T
<b>MKX FWD</b>					
A-S6, 3.7L, 6cyl	21	18/26	\$2,300	5	
<b>MAZDA</b>					
<b>CX-5 2WD</b>					
A-S6, 2.0L, 4cyl	29	26/32	\$1,700	7	
M-6, 2.0L, 4cyl	29	26/35	\$1,700	7	
A-S6, 2.5L, 4cyl	27	25/32	\$1,800	7	
<b>CX-9 2WD</b>					
A-S6, 3.7L, 6cyl	19	17/24	\$2,550	4	
<b>MERCEDES-BENZ</b>					
<b>GLA250</b>					
AM-7, 2.0L, 4cyl	29	25/35	\$2,150	7	P T SS
<b>GLK350</b>					
A-7, 3.5L, 6cyl	22	19/26	\$2,850	5	P PZEV SS
A-7, 3.5L, 6cyl	21	19/25	\$3,000	5	P SS
<b>MITSUBISHI</b>					
<b>Outlander 2WD</b>					
AV-S6, 2.4L, 4cyl	27	25/31	\$1,800	7	
<b>Outlander Sport 2WD</b>					
AV-S6, 2.0L, 4cyl	28	25/32	\$1,750	7	
M-5, 2.0L, 4cyl	26	24/30	\$1,850	6	
AV-S6, 2.4L, 4cyl	25	23/28	\$1,950	6	

Manufacturer Model Configuration (trans, eng size, cyl)	MPG		Annual Fuel Cost	GHG Rating	Notes
	Comb	City/Hwy			
<b>NISSAN</b>					
<b>Pathfinder 2WD</b>					
AV, 3.5L, 6cyl	23	20/27	\$2,100	5	
<b>Rogue FWD</b>					
AV, 2.5L, 4cyl	28	26/33	\$1,750	7	
<b>Rogue Select FWD</b>					
AV, 2.5L, 4cyl	25	23/28	\$1,950	6	
<b>Xterra 2WD</b>					
A-5, 4.0L, 6cyl	18	16/22	\$2,700	4	
<b>TOYOTA</b>					
<b>Highlander 2WD</b>					
A-S6, 2.7L, 4cyl	22	20/25	\$2,200	5	
A-S6, 3.5L, 6cyl	21	19/25	\$2,300	5	
<b>RAV4</b>					
A-S6, 2.5L, 4cyl	26	23/30	\$1,850	6	
<b>RAV4 LE/XLE</b>					
A-S6, 2.5L, 4cyl	26	24/31	\$1,850	6	
<b>Venza</b>					
A-S6, 2.7L, 4cyl	23	20/26	\$2,100	5	
A-S6, 3.5L, 6cyl	22	19/26	\$2,200	5	
<b>VOLKSWAGEN</b>					
<b>Tiguan</b>					
A-S6, 2.0L, 4cyl	23	21/26	\$2,700	5	P T
<b>VOLVO</b>					
<b>V60 CC FWD</b>					
A-S8, 2.0L, 4cyl	27	24/31	\$1,800	7	T SS
<b>XC60 FWD</b>					
A-S8, 2.0L, 4cyl	27	24/31	\$1,800	7	T SS
A-S8, 2.0L, 4cyl	25	22/30	\$2,500	6	P T S SS
<b>XC70 FWD</b>					
A-S8, 2.0L, 4cyl	27	24/31	\$1,800	7	T SS
<b>SMALL SPORT UTILITY VEHICLES 4WD</b>					
<b>ACURA</b>					
<b>MDX 4WD</b>					
A-S6, 3.5L, 6cyl	21	18/27	\$3,000	5	P
<b>RDX 4WD</b>					
A-S6, 3.5L, 6cyl	22	19/27	\$2,850	5	P
<b>AUDI</b>					
<b>Q5</b>					
A-S8, 2.0L, 4cyl	23	20/28	\$2,700	5	Gas
	16	14/19	\$2,550	5	E85
A-S8, 3.0L, 6cyl	26	23/30	\$2,050	5	D T SS
A-S8, 3.0L, 6cyl	21	18/26	\$3,000	5	P S
<b>Q5 Hybrid</b>					
A-S8, 2.0L, 4cyl	26	24/30	\$2,400	6	P T HEV SS
<b>SQ5</b>					
A-S8, 3.0L, 6cyl	19	17/24	\$3,300	4	P S
<b>BMW</b>					
<b>X3 xDrive28d</b>					
A-S8, 2.0L, 4cyl	30	27/34	\$1,800	6	D T SS
<b>X3 xDrive28i</b>					
A-S8, 2.0L, 4cyl	24	21/28	\$2,600	6	P T SS
<b>X3 xDrive35i</b>					
A-S8, 3.0L, 6cyl	21	19/26	\$3,000	5	P T SS
<b>X4 xDrive28i</b>					
A-S8, 2.0L, 4cyl	23	20/28	\$2,700	5	P T SS

Manufacturer Model Configuration (trans, eng size, cyl)	MPG		Annual Fuel Cost	GHG Rating	Notes
	Comb	City/Hwy			
<b>X4 xDrive35i</b>					
A-S8, 3.0L, 6cyl	22	19/27	\$2,850	5	P T SS
<b>BUICK</b>					
<b>Encore AWD</b>					
A-S6, 1.4L, 4cyl	26	23/30	\$1,850	6	T
<b>CHEVROLET</b>					
<b>Equinox AWD</b>					
A-6, 2.4L, 4cyl	23	20/29	\$2,100	5	
A-6, 2.4L, 4cyl	23	20/29	\$2,100	5	Gas
	17	14/20	\$2,400	6	E85
A-6, 3.6L, 6cyl	19	16/23	\$2,550	4	
<b>Trax AWD</b>					
A-S6, 1.4L, 4cyl	27	24/31	\$1,800	7	T
<b>DODGE</b>					
<b>Journey AWD</b>					
A-6, 3.6L, 6cyl	19	16/24	\$2,550	4	
<b>FORD</b>					
<b>Edge AWD</b>					
A-S6, 2.0L, 4cyl	23	20/28	\$2,100	5	T
A-S6, 2.7L, 6cyl	20	17/24	\$2,450	5	T
A-S6, 3.5L, 6cyl	20	17/25	\$2,450	5	
<b>Escape AWD</b>					
A-S6, 1.6L, 4cyl	25	22/29	\$1,950	6	T
A-S6, 2.0L, 4cyl	23	21/28	\$2,100	5	T
<b>GMC</b>					
<b>Terrain AWD</b>					
A-6, 2.4L, 4cyl	23	20/29	\$2,100	5	
A-6, 3.6L, 6cyl	19	16/23	\$2,550	4	
<b>HONDA</b>					
<b>CR-V 4WD</b>					
AV, 2.4L, 4cyl	28	26/33	\$1,750	7	
<b>Crosstour 4WD</b>					
A-S6, 3.5L, 6cyl	22	19/28	\$2,200	5	
<b>Pilot 4WD</b>					
A-5, 3.5L, 6cyl	20	17/24	\$2,450	5	
<b>HYUNDAI</b>					
<b>Santa Fe AWD</b>					
A-S6, 3.3L, 6cyl	20	18/24	\$2,450	5	
<b>Santa Fe Sport AWD</b>					
A-S6, 2.0L, 4cyl	21	18/24	\$2,300	5	T
A-S6, 2.4L, 4cyl	21	19/25	\$2,300	5	
<b>Santa Fe Ultimate AWD</b>					
A-S6, 3.3L, 6cyl	19	17/22	\$2,550	4	
<b>Tucson AWD</b>					
A-6, 2.0L, 4cyl	23	21/25	\$2,100	5	
A-6, 2.4L, 4cyl	22	20/25	\$2,200	5	
<b>INFINITI</b>					
<b>QX60 AWD</b>					
AV-S7, 3.5L, 6cyl	22	19/26	\$2,850	5	P
<b>QX70 AWD</b>					
A-S7, 3.7L, 6cyl	18	16/22	\$3,500	4	P
<b>JEEP</b>					
<b>Cherokee 4WD</b>					
A-9, 2.4L, 4cyl	24	21/28	\$2,000	6	
A-9, 2.4L, 4cyl	24	21/28	\$2,000	6	Gas
	17	15/21	\$2,400	6	E85
A-9, 3.2L, 6cyl	23	20/28	\$2,100	5	SS

Manufacturer Model Configuration (trans, eng size, cyl)	MPG		Annual Fuel Cost	GHG Rating	Notes
	Comb	City/Hwy			
<b>Cherokee 4WD Active Drive II</b>					
A-9, 2.4L, 4cyl	23	21/27	\$2,100	5	
A-9, 3.2L, 6cyl	22	19/26	\$2,200	5	SS
<b>Cherokee Trailhawk 4WD</b>					
A-9, 2.4L, 4cyl	22	19/25	\$2,200	5	
A-9, 3.2L, 6cyl	22	19/26	\$2,200	5	SS
<b>Compass 4WD</b>					
A-6, 2.4L, 4cyl	23	21/27	\$2,100	5	
AV, 2.4L, 4cyl	21	20/23	\$2,300	5	
M-5, 2.4L, 4cyl	24	22/27	\$2,000	6	
<b>Patriot 4WD</b>					
A-6, 2.4L, 4cyl	23	21/27	\$2,100	5	
AV, 2.4L, 4cyl	21	20/23	\$2,300	5	
M-5, 2.4L, 4cyl	24	22/27	\$2,000	6	
<b>Renegade 4WD</b>					
M-6, 1.4L, 4cyl	27	24/31	\$2,300	7	P T
A-9, 2.4L, 4cyl	24	21/29	\$2,000	6	
<b>Wrangler 4WD</b>					
A-5, 3.6L, 6cyl	18	17/21	\$2,700	4	
M-6, 3.6L, 6cyl	18	17/21	\$2,700	4	
<b>Wrangler Unlimited 4WD</b>					
A-5, 3.6L, 6cyl	18	16/20	\$2,700	4	
M-6, 3.6L, 6cyl	18	16/21	\$2,700	4	
<b>KIA</b>					
<b>Sorento AWD</b>					
A-6, 2.4L, 4cyl	22	19/25	\$2,200	5	
A-6, 3.3L, 6cyl	20	18/24	\$2,450	5	
<b>Sportage AWD</b>					
A-6, 2.0L, 4cyl	21	19/24	\$2,300	5	T
A-6, 2.4L, 4cyl	22	19/26	\$2,200	5	
<b>Sportage SX AWD</b>					
A-S6, 2.0L, 4cyl	21	19/25	\$2,300	5	T
<b>LAND ROVER</b>					
<b>LR2</b>					
A-S9, 2.0L, 4cyl	20	17/24	\$3,150	5	P T
<b>Range Rover Evoque</b>					
A-S9, 2.0L, 4cyl	24	21/30	\$2,600	6	P T
<b>LEXUS</b>					
<b>NX 200t AWD</b>					
A-S6, 2.0L, 4cyl	24	22/28	\$2,600	6	P T
<b>NX 200t AWD F Sport</b>					
A-S6, 2.0L, 4cyl	24	22/27	\$2,600	6	P T
<b>NX 300h AWD</b>					
AV-S6, 2.5L, 4cyl	32	33/30	\$1,500	8	HEV SS
<b>RX 350 AWD</b>					
A-S6, 3.5L, 6cyl	20	18/24	\$2,450	5	
A-S8, 3.5L, 6cyl	21	18/26	\$2,300	5	
<b>RX 450h AWD</b>					
AV-S6, 3.5L, 6cyl	29	30/28	\$2,150	7	P HEV SS
<b>LINCOLN</b>					
<b>MKC AWD</b>					
A-S6, 2.0L, 4cyl	22	19/26	\$2,200	5	T
A-S6, 2.3L, 4cyl	21	18/26	\$2,300	5	T
<b>MKX AWD</b>					
A-S6, 3.7L, 6cyl	19	17/23	\$2,550	4	

Manufacturer Model Configuration (trans, eng size, cyl)	MPG		Annual Fuel Cost	GHG Rating	Notes
	Comb	City/Hwy			

## MAZDA

### CX-5 4WD

A-S6, 2.0L, 4cyl	28	25/31	\$1,750	7	
A-S6, 2.5L, 4cyl	26	24/30	\$1,850	6	

### CX-9 4WD

A-S6, 3.7L, 6cyl	18	16/22	\$2,700	4	
------------------	----	-------	---------	---	--

## MERCEDES-BENZ

### GLA250 4matic

AM-7, 2.0L, 4cyl	27	24/32	\$2,300	7	P T SS
AM-7, 2.0L, 4cyl	27	24/32	\$2,300	7	Gas
	19	17/24	\$2,150	7	E85

### GLK250 Bluetec 4matic

A-7, 2.1L, 4cyl	28	24/33	\$1,900	6	D T SS
-----------------	----	-------	---------	---	--------

### GLK350 4matic

A-7, 3.5L, 6cyl	21	18/25	\$3,000	5	P SS
A-7, 3.5L, 6cyl	20	18/24	\$3,150	5	P PZEV SS

## MITSUBISHI

### Outlander 4WD

AV-S6, 2.4L, 4cyl	26	24/29	\$1,850	6	
A-S6, 3.0L, 6cyl	23	20/28	\$2,700	5	P

### Outlander Sport 4WD

AV-S6, 2.0L, 4cyl	27	24/30	\$1,800	7	
AV-S6, 2.4L, 4cyl	24	23/26	\$2,000	6	

## NISSAN

### Pathfinder 4WD

AV, 3.5L, 6cyl	22	19/26	\$2,200	5	
----------------	----	-------	---------	---	--

### Pathfinder 4WD Platinum

AV, 3.5L, 6cyl	21	19/26	\$2,300	5	
----------------	----	-------	---------	---	--

### Rogue AWD

AV, 2.5L, 4cyl	28	25/32	\$1,750	7	
----------------	----	-------	---------	---	--

### Rogue Select AWD

AV, 2.5L, 4cyl	24	22/27	\$2,000	6	
----------------	----	-------	---------	---	--

### Xterra 4WD

A-5, 4.0L, 6cyl	17	15/20	\$2,850	4	
M-6, 4.0L, 6cyl	17	15/20	\$2,850	4	

## PORSCHE

### Macan S

AM-S7, 3.0L, 6cyl	19	17/23	\$3,300	4	P T SS
-------------------	----	-------	---------	---	--------

### Macan Turbo

AM-S7, 3.6L, 6cyl	19	17/23	\$3,300	4	P T SS
-------------------	----	-------	---------	---	--------

## SUBARU

### Forester AWD

AV-S8, 2.0L, 4cyl	25	23/28	\$2,500	6	P T
AV, 2.5L, 4cyl	27	24/32	\$1,800	7	
M-6, 2.5L, 4cyl	25	22/29	\$1,950	6	

### Outback AWD

AV-S6, 2.5L, 4cyl	28	25/33	\$1,750	7	
AV-S6, 3.6L, 6cyl	22	20/27	\$2,200	5	

### XV Crosstrek AWD

AV-S6, 2.0L, 4cyl	29	26/34	\$1,700	7	
M-5, 2.0L, 4cyl	26	23/31	\$1,850	6	

### XV Crosstrek Hybrid AWD

AV-S6, 2.0L, 4cyl	31	30/34	\$1,550	8	HEV SS
-------------------	----	-------	---------	---	--------

## TOYOTA

### RAV4 AWD

A-S6, 2.5L, 4cyl	25	22/29	\$1,950	6	
------------------	----	-------	---------	---	--

Manufacturer Model Configuration (trans, eng size, cyl)	MPG		Annual Fuel Cost	GHG Rating	Notes
	Comb	City/Hwy			

### RAV4 Limited AWD

A-S6, 2.5L, 4cyl	25	22/29	\$1,950	6	
------------------	----	-------	---------	---	--

### Venza 4WD

A-S6, 2.7L, 4cyl	22	20/26	\$2,200	5	
A-S6, 3.5L, 6cyl	21	18/25	\$2,300	5	

## VOLKSWAGEN

### Tiguan 4motion

A-S6, 2.0L, 4cyl	23	20/26	\$2,700	5	P T
------------------	----	-------	---------	---	-----

## VOLVO

### V60 CC AWD

A-S6, 2.5L, 5cyl	23	20/28	\$2,100	5	T
------------------	----	-------	---------	---	---

### XC60 AWD

A-S6, 2.5L, 5cyl	21	18/25	\$2,300	5	T
A-S6, 3.0L, 6cyl	20	17/24	\$2,450	5	T
A-S6, 3.2L, 6cyl	20	18/25	\$2,450	5	

### XC70 AWD

A-S6, 3.0L, 6cyl	20	17/24	\$2,450	5	T
A-S6, 3.2L, 6cyl	21	18/25	\$2,300	5	

## STANDARD SPORT UTILITY VEHICLES 2WD

## BMW

### X5 sDrive35i

A-S8, 3.0L, 6cyl	22	19/27	\$2,850	5	P T SS
------------------	----	-------	---------	---	--------

### X6 sDrive35i

A-S8, 3.0L, 6cyl	22	19/27	\$2,850	5	P T SS
------------------	----	-------	---------	---	--------

## BUICK

### Enclave FWD

A-6, 3.6L, 6cyl	19	17/24	\$2,550	4	
-----------------	----	-------	---------	---	--

## CADILLAC

### Escalade 2WD

A-6, 6.2L, 8cyl	17	15/21	\$2,850	4	
A-8, 6.2L, 8cyl	17	15/22	\$2,850	4	

### Escalade ESV 2WD

A-6, 6.2L, 8cyl	17	15/21	\$2,850	4	
A-8, 6.2L, 8cyl	17	15/22	\$2,850	4	

### SRX

A-S6, 3.6L, 6cyl	19	17/24	\$2,550	4	
------------------	----	-------	---------	---	--

## CHEVROLET

### Suburban C1500 2WD

A-6, 5.3L, 8cyl	18	16/23	\$2,700	4	
A-6, 5.3L, 8cyl	18	16/23	\$2,700	4	Gas
	14	12/17	\$2,950	4	E85

### Tahoe C1500 2WD

A-6, 5.3L, 8cyl	18	16/23	\$2,700	4	
A-6, 5.3L, 8cyl	18	16/23	\$2,700	4	Gas
	14	12/17	\$2,950	4	E85

### Traverse FWD

A-6, 3.6L, 6cyl	19	17/24	\$2,550	4	
-----------------	----	-------	---------	---	--

## DODGE

### Durango RWD

A-8, 3.6L, 6cyl	20	18/25	\$2,450	5	Gas
	15	13/19	\$2,750	5	E85
A-8, 5.7L, 8cyl	17	14/23	\$3,400	4	Mid

## FORD

### Expedition 2WD

A-S6, 3.5L, 6cyl	18	16/22	\$2,700	4	T
------------------	----	-------	---------	---	---

### Expedition EL 2WD

A-S6, 3.5L, 6cyl	17	15/21	\$2,850	4	T
------------------	----	-------	---------	---	---

Manufacturer Model Configuration (trans, eng size, cyl)	MPG		Annual Fuel Cost	GHG Rating	Notes
	Comb	City/Hwy			
<b>Explorer 2WD FFV</b>					
A-S6, 3.5L, 6cyl	20	17/24	\$2,450	5	Gas
	15	13/18	\$2,750	5	E85
<b>Explorer FWD</b>					
A-6, 2.0L, 4cyl	23	20/28	\$2,100	5	T
A-S6, 3.5L, 6cyl	20	17/24	\$2,450	5	
<b>Flex FWD</b>					
A-S6, 3.5L, 6cyl	20	18/25	\$2,450	5	
<b>GMC</b>					
<b>Acadia FWD</b>					
A-6, 3.6L, 6cyl	19	17/24	\$2,550	4	
<b>Yukon C1500 2WD</b>					
A-6, 5.3L, 8cyl	18	16/23	\$2,700	4	
A-6, 5.3L, 8cyl	18	16/23	\$2,700	4	Gas
	14	12/17	\$2,950	4	E85
A-6, 6.2L, 8cyl	17	15/21	\$2,850	4	
A-8, 6.2L, 8cyl	17	15/22	\$2,850	4	
<b>Yukon C1500 XL 2WD</b>					
A-6, 5.3L, 8cyl	18	16/23	\$2,700	4	
A-6, 5.3L, 8cyl	18	16/23	\$2,700	4	Gas
	14	12/17	\$2,950	4	E85
A-6, 6.2L, 8cyl	17	15/21	\$2,850	4	
A-8, 6.2L, 8cyl	17	15/22	\$2,850	4	
<b>INFINITI</b>					
<b>QX60 Hybrid FWD</b>					
AV-S7, 2.5L, 4cyl	26	26/28	\$1,850	6	S HEV SS
<b>QX80 2WD</b>					
A-S7, 5.6L, 8cyl	16	14/20	\$3,900	3	P
<b>JEEP</b>					
<b>Grand Cherokee 2WD</b>					
A-8, 3.0L, 6cyl	25	22/30	\$2,150	5	D T
A-8, 3.6L, 6cyl	20	17/25	\$2,450	5	Gas
	16	14/19	\$2,550	5	E85
A-8, 5.7L, 8cyl	17	14/22	\$3,400	4	Mid
<b>LINCOLN</b>					
<b>MKT FWD</b>					
A-S6, 3.7L, 6cyl	20	17/25	\$2,450	5	
<b>Navigator 2WD</b>					
A-S6, 3.5L, 6cyl	18	16/22	\$2,700	4	T
<b>Navigator L 2WD</b>					
A-S6, 3.5L, 6cyl	17	15/20	\$2,850	4	T
<b>MERCEDES-BENZ</b>					
<b>ML350</b>					
A-7, 3.5L, 6cyl	20	18/24	\$3,150	5	P
<b>NISSAN</b>					
<b>Armada 2WD</b>					
A-5, 5.6L, 8cyl	15	13/19	\$3,250	3	
A-5, 5.6L, 8cyl	15	12/19	\$3,250	3	Gas
	11	9/13	\$3,750	3	E85
<b>Pathfinder Hybrid 2WD</b>					
AV, 2.5L, 4cyl	26	25/28	\$1,850	6	S HEV SS
<b>TOYOTA</b>					
<b>4Runner 2WD</b>					
A-S5, 4.0L, 6cyl	19	17/22	\$2,550	4	
<b>Sequoia 2WD</b>					
A-S6, 5.7L, 8cyl	15	13/17	\$3,250	3	

Manufacturer Model Configuration (trans, eng size, cyl)	MPG		Annual Fuel Cost	GHG Rating	Notes
	Comb	City/Hwy			
<b>STANDARD SPORT UTILITY VEHICLES 4WD</b>					
<b>AUDI</b>					
<b>Q7</b>					
A-S8, 3.0L, 6cyl	22	19/27	\$2,450	4	D T
A-S8, 3.0L, 6cyl	18	16/22	\$3,500	4	P S
<b>BMW</b>					
<b>X5 M</b>					
A-S8, 4.4L, 8cyl	16	14/19	\$3,900	3	P T SS
<b>X5 xDrive35d</b>					
A-S8, 3.0L, 6cyl	27	24/31	\$2,000	5	D T SS
<b>X5 xDrive35i</b>					
A-S8, 3.0L, 6cyl	21	18/27	\$3,000	5	P T SS
<b>X5 xDrive50i</b>					
A-S8, 4.4L, 8cyl	17	15/22	\$3,700	4	P T SS
<b>X6 M</b>					
A-S8, 4.4L, 8cyl	16	14/19	\$3,900	3	P T SS
<b>X6 xDrive35i</b>					
A-S8, 3.0L, 6cyl	21	18/27	\$3,000	5	P T SS
<b>X6 xDrive50i</b>					
A-S8, 4.4L, 8cyl	17	15/22	\$3,700	4	P T SS
<b>BUICK</b>					
<b>Enclave AWD</b>					
A-6, 3.6L, 6cyl	18	16/22	\$2,700	4	
<b>CADILLAC</b>					
<b>Escalade 4WD</b>					
A-6, 6.2L, 8cyl	16	14/21	\$3,050	3	
A-8, 6.2L, 8cyl	17	15/21	\$2,850	4	
<b>Escalade ESV 4WD</b>					
A-6, 6.2L, 8cyl	16	14/20	\$3,050	3	
A-8, 6.2L, 8cyl	16	14/20	\$3,050	3	
<b>SRX AWD</b>					
A-S6, 3.6L, 6cyl	18	16/23	\$2,700	4	
<b>CHEVROLET</b>					
<b>Suburban K1500 4WD</b>					
A-6, 5.3L, 8cyl	18	15/22	\$2,700	4	
A-6, 5.3L, 8cyl	18	15/22	\$2,700	4	Gas
	12	11/15	\$3,400	4	E85
<b>Tahoe K1500 4WD</b>					
A-6, 5.3L, 8cyl	18	16/22	\$2,700	4	
A-6, 5.3L, 8cyl	18	16/22	\$2,700	4	Gas
	13	11/16	\$3,150	4	E85
<b>Traverse AWD</b>					
A-6, 3.6L, 6cyl	19	16/23	\$2,550	4	
<b>DODGE</b>					
<b>Durango AWD</b>					
A-8, 3.6L, 6cyl	19	17/24	\$2,550	4	Gas
	15	13/17	\$2,750	5	E85
A-8, 5.7L, 8cyl	16	14/22	\$3,600	3	Mid
<b>FORD</b>					
<b>Expedition 4WD</b>					
A-S6, 3.5L, 6cyl	17	15/20	\$2,850	4	T PT4WD
<b>Expedition EL 4WD</b>					
A-S6, 3.5L, 6cyl	16	14/20	\$3,050	3	T PT4WD
<b>Explorer AWD</b>					
A-S6, 3.5L, 6cyl	19	17/23	\$2,550	4	
A-S6, 3.5L, 6cyl	18	16/22	\$2,700	4	T



Manufacturer Model Configuration (trans, eng size, cyl)	MPG		Annual Fuel Cost	GHG Rating	Notes
	Comb	City/Hwy			
<b>Explorer AWD FFV</b>					
A-S6, 3.5L, 6cyl	19	17/23	\$2,550	4	Gas
	14	12/17	\$2,950	5	E85
<b>Flex AWD</b>					
A-S6, 3.5L, 6cyl	19	17/23	\$2,550	4	
A-S6, 3.5L, 6cyl	18	16/23	\$2,700	4	T
<b>GMC</b>					
<b>Acadia AWD</b>					
A-6, 3.6L, 6cyl	19	16/23	\$2,550	4	
<b>Yukon K1500 4WD</b>					
A-6, 5.3L, 8cyl	18	16/22	\$2,700	4	
A-6, 5.3L, 8cyl	18	16/22	\$2,700	4	Gas
	13	11/16	\$3,150	4	E85
A-6, 6.2L, 8cyl	16	14/21	\$3,050	3	
A-8, 6.2L, 8cyl	17	15/21	\$2,850	4	
<b>Yukon K1500 XL 4WD</b>					
A-6, 5.3L, 8cyl	18	15/22	\$2,700	4	
A-6, 5.3L, 8cyl	18	15/22	\$2,700	4	Gas
	12	11/15	\$3,400	4	E85
A-6, 6.2L, 8cyl	16	14/20	\$3,050	3	
A-8, 6.2L, 8cyl	16	14/20	\$3,050	3	
<b>INFINITI</b>					
<b>QX60 Hybrid AWD</b>					
AV-S7, 2.5L, 4cyl	26	25/28	\$1,850	6	S HEV SS
<b>QX80 4WD</b>					
A-S7, 5.6L, 8cyl	16	14/20	\$3,900	3	P
<b>QX80 4WD (over 6000 lbs curb weight)</b>					
A-S7, 5.6L, 8cyl	15	13/19	\$4,150	3	P
<b>JEEP</b>					
<b>Grand Cherokee 4WD</b>					
A-8, 3.0L, 6cyl	24	21/28	\$2,250	5	D T
A-8, 3.6L, 6cyl	19	17/24	\$2,550	4	Gas
	15	13/17	\$2,750	5	E85
A-8, 5.7L, 8cyl	16	14/20	\$3,600	3	Mid
<b>Grand Cherokee SRT8 4WD</b>					
A-8, 6.4L, 8cyl	15	13/19	\$4,150	3	P
<b>LAND ROVER</b>					
<b>Discovery Sport</b>					
A-S9, 2.0L, 4cyl	22	20/26	\$2,850	5	P T SS
<b>LR4</b>					
A-S8, 3.0L, 6cyl	16	15/19	\$3,900	3	P S SS
<b>Range Rover</b>					
A-S8, 3.0L, 6cyl	19	17/23	\$3,300	4	P S SS
<b>Range Rover FFV</b>					
A-S8, 5.0L, 8cyl	16	14/19	\$3,900	3	Gas
	11	9/14	\$3,750	3	E85
<b>Range Rover L FFV</b>					
A-S8, 5.0L, 8cyl	16	14/19	\$3,900	3	Gas
	11	9/14	\$3,750	3	E85
<b>Range Rover LWB</b>					
A-S8, 3.0L, 6cyl	19	17/23	\$3,300	4	P S SS
<b>Range Rover Sport</b>					
A-S8, 3.0L, 6cyl	19	17/22	\$3,300	4	P S SS
A-S8, 5.0L, 8cyl	16	14/19	\$3,900	3	P S SS
<b>Range Rover Sport FFV</b>					
A-S8, 5.0L, 8cyl	16	14/19	\$3,900	3	Gas
	11	10/14	\$3,750	3	E85

Manufacturer Model Configuration (trans, eng size, cyl)	MPG		Annual Fuel Cost	GHG Rating	Notes
	Comb	City/Hwy			
<b>LEXUS</b>					
<b>GX 460</b>					
A-S6, 4.6L, 8cyl	17	15/20	\$3,700	4	P
<b>LX 570</b>					
A-S6, 5.7L, 8cyl	14	12/17	\$4,450	2	P
<b>LINCOLN</b>					
<b>MKT AWD</b>					
A-S6, 3.5L, 6cyl	18	16/23	\$2,700	4	T
<b>Navigator 4WD</b>					
A-S6, 3.5L, 6cyl	17	15/20	\$2,850	4	T PT4WD
<b>Navigator L 4WD</b>					
A-S6, 3.5L, 6cyl	16	15/19	\$3,050	3	T PT4WD
<b>MERCEDES-BENZ</b>					
<b>G550</b>					
A-7, 5.5L, 8cyl	13	12/15	\$4,800	1	P
<b>G63 AMG</b>					
A-7, 5.5L, 8cyl	13	12/14	\$4,800	1	P T SS
<b>GL350 Bluetec 4matic</b>					
A-7, 3.0L, 6cyl		See page 29			D T
<b>GL450 4matic</b>					
A-7, 3.0L, 6cyl	19	17/21	\$3,300	4	P T
<b>GL550 4matic</b>					
A-7, 4.7L, 8cyl	15	13/18	\$4,150	3	P T
<b>GL63 AMG</b>					
A-7, 5.5L, 8cyl	14	13/17	\$4,450	2	P T SS
<b>ML250 Bluetec 4matic</b>					
A-7, 2.1L, 4cyl	25	22/29	\$2,150	5	D T SS
<b>ML350 4matic</b>					
A-7, 3.5L, 6cyl	19	17/22	\$3,300	4	P
A-7, 3.5L, 6cyl	19	17/22	\$3,300	4	Gas
	15	13/17	\$2,750	5	E85
<b>ML400 4matic</b>					
A-7, 3.0L, 6cyl	20	18/22	\$3,150	5	P T
<b>ML63 AMG</b>					
A-7, 5.5L, 8cyl	15	13/17	\$4,150	3	P T SS
<b>NISSAN</b>					
<b>Armada 4WD</b>					
A-5, 5.6L, 8cyl	14	12/18	\$3,450	2	
A-5, 5.6L, 8cyl	14	12/18	\$3,450	2	Gas
	11	9/13	\$3,750	3	E85
<b>Pathfinder Hybrid 4WD</b>					
AV, 2.5L, 4cyl	26	25/27	\$1,850	6	S HEV SS
<b>PORSCHE</b>					
<b>Cayenne Diesel</b>					
A-S8, 3.0L, 6cyl	23	20/29	\$2,350	5	D T
<b>Cayenne S</b>					
A-S8, 3.6L, 6cyl	19	16/24	\$3,300	4	P T SS
<b>Cayenne S e-Hybrid</b>					
AM-8, 3.0L, 6cyl		See page 33			S PHEV SS
<b>Cayenne Turbo</b>					
A-S8, 4.8L, 8cyl	17	14/21	\$3,700	4	P T SS
<b>TOYOTA</b>					
<b>4Runner 4WD</b>					
A-S5, 4.0L, 6cyl	18	17/21	\$2,700	4	PT4WD
A-S5, 4.0L, 6cyl	18	17/21	\$2,700	4	
<b>Highlander AWD</b>					
A-S6, 3.5L, 6cyl	20	18/24	\$2,450	5	

Manufacturer Model Configuration (trans, eng size, cyl)	MPG		Annual Fuel Cost	GHG Rating	Notes
	Comb	City/Hwy			
<b>Highlander Hybrid AWD</b>					
▶AV-S6, 3.5L, 6cyl	28	27/28	\$1,750	7	HEV SS
<b>Highlander Hybrid AWD LE Plus</b>					
▶AV-S6, 3.5L, 6cyl	28	28/28	\$1,750	7	HEV SS
<b>Land Cruiser Wagon 4WD</b>					
A-S6, 5.7L, 8cyl	15	13/18	\$3,250	3	
<b>Sequoia 4WD</b>					
A-S6, 5.7L, 8cyl	14	13/17	\$3,450	2	PT4WD
<b>Sequoia 4WD FFV</b>					
A-S6, 5.7L, 8cyl	14	13/17	\$3,450	2	Gas
	10	9/13	\$4,100	3	E85

Manufacturer Model Configuration (trans, eng size, cyl)	MPG		Annual Fuel Cost	GHG Rating	Notes
	Comb	City/Hwy			
<b>VOLKSWAGEN</b>					
<b>Touareg</b>					
A-S8, 3.0L, 6cyl	23	20/29	\$2,350	5	D T
A-S8, 3.6L, 6cyl	19	17/23	\$3,300	4	P
<b>Touareg Hybrid</b>					
A-S8, 3.0L, 6cyl	21	20/24	\$3,000	5	P S HEV SS

## DIESEL VEHICLES

Diesel-powered vehicles are typically more fuel efficient than comparable vehicles powered by gasoline. Diesel engines are inherently more energy-efficient, and diesel fuel contains roughly 10%–15% more energy per gallon than gasoline. In addition, new advances in diesel engine technology have improved performance, reduced engine noise and fuel odor, and decreased emissions of harmful air pollutants. Ultra-low sulfur diesel fuels also help reduce emissions from these vehicles.

Annual fuel costs below are estimated assuming 15,000 miles of travel each year (55% city and 45% highway) and a diesel fuel cost of \$3.58 per gallon.

Manufacturer Model Configuration (trans, eng size, cyl)	MPG		Annual Fuel Cost	GHG Rating	Notes
	Comb	City/Hwy			
<b>SUBCOMPACT CARS</b>					
<b>AUDI</b>					
<b>A3</b>					
AM-S6, 2.0L, 4cyl	36	31/43	\$1,500	8	D T
<b>VOLKSWAGEN</b>					
<b>Beetle Convertible</b>					
AM-S6, 2.0L, 4cyl	34	30/40	\$1,600	7	D T
M-6, 2.0L, 4cyl	34	30/40	\$1,600	7	D T
<b>COMPACT CARS</b>					
<b>BMW</b>					
<b>328d</b>					
A-S8, 2.0L, 4cyl	37	32/45	\$1,450	8	D T
<b>328d xDrive</b>					
A-S8, 2.0L, 4cyl	35	31/43	\$1,550	8	D T
<b>VOLKSWAGEN</b>					
<b>Beetle</b>					
AM-S6, 2.0L, 4cyl	34	31/41	\$1,600	7	D T
M-6, 2.0L, 4cyl	34	31/41	\$1,600	7	D T
<b>Golf</b>					
AM-S6, 2.0L, 4cyl	36	31/43	\$1,500	8	D T
M-6, 2.0L, 4cyl	36	30/45	\$1,500	8	D T
<b>Jetta</b>					
AM-S6, 2.0L, 4cyl	36	31/45	\$1,500	8	D T
M-6, 2.0L, 4cyl	36	31/46	\$1,500	8	D T
<b>MIDSIZE CARS</b>					
<b>AUDI</b>					
<b>A6 quattro</b>					
A-S8, 3.0L, 6cyl	29	24/38	\$1,850	6	D T SS
<b>A7 quattro</b>					
A-S8, 3.0L, 6cyl	29	24/38	\$1,850	6	D T SS
<b>BMW</b>					
<b>535d</b>					
A-S8, 3.0L, 6cyl	30	26/38	\$1,800	7	D T
<b>535d xDrive</b>					
A-S8, 3.0L, 6cyl	30	26/37	\$1,800	6	D T
<b>CHEVROLET</b>					
<b>Cruze</b>					
A-S6, 2.0L, 4cyl	33	27/46	\$1,650	7	D T
<b>MERCEDES-BENZ</b>					
<b>E250 Bluetec</b>					
A-7, 2.1L, 4cyl		* Currently unavailable			D T SS
<b>E250 Bluetec 4matic</b>					
A-7, 2.1L, 4cyl		* Currently unavailable			D T SS

Manufacturer Model Configuration (trans, eng size, cyl)	MPG		Annual Fuel Cost	GHG Rating	Notes
	Comb	City/Hwy			
<b>VOLKSWAGEN</b>					
<b>Passat</b>					
AM-S6, 2.0L, 4cyl	34	30/42	\$1,600	7	D T
M-6, 2.0L, 4cyl	35	30/44	\$1,550	7	D T
<b>LARGE CARS</b>					
<b>AUDI</b>					
<b>A8 L</b>					
A-S8, 3.0L, 6cyl	28	24/36	\$1,900	6	D T SS
<b>BMW</b>					
<b>740Ld xDrive</b>					
A-S8, 3.0L, 6cyl	26	23/31	\$2,050	5	D T
<b>SMALL STATION WAGONS</b>					
<b>BMW</b>					
<b>328d xDrive Sports Wagon</b>					
A-S8, 2.0L, 4cyl	35	31/43	\$1,550	8	D T
<b>VOLKSWAGEN</b>					
<b>Golf SportWagen</b>					
AM-S6, 2.0L, 4cyl	35	31/42	\$1,550	8	D T
M-6, 2.0L, 4cyl	35	31/43	\$1,550	8	D T
<b>STANDARD PICKUP TRUCKS 2WD</b>					
<b>RAM</b>					
<b>1500 2WD</b>					
A-8, 3.0L, 6cyl	23	20/28	\$2,350	5	D T
<b>1500 HFE 2WD</b>					
A-8, 3.0L, 6cyl	24	21/29	\$2,250	5	D T
<b>STANDARD PICKUP TRUCKS 4WD</b>					
<b>RAM</b>					
<b>1500 4WD</b>					
A-8, 3.0L, 6cyl	22	19/27	\$2,450	4	D T
<b>SMALL SPORT UTILITY VEHICLES 4WD</b>					
<b>AUDI</b>					
<b>Q5</b>					
A-S8, 3.0L, 6cyl	26	23/30	\$2,050	5	D T SS
<b>BMW</b>					
<b>X3 xDrive28d</b>					
A-S8, 2.0L, 4cyl	30	27/34	\$1,800	6	D T SS
<b>MERCEDES-BENZ</b>					
<b>GLK250 Bluetec 4matic</b>					
A-7, 2.1L, 4cyl	28	24/33	\$1,900	6	D T SS
<b>STANDARD SPORT UTILITY VEHICLES 2WD</b>					
<b>JEEP</b>					
<b>Grand Cherokee 2WD</b>					
A-8, 3.0L, 6cyl	25	22/30	\$2,150	5	D T

Manufacturer Model Configuration (trans, eng size, cyl)	MPG		Annual Fuel Cost	GHG Rating	Notes
	Comb	City/Hwy			
<b>STANDARD SPORT UTILITY VEHICLES 4WD</b>					
<b>AUDI</b>					
<b>Q7</b>					
A-S8, 3.0L, 6cyl	22	19/27	\$2,450	4	D T
<b>BMW</b>					
<b>X5 xDrive35d</b>					
A-S8, 3.0L, 6cyl	27	24/31	\$2,000	5	D T SS
<b>JEEP</b>					
<b>Grand Cherokee 4WD</b>					
A-8, 3.0L, 6cyl	24	21/28	\$2,250	5	D T
<b>MERCEDES-BENZ</b>					
<b>GL350 Bluetec 4matic</b>					
A-7, 3.0L, 6cyl			* Currently unavailable		D T

Manufacturer Model Configuration (trans, eng size, cyl)	MPG		Annual Fuel Cost	GHG Rating	Notes
	Comb	City/Hwy			
<b>ML250 Bluetec 4matic</b>					
A-7, 2.1L, 4cyl	25	22/29	\$2,150	5	D T SS
<b>PORSCHE</b>					
<b>Cayenne Diesel</b>					
A-S8, 3.0L, 6cyl	23	20/29	\$2,350	5	D T
<b>VOLKSWAGEN</b>					
<b>Touareg</b>					
A-S8, 3.0L, 6cyl	23	20/29	\$2,350	5	D T

\* Data not available. For additional information, please visit <https://www.fueleconomy.gov/feg/mercedesPending.shtml>.

## ELECTRIC VEHICLES

Electric vehicles (EVs), also called "battery electric vehicles," are propelled by one or more electric motors powered by rechargeable battery packs. EVs are energy-efficient and reduce our dependence on petroleum since electricity is produced from domestic resources. They emit no tailpipe pollutants, although the power plant producing the electricity may emit pollution.

Electric motors have several performance benefits. They are quiet, have instant torque for quick acceleration, and require less maintenance than internal combustion engines.

Current EVs have a shorter driving range than gasoline or hybrid vehicles, and their range is more sensitive to driving style, driving conditions, and accessory use. Fully recharging the battery pack

can take several hours—though a "quick charge" to 80% capacity may take as little as 30 minutes—and options for charging the vehicle away from home may be limited. EVs are also more expensive than comparable conventional vehicles and hybrids due to the cost of the large battery packs. Still, manufacturers are working hard to improve the driving range and reduce the cost of these vehicles, and public charging stations are becoming more common.

A federal income tax credit of up to \$7,500 is currently available to consumers purchasing a qualifying EV. Visit [www.fueleconomy.gov](http://www.fueleconomy.gov) for additional information on EVs, including tax incentives.

Model	Motor	Battery Type	Fuel Economy (comb/city/hwy)		Range* (miles)	Charge Time (hrs @ 240)	GHG Rating	Annual Fuel Cost
			MPGe	kWh/100 mi				
<b>TWO-SEATER CARS</b>								
<b>SMART</b>								
fortwo electric drive convertible	55 kW DCPM†	Li-Ion	107/122/93	32/28/36	68	6	10	\$700
fortwo electric drive coupe	55 kW DCPM†	Li-Ion	107/122/93	32/28/36	68	6	10	\$700
<b>MINICOMPACT CARS</b>								
<b>FIAT</b>								
500e	82 kW AC Induction‡	Li-Ion	116/122/108	29/28/31	87	4	10	\$650
<b>SUBCOMPACT CARS</b>								
<b>BMW</b>								
i3 BEV	125 kW AC Induction‡	Li-Ion	124/137/111	27/25/30	81	4	10	\$600
<b>CHEVROLET</b>								
Spark EV	104 kW ACPM**	Li-Ion	119/128/109	28/26/31	82	7	10	\$650
<b>COMPACT CARS</b>								
<b>FORD</b>								
Focus Electric	107 kW AC PMSM§	Li-Ion	105/110/99	32/31/34	76	3.6	10	\$700
<b>VOLKSWAGEN</b>								
e-Golf	85 kW AC PMSM§	Li-Ion	116/126/105	29/27/32	83	4	10	\$650
<b>MIDSIZE CARS</b>								
<b>MERCEDES-BENZ</b>								
B-Class Electric Drive	132 kW AC Induction‡	Li-Ion	84/85/82	40/39/41	87	3.5	10	\$900
<b>NISSAN</b>								
Leaf	80 kW DCPM†	Li-Ion	114/126/101	30/27/33	84	5/8+	10	\$650



Model	Motor	Battery Type	Fuel Economy (comb/city/hwy)		Range* (miles)	Charge Time (hrs @ 240)	GHG Rating	Annual Fuel Cost
			MPGe	kWh/100 mi				
<b>LARGE CARS</b>								
<b>TESLA</b>								
Model S (60 kW-hr battery pack)	225 kW AC Induction (60 kW-hr battery pack)†	Li-Ion	95/94/97	35/36/35	208	3.8/10+	10	\$800
Model S (85 kW-hr battery pack)	270 kW AC Induction (85 kW-hr battery pack)‡	Li-Ion	89/88/90	38/38/37	265	4.8/12+	10	\$850
Model S (90 kW-hr battery pack)	285 kW AC Induction (90 kW-hr battery pack)‡	Li-Ion	89/88/90	38/38/37	265	4.8/12+	10	\$850
Model S AWD - 70D	140 (front) 140 (rear) (70 kW-hr battery pack)	Li-Ion	101/101/102	33/33/33	240	4.8/12+	10	\$750
Model S AWD - 85D	140 (front) 140 (rear) (85 kW-hr battery pack)	Li-Ion	100/95/106	34/35/32	270	4.8/12+	10	\$750
Model S AWD - 90D	140 (front) 140 (rear) (90 kW-hr battery pack)	Li-Ion	100/95/106	34/35/32	270	4.8/12+	10	\$750
Model S AWD - P85D	164 (front) 350 (rear) (85 kW-hr battery pack)	Li-Ion	93/89/98	36/38/35	253	4.8/12+	10	\$800
Model S AWD - P90D	164 (front) 350 (rear) (90 kW-hr battery pack)	Li-Ion	93/89/98	36/38/35	253	4.8/12+	10	\$800
<b>SMALL STATION WAGONS</b>								
<b>KIA</b>								
Soul Electric	81 kW AC PMSM§	Li-Ion	105/120/92	32/28/37	93	4	10	\$700
<b>SMALL SPORT UTILITY VEHICLES</b>								
<b>TESLA</b>								
Model X (85 kWh battery pack)	NA	Li-Ion	NA	NA	NA	NA	NA	NA

\* Range for combined city/highway driving (55% city and 45% highway)  
† Direct current permanent magnet brushless motor  
‡ Alternating current induction motor  
§ Permanent magnet synchronous motor  
+ 5 hours (6.6 kW 240V charger), 8 hours (3.6 kW 240V charger)  
\*\* ACPM - alternating current permanent magnet

## PLUG-IN HYBRID ELECTRIC VEHICLES

Plug-in hybrid electric vehicles (PHEVs) are hybrids with high-capacity batteries that can be charged both by regenerative braking and by plugging them into an electrical outlet or charging station. PHEVs can store enough electricity from the power grid to significantly reduce their petroleum consumption under typical driving conditions.

There are two basic PHEV configurations:

- **Series PHEVs, also called Extended Range Electric Vehicles (EREVs).** The electric motor of these vehicles is the only power source that turns the wheels; the gasoline engine only generates electricity. Series PHEVs can run solely on electricity until the battery needs to be recharged. The gasoline engine will then generate the electricity needed to power the electric motor. For short trips, these vehicles may not use any gasoline.
- **Parallel or Blended PHEVs.** Both the engine and electric motor are mechanically connected to the wheels, and both may propel the vehicle. The vehicle may operate using both electricity and gasoline at the same time, using electricity only, or using gasoline only.

PHEVs also have different battery capacities, allowing some to travel farther on electricity than others. PHEV fuel economy, like that of EVs and regular hybrids, can be sensitive to driving style, driving conditions, and accessory use. When operating in pure electric mode, PHEVs emit no tailpipe pollutants, although the power plant producing the electricity may emit pollution.

Charging a PHEV's battery typically takes several hours, but a "quick charge" to 80% capacity may take 30 minutes or less. However, PHEVs don't have to be plugged in to be driven. They can be fueled solely with gasoline, like a conventional hybrid, but they will not achieve maximum range or fuel economy without charging.

PHEVs use less petroleum and cost less to fuel than conventional hybrids, but they are more expensive to purchase.

A federal income tax credit of up to \$7,500 is currently available to consumers purchasing a qualifying PHEV. Visit [www.fueleconomy.gov](http://www.fueleconomy.gov) for additional information on PHEVs, including tax incentives.

Manufacturer Model Eng. Size/No. Cyl, Elec. Motor	Fuel	Fuel Economy Combined MPGe	Range (miles)	Total Range* (miles)	Charge Time (hrs @ 240 V)	GHG Rating	Annual Fuel Cost
		Comb / City / Hwy MPG					
<b>TWO-SEATER CARS</b>							
<b>MCLAREN AUTOMOTIVE</b>							
<b>P1</b>							
3.8L, 8cyl, 132 kW AC Synchronous	Electricity + Gasoline	18 MPGe ([25kWh +4.8 gal]/100 mi)	19	300	3	4	\$3,550
	Premium Gasoline	17 / 16 / 20	284				
<b>PORSCHE</b>							
<b>918 Spyder</b>							
4.6L, 8cyl, 95 kW and 116 kW DC Brushless	Electricity	67 MPGe (50kWh/100 mi)	12	420	3	8	\$2,300
	Premium Gasoline	22 / 20 / 24	NA				
<b>SUBCOMPACT CARS</b>							
<b>BMW</b>							
<b>i3 REX</b>							
0.6L, 2cyl, 125kW	Electricity	117 MPGe (29kWh/100 mi)	72	150	4	10	\$800
	Premium Gasoline	39 / 41 / 37	74				
<b>i8</b>							
1.5L, 3cyl, 125 kW AC Induction	Electricity	NA	NA	NA	NA	NA	NA
	Gasoline	NA / NA / NA	NA				
1.5L, 3cyl, 96kW	Electricity + Gasoline	76 MPGe ([43kWh +0.1 gal]/100 mi)	15	330	2	10	\$1,750
	Premium Gasoline	28 / 28 / 29	311				
<b>CADILLAC</b>							
<b>ELR</b>							
1.4L, 4cyl, 126 kW 3-Phase AC	Electricity	82 MPGe (41kWh/100 mi)	37	340	5	10	\$1,250
	Premium Gasoline	33 / 31 / 35	307				
<b>COMPACT CARS</b>							
<b>CHEVROLET</b>							
<b>Volt</b>							
1.4L, 4cyl, 111 kW 3-Phase AC	Electricity	98 MPGe (35kWh/100 mi)	38	380	4	10	\$1,100
	Premium Gasoline	37 / 35 / 40	344				

Manufacturer Model Eng. Size/No. Cyl, Elec. Motor	Fuel	Fuel Economy Combined MPGe	Range (miles)	Total Range* (miles)	Charge Time (hrs @ 240 V)	GHG Rating	Annual Fuel Cost
		Comb / City / Hwy MPG					
<b>MIDSIZE CARS</b>							
<b>FORD</b>							
<b>C-MAX Energi Plug-in Hybrid</b>							
2.0L, 4cyl, 68 kW DCPM	Electricity + Gasoline	88 MPGe ([37kWh +0 gal]/100 mi)	20	550	2.5	10	\$1,100
	Gasoline	38 / 40 / 36	532				
<b>Fusion Energi Plug-in Hybrid</b>							
2.0L, 4cyl, 68 kW DCPM	Electricity + Gasoline	88 MPGe ([37kWh +0 gal]/100 mi)	20	550	2.5	10	\$1,100
	Gasoline	38 / 40 / 36	532				
<b>TOYOTA</b>							
<b>Prius Plug-in Hybrid</b>							
1.8L, 4cyl, 18 kW AC Induction	Electricity + Gasoline	95 MPGe ([29kWh +0.2 gal]/100 mi)	11	540	1.5	10	\$900
	Gasoline	50 / 51 / 49	530				
<b>LARGE CARS</b>							
<b>MERCEDES-BENZ</b>							
<b>S550e</b>							
3.0L, 6cyl, 85 kW DCPM	Electricity + Gasoline	58 MPGe ([59kWh +0 gal]/100 mi)	14	450	2.75	9	\$2,000
	Premium Gasoline	26 / 24 / 30	432				
<b>PORSCHE</b>							
<b>Panamera S E-Hybrid</b>							
3.0L, 6cyl, 70 kW DC Brushless	Electricity + Gasoline	50 MPGe ([52kWh +0.5 gal]/100 mi)	16	540	3	9	\$2,100
	Premium Gasoline	25 / 23 / 29	NA				
<b>SPORT UTILITY VEHICLES 4WD</b>							
<b>BMW</b>							
<b>X5 xDrive40e</b>							
2.0L, 4cyl, 125 kW AC Induction	Electricity	NA	NA	NA	NA	NA	NA
	Gasoline	NA / NA / NA	NA				
<b>STANDARD SPORT UTILITY VEHICLES 4WD</b>							
<b>PORSCHE</b>							
<b>Cayenne S e-Hybrid</b>							
3.0L, 6cyl, 70 kW DC Brushless	Electricity	47 MPGe (69kWh/100 mi)	14	480	3	8	\$2,350
	Premium Gasoline	22 / 21 / 24	470				

\* Total range includes operation on both electricity and gasoline and is rounded to the nearest 10 miles.

† Direct current permanent magnet brushless motor.

‡ This vehicle did not use any gasoline for the first 20 miles in EPA tests. However, depending on how you drive the vehicle, you may use both gasoline and electricity during the first 20 miles following a full charge.

## COMPRESSED NATURAL GAS VEHICLES

Compressed natural gas (CNG) vehicles can produce fewer greenhouse gas pollutants and reduce our dependence on petroleum. CNG fuel is normally dispensed in "equivalent gallons," where one gasoline gallon equivalent is equal to 121.5 standard cubic feet of natural gas.

	Transmission Type/Speeds	Engine Size Cylinders	MPGe Comb/City/Hwy	Annual Fuel Cost	Driving Range (miles)	Fuel Type
<b>COMPACT CARS</b>						
<b>HONDA</b>						
Civic Natural Gas	A-5	1.8L, 4cyl	50/49/51	\$1,400	193	
<b>MIDSIZE CARS</b>						
<b>CHEVROLET</b>						
Impala Bi-Fuel (CNG)	A-S6	3.6L, 6cyl	50/49/51	\$2,450	368	Gas
				\$2,450	119	CNG

## FUEL CELL VEHICLES

Though not yet available for the mass market, a limited number fuel cell vehicles (FCVs) will be available for lease in select regions of the country in 2014–15. FCVs are propelled by electric motors powered by fuel cells, which produce electricity from the chemical energy of hydrogen. Fuel cell technology is more efficient than internal combustion engines and environmentally cleaner—the only byproduct of a hydrogen fuel cell vehicle is water. However, several challenges must be overcome before FCVs are mass-marketed and sold at local dealerships. For more information about FCVs, visit [www.fueleconomy.gov](http://www.fueleconomy.gov) and the Fuel Cell Technologies Program website at [www.eere.energy.gov/hydrogenandfuelcells/](http://www.eere.energy.gov/hydrogenandfuelcells/).

	Fuel Cell Type	Motor Type & Power	Battery Type & Rating	Fuel Type	Miles Per Kilogram Comb/City/Hwy	Driving Range (miles)
<b>SMALL SPORT UTILITY VEHICLES 2WD</b>						
<b>HYUNDAI</b>						
Tucson Fuel Cell	PEM†	100 kW AC Induction‡	180 V Li-Ion	Hydrogen	MPGe 50 / 49 / 51 MPK* 49 / 48 / 50	265

\* Miles per kilogram

† Proton exchange membrane

‡ Alternating Current induction motor

## HYBRID-ELECTRIC VEHICLES

It's no coincidence that some of the most fuel-efficient vehicles for the 2015 model year are hybrid electric vehicles (HEVs). Hybrids combine the best features of the internal combustion engine with an electric motor and can significantly improve fuel economy without sacrificing performance or driving range. HEVs may also be configured to provide increased performance rather than fuel economy.

HEVs are primarily propelled by an internal combustion engine, just like conventional vehicles. However, they also convert energy normally wasted during coasting and braking into electricity, which is stored in a battery until needed by the electric motor. The electric motor assists the engine when accelerating or hill climbing and at low speeds, where internal combustion engines are least efficient. Unlike plug-in hybrids, regular hybrids cannot be plugged into an external source of electricity to be recharged; conventional gasoline and regenerative braking provide all of the energy that the vehicle needs.

Annual fuel cost is estimated assuming 15,000 miles of travel each year (55% city and 45% highway) and a fuel cost of \$3.24 per gallon for regular unleaded gasoline or \$4.17 for premium gasoline.

Manufacturer Model Configuration (trans, eng size, cyl)	MPG		Annual Fuel Cost	GHG Rating	Battery Type
	Comb	City/Hwy			
<b>TWO-SEATER CARS</b>					

### HONDA

#### CR-Z

AV-S7, 1.5L, 4cyl	37	36/39	\$1,300	9	144V Li-Ion
M-6, 1.5L, 4cyl	34	31/38	\$1,450	8	144V Li-Ion

<b>COMPACT CARS</b>					
---------------------	--	--	--	--	--

### BMW

#### ActiveHybrid 3

A-S8, 3.0L, 6cyl	28	25/33	\$2,250	7	374V Li-Ion
------------------	----	-------	---------	---	-------------

### HONDA

#### Civic Hybrid

AV, 1.5L, 4cyl	45	44/47	\$1,100	10	144V Li-Ion
----------------	----	-------	---------	----	-------------

### INFINITI

#### Q50 Hybrid

A-S7, 3.5L, 6cyl	31	29/36	\$2,000	8	346V Li-Ion
------------------	----	-------	---------	---	-------------

#### Q50 Hybrid AWD

A-S7, 3.5L, 6cyl	30	28/35	\$2,100	7	346V Li-Ion
------------------	----	-------	---------	---	-------------

#### Q50S Hybrid

A-S7, 3.5L, 6cyl	30	28/34	\$2,100	7	346V Li-Ion
------------------	----	-------	---------	---	-------------

#### Q50S Hybrid AWD

A-S7, 3.5L, 6cyl	28	27/31	\$2,250	7	346V Li-Ion
------------------	----	-------	---------	---	-------------

### LEXUS

#### CT 200h

AV, 1.8L, 4cyl	42	43/40	\$1,150	9	202V Ni-MH
----------------	----	-------	---------	---	------------

### TOYOTA

#### Prius c

AV, 1.5L, 4cyl	50	53/46	\$950	10	144V Ni-MH
----------------	----	-------	-------	----	------------

### VOLKSWAGEN

#### Jetta Hybrid

AM-S7, 1.4L, 4cyl	45	42/48	\$1,400	10	220V Li-Ion
-------------------	----	-------	---------	----	-------------

<b>MIDSIZE CARS</b>					
---------------------	--	--	--	--	--

### BMW

#### ActiveHybrid 5

A-S8, 3.0L, 6cyl	26	23/30	\$2,400	6	374V Li-Ion
------------------	----	-------	---------	---	-------------

### BUICK

#### LaCrosse eAssist

A-S6, 2.4L, 4cyl	29	25/36	\$1,700	7	115V Li-Ion
------------------	----	-------	---------	---	-------------

#### Regal eAssist

A-S6, 2.4L, 4cyl	29	25/36	\$1,700	7	115V Li-Ion
------------------	----	-------	---------	---	-------------

Manufacturer Model Configuration (trans, eng size, cyl)	MPG		Annual Fuel Cost	GHG Rating	Battery Type
	Comb	City/Hwy			
<b>FORD</b>					

### FORD

#### Fusion Hybrid FWD

AV, 2.0L, 4cyl	42	44/41	\$1,150	9	280V Li-Ion
----------------	----	-------	---------	---	-------------

### HONDA

#### Accord Hybrid

AV, 2.0L, 4cyl	47	50/45	\$1,050	10	259V Li-Ion
----------------	----	-------	---------	----	-------------

### HYUNDAI

#### Sonata Hybrid

AM-6, 2.4L, 4cyl	38	36/40	\$1,300	9	270V Li-Ion
------------------	----	-------	---------	---	-------------

#### Sonata Hybrid Limited

AM-6, 2.4L, 4cyl	37	36/40	\$1,300	9	270V Li-Ion
------------------	----	-------	---------	---	-------------

### INFINITI

#### Q70 Hybrid

A-S7, 3.5L, 6cyl	31	29/34	\$2,000	8	346V Li-Ion
------------------	----	-------	---------	---	-------------

### KIA

#### Optima Hybrid

AM-6, 2.4L, 4cyl	38	36/40	\$1,300	9	270V Li-Ion
------------------	----	-------	---------	---	-------------

#### Optima Hybrid EX

AM-6, 2.4L, 4cyl	37	35/39	\$1,300	9	270V Li-Ion
------------------	----	-------	---------	---	-------------

### LEXUS

#### ES 300h

AV-S6, 2.5L, 4cyl	40	40/39	\$1,200	9	245V Ni-MH
-------------------	----	-------	---------	---	------------

#### GS 450h

AV-S8, 3.5L, 6cyl	31	29/34	\$2,000	8	288V Ni-MH
-------------------	----	-------	---------	---	------------

#### LS 600h L

AV-S8, 5.0L, 8cyl	20	19/23	\$3,150	5	288V Ni-MH
-------------------	----	-------	---------	---	------------

### LINCOLN

#### MKZ Hybrid FWD

AV, 2.0L, 4cyl	40	41/39	\$1,200	9	280V Li-Ion
----------------	----	-------	---------	---	-------------

### MERCEDES-BENZ

#### E400 Hybrid

A-7, 3.5L, 6cyl	26	24/29	\$2,400	6	126V Li-Ion
-----------------	----	-------	---------	---	-------------

### TOYOTA

#### Avalon Hybrid

AV-S6, 2.5L, 4cyl	40	40/39	\$1,200	9	245V Ni-MH
-------------------	----	-------	---------	---	------------

#### Camry Hybrid LE

AV, 2.5L, 4cyl	41	43/39	\$1,200	9	245V Ni-MH
----------------	----	-------	---------	---	------------

#### Camry Hybrid XLE/SE

AV, 2.5L, 4cyl	40	40/38	\$1,200	9	245V Ni-MH
----------------	----	-------	---------	---	------------

#### Prius

AV, 1.8L, 4cyl	50	51/48	\$950	10	202V Ni-MH
----------------	----	-------	-------	----	------------



Manufacturer Model Configuration (trans, eng size, cyl)	MPG		Annual Fuel Cost	GHG Rating	Battery Type
	Comb	City/Hwy			
<b>LARGE CARS</b>					

**BMW**

**ActiveHybrid 7L**

A-S8, 3.0L, 6cyl	25	22/30	\$2,500	6	374V Li-Ion
------------------	----	-------	---------	---	-------------

**FORD**

**C-MAX Hybrid FWD**

AV, 2.0L, 4cyl	40	42/37	\$1,200	9	280V Li-Ion
----------------	----	-------	---------	---	-------------

**MIDSIZE STATION WAGONS**

**TOYOTA**

**Prius v**

AV, 1.8L, 4cyl	42	44/40	\$1,150	9	202V Ni-MH
----------------	----	-------	---------	---	------------

**SMALL SPORT UTILITY VEHICLES 2WD**

**LEXUS**

**NX 300h**

AV-S6, 2.5L, 4cyl	33	35/31	\$1,450	8	245V Ni-MH
-------------------	----	-------	---------	---	------------

**RX 450h**

AV-S6, 3.5L, 6cyl	30	32/28	\$2,100	7	288V Ni-MH
-------------------	----	-------	---------	---	------------

**NISSAN**

**Murano Hybrid FWD**

AV, 2.5L, 4cyl	NA	NA	NA	NA	144V Li-Ion
----------------	----	----	----	----	-------------

**SMALL SPORT UTILITY VEHICLES 4WD**

**AUDI**

**Q5 Hybrid**

A-S8, 2.0L, 4cyl	26	24/30	\$2,400	6	266V Li-Ion
------------------	----	-------	---------	---	-------------

**LEXUS**

**NX 300h AWD**

AV-S6, 2.5L, 4cyl	32	33/30	\$1,500	8	245V Ni-MH
-------------------	----	-------	---------	---	------------

**RX 450h AWD**

AV-S6, 3.5L, 6cyl	29	30/28	\$2,150	7	288V Ni-MH
-------------------	----	-------	---------	---	------------

Manufacturer Model Configuration (trans, eng size, cyl)	MPG		Annual Fuel Cost	GHG Rating	Battery Type
	Comb	City/Hwy			
<b>NISSAN</b>					

**Murano Hybrid AWD**

AV, 2.5L, 4cyl	NA	NA	NA	NA	144V Li-Ion
----------------	----	----	----	----	-------------

**SUBARU**

**XV Crosstrek Hybrid AWD**

AV-S6, 2.0L, 4cyl	31	30/34	\$1,550	8	101V Ni-MH
-------------------	----	-------	---------	---	------------

**STANDARD SPORT UTILITY VEHICLES 2WD**

**INFINITI**

**QX60 Hybrid FWD**

AV-S7, 2.5L, 4cyl	26	26/28	\$1,850	6	144V Li-Ion
-------------------	----	-------	---------	---	-------------

**NISSAN**

**Pathfinder Hybrid 2WD**

AV, 2.5L, 4cyl	26	25/28	\$1,850	6	144V Li-Ion
----------------	----	-------	---------	---	-------------

**STANDARD SPORT UTILITY VEHICLES 4WD**

**INFINITI**

**QX60 Hybrid AWD**

AV-S7, 2.5L, 4cyl	26	25/28	\$1,850	6	144V Li-Ion
-------------------	----	-------	---------	---	-------------

**NISSAN**

**Pathfinder Hybrid 4WD**

AV, 2.5L, 4cyl	26	25/27	\$1,850	6	144V Li-Ion
----------------	----	-------	---------	---	-------------

**TOYOTA**

**Highlander Hybrid AWD**

AV-S6, 3.5L, 6cyl	28	27/28	\$1,750	7	288V Ni-MH
-------------------	----	-------	---------	---	------------

**Highlander Hybrid AWD LE Plus**

AV-S6, 3.5L, 6cyl	28	28/28	\$1,750	7	288V Ni-MH
-------------------	----	-------	---------	---	------------

**VOLKSWAGEN**

**Touareg Hybrid**

A-S8, 3.0L, 6cyl	21	20/24	\$3,000	5	288V Ni-MH
------------------	----	-------	---------	---	------------

## ETHANOL FLEXIBLE FUEL VEHICLES

Ethanol flexible fuel vehicles (FFVs) are designed by the original manufacturer to operate on gasoline, E85, or any mixture of the two fuels. Annual fuel cost is estimated assuming 15,000 miles of travel each year (55% city and 45% highway) and an average fuel cost of \$2.74 per gallon for E85, \$3.24 per gallon for regular unleaded gasoline, and \$4.17 per gallon for premium unleaded gasoline. The price of ethanol is highly variable from region to region; it is typically lower in the Midwestern United States and higher in other areas. Therefore, actual consumer experience may differ significantly from the annual fuel cost estimate presented here.

Fuel economy and driving range values are shown for both gasoline and E85. When operating your FFV on mixtures of gasoline and E85, such as when alternating between using these fuels, your driving range and fuel economy values will be somewhere between those listed for the two fuels, depending on the actual percentage of gasoline and E85 in the tank.

Manufacturer Model Configuration (trans, eng size, cyl)	MPG		Annual Fuel Cost	GHG Rating	Range Fuel (miles)
	Comb	City/Hwy			
<b>SUBCOMPACT CARS</b>					

### AUDI

#### A5 Cabriolet quattro

A-S8, 2.0L, 4cyl	24	21/29	\$2,600	6	P	386
	17	15/21	\$2,400	6	E85	274

#### A5 quattro

A-S8, 2.0L, 4cyl	25	22/31	\$2,500	6	P	403
	18	15/22	\$2,300	6	E85	290

### BENTLEY

#### Continental GT Convertible

A-S8, 6.0L, 12cyl	15	12/20	\$4,150	3	P	360
	11	9/15	\$3,750	3	E85	264

<b>COMPACT CARS</b>					
---------------------	--	--	--	--	--

### AUDI

#### A4 quattro

A-S8, 2.0L, 4cyl	25	22/31	\$2,500	6	P	422
	18	15/22	\$2,300	6	E85	304

### BENTLEY

#### Continental GT

A-S8, 6.0L, 12cyl	15	12/21	\$4,150	3	P	360
	11	9/15	\$3,750	3	E85	264

### FORD

#### Focus FWD FFV

A-S6, 2.0L, 4cyl	30	26/38	\$1,600	7	Gas	372
	22	19/28	\$1,850	8	E85	273
AM-6, 2.0L, 4cyl	31	27/40	\$1,550	8	Gas	384
	23	20/29	\$1,800	8	E85	285
M-5, 2.0L, 4cyl	30	26/36	\$1,600	7	Gas	372
	22	19/27	\$1,850	8	E85	273

### MERCEDES-BENZ

#### CLA250 4matic

AM-7, 2.0L, 4cyl	27	24/33	\$2,300	7	P	354
	20	18/24	\$2,050	7	E85	262

<b>MIDSIZE CARS</b>					
---------------------	--	--	--	--	--

### BENTLEY

#### Flying Spur

A-S8, 6.0L, 12cyl	14	12/20	\$4,450	2	P	333
	10	8/14	\$4,100	2	E85	238

Manufacturer Model Configuration (trans, eng size, cyl)	MPG		Annual Fuel Cost	GHG Rating	Range Fuel (miles)
	Comb	City/Hwy			
<b>BUICK</b>					

### BUICK

#### LaCrosse

A-S6, 3.6L, 6cyl	21	18/28	\$2,300	5	Gas	388
	16	14/20	\$2,550	5	E85	296

#### LaCrosse AWD

A-S6, 3.6L, 6cyl	20	17/26	\$2,450	5	Gas	390
	15	13/19	\$2,750	5	E85	292

### CHRYSLER

#### 200

A-9, 2.4L, 4cyl	28	23/36	\$1,750	7	Gas	442
	21	17/28	\$1,950	7	E85	332
A-9, 3.6L, 6cyl	23	19/32	\$2,100	5	Gas	363
	17	14/23	\$2,400	6	E85	269

#### 200 AWD

A-9, 3.6L, 6cyl	22	18/29	\$2,200	5	Gas	348
	17	14/22	\$2,400	6	E85	269

### DODGE

#### Dart

A-6, 2.0L, 4cyl	27	24/34	\$1,800	7	Gas	383
	20	18/25	\$2,050	7	E85	284

### JAGUAR

#### XF FFV

A-S8, 5.0L, 8cyl	18	15/23	\$3,500	4	P	331
	13	11/17	\$3,150	4	E85	239

### MERCEDES-BENZ

#### E350

A-7, 3.5L, 6cyl	23	20/29	\$2,700	5	P	485
	16	14/20	\$2,550	6	E85	338

#### E350 4matic

A-7, 3.5L, 6cyl	23	20/28	\$2,700	5	P	485
	17	15/21	\$2,400	6	E85	359

<b>LARGE CARS</b>					
-------------------	--	--	--	--	--

### CHEVROLET

#### Impala

A-S6, 3.6L, 6cyl	22	19/29	\$2,200	5	Gas	407
	16	14/20	\$2,550	5	E85	296

#### Impala Limited

A-6, 3.6L, 6cyl	22	18/30	\$2,200	5	Gas	407
	16	13/22	\$2,550	5	E85	296

Manufacturer Model Configuration (trans, eng size, cyl)	MPG		Annual Fuel Cost	GHG Rating	Fuel	Range (miles)
	Comb	City/Hwy				

### CHRYSLER

#### 300

A-8, 3.6L, 6cyl	23	19/31	\$2,100	5	Gas	439
	17	14/23	\$2,400	6	E85	325

#### 300 AWD

A-8, 3.6L, 6cyl	21	18/27	\$2,300	5	Gas	401
	16	14/20	\$2,550	5	E85	306

### DODGE

#### Charger

A-8, 3.6L, 6cyl	23	19/31	\$2,100	5	Gas	426
	17	14/23	\$2,400	6	E85	314

#### Charger AWD

A-8, 3.6L, 6cyl	21	18/27	\$2,300	5	Gas	388
	16	14/20	\$2,550	5	E85	296

### FORD

#### Taurus AWD FFV

A-S6, 3.5L, 6cyl	21	18/26	\$2,300	5	Gas	399
	15	13/19	\$2,750	5	E85	285

#### Taurus FWD FFV

A-S6, 3.5L, 6cyl	23	19/29	\$2,100	5	Gas	437
	16	13/21	\$2,550	5	E85	304

### JAGUAR

#### XJ FFV

A-S8, 3.0L, 6cyl	21	18/27	\$3,000	5	P	456
	14	12/19	\$2,950	5	E85	304
A-S8, 5.0L, 8cyl	18	15/23	\$3,500	4	P	391
	13	11/17	\$3,150	4	E85	282

#### XJL FFV

A-S8, 3.0L, 6cyl	20	17/27	\$3,150	5	P	434
	14	11/19	\$2,950	5	E85	304
A-S8, 5.0L, 8cyl	18	15/23	\$3,500	4	P	391
	13	11/17	\$3,150	4	E85	282

## SMALL STATION WAGONS

### AUDI

#### allroad quattro

A-S8, 2.0L, 4cyl	24	21/28	\$2,600	6	P	386
	17	15/21	\$2,400	6	E85	274

## STANDARD PICKUP TRUCKS 2WD

### CHEVROLET

#### Silverado C15 2WD

A-6, 4.3L, 6cyl	20	18/24	\$2,450	5	Gas	520
	14	12/17	\$2,950	5	E85	364
A-6, 5.3L, 8cyl	19	16/23	\$2,550	4	Gas	494
	14	12/17	\$2,950	4	E85	364

### FORD

#### F150 Pickup 2WD FFV

A-6, 3.5L, 6cyl	20	18/25	\$2,450	5	Gas	460
	15	13/18	\$2,750	5	E85	345
A-S6, 5.0L, 8cyl	18	15/22	\$2,700	4	Gas	414
	13	11/16	\$3,150	4	E85	299

Manufacturer Model Configuration (trans, eng size, cyl)	MPG		Annual Fuel Cost	GHG Rating	Fuel	Range (miles)
	Comb	City/Hwy				

### GMC

#### Sierra C15 2WD

A-6, 4.3L, 6cyl	20	18/24	\$2,450	5	Gas	520
	14	12/17	\$2,950	5	E85	364
A-6, 5.3L, 8cyl	19	16/23	\$2,550	4	Gas	494
	14	12/17	\$2,950	4	E85	364

### NISSAN

#### Titan 2WD

A-5, 5.6L, 8cyl	15	13/18	\$3,250	3	Gas	420
	11	9/13	\$3,750	3	E85	308

### RAM

#### 1500 2WD

A-8, 3.6L, 6cyl	20	17/25	\$2,450	5	Gas	520
	14	12/17	\$2,950	5	E85	364

## STANDARD PICKUP TRUCKS 4WD

### CHEVROLET

#### Silverado K15 4WD

A-6, 4.3L, 6cyl	19	17/22	\$2,550	4	Gas	494
	13	12/15	\$3,150	4	E85	338
A-6, 5.3L, 8cyl	18	16/22	\$2,700	4	Gas	468
	13	12/16	\$3,150	4	E85	338

### FORD

#### F150 Pickup 4WD FFV

A-6, 3.5L, 6cyl	19	17/23	\$2,550	4	Gas	437
	14	13/17	\$2,950	5	E85	322
A-S6, 5.0L, 8cyl	17	15/21	\$2,850	4	Gas	391
	13	11/16	\$3,150	4	E85	299

### GMC

#### Sierra K15 4WD

A-6, 4.3L, 6cyl	19	17/22	\$2,550	4	Gas	494
	13	12/15	\$3,150	4	E85	338
A-6, 5.3L, 8cyl	18	16/22	\$2,700	4	Gas	468
	13	12/16	\$3,150	4	E85	338

### NISSAN

#### Titan 4WD

A-5, 5.6L, 8cyl	14	12/17	\$3,450	2	Gas	392
	10	9/12	\$4,100	3	E85	280

### RAM

#### 1500 4WD

A-8, 3.6L, 6cyl	19	16/23	\$2,550	4	Gas	494
	13	11/16	\$3,150	4	E85	338

### TOYOTA

#### Tundra 4WD FFV

A-S6, 5.7L, 8cyl	15	13/17	\$3,250	3	Gas	396
	10	9/12	\$4,100	3	E85	264

## VANS, CARGO TYPE

### CHEVROLET

#### Express 2500 2WD Conversion Cargo

A-6, 6.0L, 8cyl	12	10/15	\$4,050	1	Gas	372
	9	7/11	\$4,550	1	E85	279

Manufacturer Model Configuration (trans, eng size, cyl)	MPG		Annual Fuel Cost	GHG Rating	Fuel	Range (miles)
	Comb	City/Hwy				

### GMC

#### Savana 2500 2WD Conversion (cargo)

A-6, 6.0L, 8cyl	12	10/15	\$4,050	1	Gas	372
	9	7/11	\$4,550	1	E85	279

### VANS, PASSENGER TYPE

### CHEVROLET

#### Express 2500 2WD Passenger

A-6, 6.0L, 8cyl	13	11/16	\$3,750	1	Gas	403
	9	8/11	\$4,550	1	E85	279

#### Express 3500 2WD Passenger

A-6, 6.0L, 8cyl	12	11/16	\$4,050	1	Gas	372
	9	8/11	\$4,550	1	E85	279

### FORD

#### Transit T150 Wagon FFV

A-S6, 3.7L, 6cyl	16	14/19	\$3,050	3	Gas	416
	12	10/14	\$3,400	3	E85	312

### GMC

#### Savana 2500 2WD (Passenger)

A-6, 6.0L, 8cyl	13	11/16	\$3,750	1	Gas	403
	9	8/11	\$4,550	1	E85	279

#### Savana 3500 2WD (Passenger)

A-6, 6.0L, 8cyl	12	11/16	\$4,050	1	Gas	372
	9	8/11	\$4,550	1	E85	279

### SPECIAL PURPOSE VEHICLES 2WD

### CHEVROLET

#### Silverado C15 Cab Chassis 2WD

A-6, 4.3L, 6cyl	18	16/21	\$2,700	4	Gas	610
	12	11/15	\$3,400	4	E85	410
A-6, 5.3L, 8cyl	17	15/20	\$2,850	4	Gas	580
	12	11/15	\$3,400	4	E85	410

### GMC

#### Sierra C15 Cab Chassis 2WD

A-6, 4.3L, 6cyl	18	16/21	\$2,700	4	Gas	468
	12	11/15	\$3,400	4	E85	312
A-6, 5.3L, 8cyl	17	15/20	\$2,850	4	Gas	442
	12	11/15	\$3,400	4	E85	312

### SPECIAL PURPOSE VEHICLES 4WD

### CHEVROLET

#### Silverado K15 Cab Chassis 4WD

A-6, 4.3L, 6cyl	18	16/20	\$2,700	4	Gas	610
	12	11/14	\$3,400	4	E85	410
A-6, 5.3L, 8cyl	17	15/19	\$2,850	4	Gas	580
	12	11/14	\$3,400	4	E85	410

### GMC

#### Sierra K15 Cab Chassis 4WD

A-6, 4.3L, 6cyl	18	16/20	\$2,700	4	Gas	468
	12	11/14	\$3,400	4	E85	312
A-6, 5.3L, 8cyl	17	15/19	\$2,850	4	Gas	442
	12	11/14	\$3,400	4	E85	312

Manufacturer Model Configuration (trans, eng size, cyl)	MPG		Annual Fuel Cost	GHG Rating	Fuel	Range (miles)
	Comb	City/Hwy				

### MINIVANS 2WD

### CHRYSLER

#### Town and Country

A-6, 3.6L, 6cyl	20	17/25	\$2,450	5	Gas	400
	14	12/18	\$2,950	5	E85	280

### DODGE

#### Grand Caravan

A-6, 3.6L, 6cyl	20	17/25	\$2,450	5	Gas	400
	14	12/18	\$2,950	5	E85	280

### RAM

#### C/V Tradesman

A-6, 3.6L, 6cyl	21	18/26	\$2,300	5	Gas	420
	15	13/18	\$2,750	5	E85	300

### SMALL SPORT UTILITY VEHICLES 2WD

### CHEVROLET

#### Captiva FWD

A-6, 2.4L, 4cyl	23	20/28	\$2,100	5	Gas	450
	18	15/22	\$2,300	6	E85	350

#### Equinox FWD

A-6, 2.4L, 4cyl	26	22/32	\$1,850	6	Gas	489
	18	15/22	\$2,300	6	E85	338

### DODGE

#### Journey FWD

A-6, 3.6L, 6cyl	19	17/25	\$2,550	4	Gas	390
	14	12/18	\$2,950	5	E85	287

### GMC

#### Terrain FWD

A-6, 2.4L, 4cyl	26	22/32	\$1,850	6	Gas	468
	18	15/22	\$2,300	6	E85	324

### JEEP

#### Cherokee FWD

A-9, 2.4L, 4cyl	25	22/31	\$1,950	6	Gas	395
	18	15/23	\$2,300	6	E85	284

#### Renegade 2WD

A-9, 2.4L, 4cyl	25	22/31	\$1,950	6	Gas	318
	19	17/24	\$2,150	7	E85	241

### SMALL SPORT UTILITY VEHICLES 4WD

### AUDI

#### Q5

A-S8, 2.0L, 4cyl	23	20/28	\$2,700	5	P	455
	16	14/19	\$2,550	5	E85	317

### CHEVROLET

#### Equinox AWD

A-6, 2.4L, 4cyl	23	20/29	\$2,100	5	Gas	432
	17	14/20	\$2,400	6	E85	320

### JEEP

#### Cherokee 4WD

A-9, 2.4L, 4cyl	24	21/28	\$2,000	6	Gas	379
	17	15/21	\$2,400	6	E85	269

Manufacturer Model Configuration (trans, eng size, cyl)	MPG		Annual Fuel Cost	GHG Rating	Fuel	Range (miles)
	Comb	City/Hwy				

### MERCEDES-BENZ

#### GLA250 4matic

AM-7, 2.0L, 4cyl	27	24/32	\$2,300	7	P	400
	19	17/24	\$2,150	7	E85	281

### STANDARD SPORT UTILITY VEHICLES 2WD

### CHEVROLET

#### Suburban C1500 2WD

A-6, 5.3L, 8cyl	18	16/23	\$2,700	4	Gas	558
	14	12/17	\$2,950	4	E85	434

#### Tahoe C1500 2WD

A-6, 5.3L, 8cyl	18	16/23	\$2,700	4	Gas	468
	14	12/17	\$2,950	4	E85	364

### DODGE

#### Durango RWD

A-8, 3.6L, 6cyl	20	18/25	\$2,450	5	Gas	492
	15	13/19	\$2,750	5	E85	369

### FORD

#### Explorer 2WD FFV

A-S6, 3.5L, 6cyl	20	17/24	\$2,450	5	Gas	372
	15	13/18	\$2,750	5	E85	279

### GMC

#### Yukon C1500 2WD

A-6, 5.3L, 8cyl	18	16/23	\$2,700	4	Gas	468
	14	12/17	\$2,950	4	E85	364

#### Yukon C1500 XL 2WD

A-6, 5.3L, 8cyl	18	16/23	\$2,700	4	Gas	558
	14	12/17	\$2,950	4	E85	434

### JEEP

#### Grand Cherokee 2WD

A-8, 3.6L, 6cyl	20	17/25	\$2,450	5	Gas	492
	16	14/19	\$2,550	5	E85	394

### NISSAN

#### Armada 2WD

A-5, 5.6L, 8cyl	15	12/19	\$3,250	3	Gas	420
	11	9/13	\$3,750	3	E85	308

### STANDARD SPORT UTILITY VEHICLES 4WD

### CHEVROLET

#### Suburban K1500 4WD

A-6, 5.3L, 8cyl	18	15/22	\$2,700	4	Gas	558
	12	11/15	\$3,400	4	E85	372

#### Tahoe K1500 4WD

A-6, 5.3L, 8cyl	18	16/22	\$2,700	4	Gas	468
	13	11/16	\$3,150	4	E85	338

Manufacturer Model Configuration (trans, eng size, cyl)	MPG		Annual Fuel Cost	GHG Rating	Fuel	Range (miles)
	Comb	City/Hwy				

### DODGE

#### Durango AWD

A-8, 3.6L, 6cyl	19	17/24	\$2,550	4	Gas	467
	15	13/17	\$2,750	5	E85	369

### FORD

#### Explorer AWD FFV

A-S6, 3.5L, 6cyl	19	17/23	\$2,550	4	Gas	353
	14	12/17	\$2,950	5	E85	260

### GMC

#### Yukon K1500 4WD

A-6, 5.3L, 8cyl	18	16/22	\$2,700	4	Gas	468
	13	11/16	\$3,150	4	E85	338

#### Yukon K1500 XL 4WD

A-6, 5.3L, 8cyl	18	15/22	\$2,700	4	Gas	558
	12	11/15	\$3,400	4	E85	372

### JEEP

#### Grand Cherokee 4WD

A-8, 3.6L, 6cyl	19	17/24	\$2,550	4	Gas	467
	15	13/17	\$2,750	5	E85	369

### LAND ROVER

#### Range Rover FFV

A-S8, 5.0L, 8cyl	16	14/19	\$3,900	3	P	443
	11	9/14	\$3,750	3	E85	305

#### Range Rover L FFV

A-S8, 5.0L, 8cyl	16	14/19	\$3,900	3	P	443
	11	9/14	\$3,750	3	E85	305

#### Range Rover Sport FFV

A-S8, 5.0L, 8cyl	16	14/19	\$3,900	3	P	443
	11	10/14	\$3,750	3	E85	305

### MERCEDES-BENZ

#### ML350 4matic

A-7, 3.5L, 6cyl	19	17/22	\$3,300	4	P	467
	15	13/17	\$2,750	5	E85	369

### NISSAN

#### Armada 4WD

A-5, 5.6L, 8cyl	14	12/18	\$3,450	2	Gas	392
	11	9/13	\$3,750	3	E85	308

### TOYOTA

#### Sequoia 4WD FFV

A-S6, 5.7L, 8cyl	14	13/17	\$3,450	2	Gas	370
	10	9/13	\$4,100	3	E85	264



# INDEX

Interior Volume (cu.ft.)				Interior Volume (cu.ft.)				Interior Volume (cu.ft.)						
Passenger / Cargo				Passenger / Cargo				Passenger / Cargo						
	2dr	4dr	Hatch	Pg		2dr	4dr	Hatch	Pg		2dr	4dr	Hatch	Pg
<b>ACURA</b>														
ILX		89/12		10	328i xDrive	96/13			11	M6 Convertible	88/11			9
MDX 2WD				22	328i xDrive Gran Turismo		102/25		16	M6 Coupe	87/13			9
MDX 4WD				23	328i xDrive Sports Wagon	97/28			19	M6 Gran Coupe		97/12		11
RDX 2WD				22	335i	96/13			11	X1 sDrive28i			98/25	17
RDX 4WD				23	335i xDrive	96/13			11	X1 xDrive28i			98/25	17
RLX		102/15		13	335i xDrive Gran Turismo		102/25		16	X1 xDrive35i			98/25	17
TLX		93/14		10	428i Convertible	90/9			9	X3 sDrive28i				22
TLX AWD		93/14		10	428i Coupe	90/11			11	X3 xDrive28d				23,29
<b>ALFA ROMEO</b>														
4C				6	428i Gran Coupe		92/12		11	X3 xDrive35i				23
<b>ASTON MARTIN</b>														
DB9	78/5			8	428i xDrive				9	X4 xDrive28i				23
Rapide S		83/14		8	428i xDrive Coupe	90/11			11	X4 xDrive35i				24
V12 Vantage S				6	428i xDrive Gran Coupe	92/12			11	X5 M				26
V8 Vantage				6	435i Convertible	90/9			9	X5 sDrive35i				25
V8 Vantage S				6	435i Coupe	90/11			11	X5 xDrive35d				26,30
Vanquish	78/5			8	435i Gran Coupe		92/12		11	X5 xDrive35i				26
Vantage GT				6	435i xDrive				9	X5 xDrive40e				34
<b>AUDI</b>														
A3		86/12		8,29	435i xDrive Coupe	90/11			11	X5 xDrive50i				26
A3 Cabriolet	79/10			8	435i xDrive Gran Coupe	92/12			11	X6 M				26
A3 Cabriolet quattro	79/10			8	528i	102/14			14	X6 sDrive35i				25
A3 quattro		86/10		9	528i xDrive	102/14			14	X6 xDrive35i				26
A4		91/12		10	535d	102/14		14,29	14,29	Z4 sDrive28i				6
A4 quattro		91/12		10,38	535d xDrive	102/14		14,29	14,29	Z4 sDrive35i				6
A5 Cabriolet quattro	81/10			9,38	535i	102/14			14	Z4 sDrive35is				6
A5 quattro	84/12			9,38	535i Gran Turismo	112/10			17	<b>BUGATTI</b>				
A6	98/16			13	535i xDrive	102/14			14	Veyron				
A6 quattro	98/16			13,29	535i xDrive Gran Turismo	112/10			14	6				
A7 quattro		94/25		13,29	550i	102/14			14	<b>BUICK</b>				
A8	100/15			13	550i Gran Turismo	112/10			17	Enclave AWD				
A8 L	107/15			16,29	550i xDrive	102/14			14	Enclave FWD				
allroad quattro	90/28			18,39	550i xDrive Gran Turismo	112/10			17	Encore				
Q3		84/17		10	640i Convertible	88/11			9	Encore AWD				
Q3 quattro		84/17		10	640i Coupe	87/13			9	LaCrosse				
Q5				23,29,40	640i Gran Coupe	97/12			11	LaCrosse AWD				
Q5 Hybrid				23,37	640i xDrive				9	LaCrosse eAssist				
Q7				26,30	640i xDrive Coupe	87/13			9	Regal				
R8				6	650i Convertible	88/11			9	Regal AWD				
R8 Spyder				6	650i Coupe	87/13			9	Regal eAssist				
RS 5	84/13			9	650i Gran Coupe	97/12			11	Verano				
RS 5 Cabriolet	81/10			9	650i xDrive				9	11				
RS 7		94/25		13	650i xDrive Coupe	88/11			9	<b>CADILLAC</b>				
S3		86/10		9	650i xDrive Gran Coupe	97/12			11	ATS				
S4		90/13		10	740i	107/14			17	ATS AWD				
S5	84/13			9	740Ld xDrive	115/14		17,29	17,29	CTS				
S5 Cabriolet	81/10			9	740Li	115/14			17	CTS Sedan				
S6	98/16			13	740Li xDrive	115/14			17	CTS Sedan AWD				
S7		94/25		13	750i	107/14			17	ELR				
S8	100/15			13	750i xDrive	107/14			17	Escalade 2WD				
SQ5				23	750Li	115/14			17	Escalade 4WD				
TT Coupe quattro	74/13			9	750Li xDrive	115/14			17	Escalade ESV 2WD				
TT Roadster quattro				6	760Li	115/14			17	Escalade ESV 4WD				
<b>BENTLEY</b>														
Continental GT	89/11			10,38	ActiveHybrid 3	96/10			11,36	SRX				
Continental GT					ActiveHybrid 5	102/10			14,36	SRX AWD				
Convertible	86/7			9,38	ActiveHybrid 7L	115/10			17,37	XTS				
Continental GT3-R				6	Alpina B6 Gran Coupe				9	XTS AWD				
Flying Spur	102/13			13,38	Alpina B6 Gran Coupe xDrive	97/12			11	XTS Hearse				
Mulsanne	101/11			13	Alpina B7 LWB	115/14			17	XTS Limo				
<b>BMW</b>														
228i	90/10			9	Alpina B7 LWB xDrive	115/14			17	Camaro				
228i Convertible	82/10			9	Alpina B7 SWB	107/14			17	Camaro				
228i xDrive	89/10			9	Alpina B7 SWB xDrive	107/14			17	Captiva FWD				
228i xDrive Convertible	82/10			9	i3 BEV	84/15		5,9,31	5,9,31	City Express Cargo Van				
320i		96/13		10	i3 REX	84/15			9,33	Colorado 2WD				
320i xDrive		96/13		10	M235i	89/10			9	Colorado 4WD				
328d		96/13		10,29	M235i Convertible	82/10			9	Colorado Cab Chassis 2WD				
328d xDrive		96/13		11,29	M235i xDrive	89/10			9	Corvette				
328d xDrive Sports Wagon	97/28			19,29	M3		96/12		11	Cruze				
328i	96/13			11	M4 Convertible	91/9			9	Cruze Eco				
					M4 Coupe	90/11			11	Equinox AWD				
					M5		102/14		14	Equinox FWD				
										Express 2500 2WD Conversion Cargo				
										Express 2500 2WD Passenger				
										Express 3500 2WD Passenger				
										Impala				
										Impala Bi-Fuel (CNG)				
										Impala Limited				

## Interior Volume (cu.ft.)

## Passenger / Cargo

	2dr	4dr	Hatch	Pg
Malibu		100/16		14
Silverado C15 2WD				20,39
Silverado C15 Cab Chassis 2WD				21,40
Silverado K15 4WD				20,39
Silverado K15 Cab Chassis 4WD				21,40
Sonic		91/12		11
Sonic 5			91/19	14
Sonic 5 RS		91/19		14
Sonic RS		91/12		11
Spark		86/11		9
Spark EV		86/11		9,31
SS		112/17		17
Suburban C1500 2WD				25,41
Suburban K1500 4WD				26,41
Tahoe C1500 2WD				25,41
Tahoe K1500 4WD				26,41
Traverse AWD				26
Traverse FWD				25
Trax				22
Trax AWD				24
Volt			90/18	11,33
<b>CHRYSLER</b>				
200		101/16		14,38
200 AWD		101/16		14,38
300		106/16		17,39
300 AWD		106/16		17,39
Town and Country				21,40
<b>DODGE</b>				
Challenger		94/16		14
Challenger SRT8		94/16		14
Charger		105/16		17,39
Charger AWD		105/16		17,39
Charger SRT8		105/16		17
Dart			97/13	14,38
Dart Aero			97/13	14
Dart GT			97/13	14
Durango AWD				26,41
Durango RWD				25,41
Grand Caravan				21,40
Journey AWD				24
Journey FWD				22,40
Viper SRT				6
<b>FERRARI</b>				
458 Italia				6
458 Speciale				6
458 Speciale Spider				6
458 Spider				6
California T		75/7		8
F12				7
FF			90/22	14
<b>FIAT</b>				
500			76/7	8
500 Abarth			76/7	8
500 L		99/22		19
500e			72/7	5,8,31
<b>FORD</b>				
C-MAX Energi Plug-in Hybrid		100/19		15,34
C-MAX Hybrid FWD		100/24		5,17,37
Edge AWD				24
Edge FWD				22
Escape AWD				24
Escape FWD				22
Expedition 2WD				25
Expedition 4WD				26
Expedition EL 2WD				25
Expedition EL 4WD				26
Explorer 2WD FFV				26,41
Explorer AWD				26
Explorer AWD FFV				27,41
Explorer FWD				26
F150 Pickup 2WD				20
F150 Pickup 2WD FFV				20,39
F150 Pickup 4WD				20
F150 Pickup 4WD FFV				20,39

## Interior Volume (cu.ft.)

## Passenger / Cargo

	2dr	4dr	Hatch	Pg
Fiesta FWD		85/12	85/15	9
Fiesta SFE FWD		85/12	85/15	5,9
Fiesta ST FWD			85/15	11
Flex AWD				27
Flex FWD				26
Focus Electric			90/14	11,31
Focus FWD		90/13	90/23	11
Focus FWD FFV		90/13	90/23	11,38
Focus SFE FWD		90/13	90/23	11
Fusion AWD		100/16		15
Fusion Energi Plug-in Hybrid		103/8		15,34
Fusion FWD		100/16		15
Fusion Hybrid FWD		101/16		15,36
Mustang		83/13		9
Mustang Convertible		81/9		9
Taurus AWD		102/20		17
Taurus AWD FFV		102/20		17,39
Taurus FWD		102/20		17
Taurus FWD FFV		102/20		17,39
Transit Connect Van 2WD				21
Transit Connect Wagon FWD				21
Transit Connect Wagon LWB FWD				21
Transit T150 Wagon				5,21
Transit T150 Wagon FFV				5,21,40
<b>GMC</b>				
Acadia AWD				27
Acadia FWD				26
Canyon 2WD				5,19
Canyon 4WD				20
Canyon Cab Chassis 2WD				21
Savana 2500 2WD (Passenger)				21,40
Savana 2500 2WD Conversion (cargo)				5,21,40
Savana 3500 2WD (Passenger)				21,40
Sierra C15 2WD				20,39
Sierra C15 Cab Chassis 2WD				21,40
Sierra K15 4WD				20,39
Sierra K15 Cab Chassis 4WD				21,40
Terrain AWD				24
Terrain FWD		100/28		22,40
Yukon C1500 2WD				26,41
Yukon C1500 XL 2WD				26,41
Yukon K1500 4WD				27,41
Yukon K1500 XL 4WD				27,41
<b>HONDA</b>				
Accord		92/14	103/16	15
Accord Hybrid		92/14	103/16	15,36
Civic		83/12	95/12	11
Civic HF			95/12	11
Civic Hybrid			95/11	11,36
Civic Natural Gas			95/6	12,35
CR-V 2WD				22
CR-V 4WD				24
CR-Z				5,7,36
Crosstour 2WD				22
Crosstour 4WD				24
Fit		96/17		5,19
Odyssey				22
Pilot 2WD				22
Pilot 4WD				24
<b>HYUNDAI</b>				
Accent		90/14	90/19	12
Azera		106/16		17
Azera Limited		106/16		17
Elantra		96/15		15
Elantra Coupe		95/15		15
Elantra GT			96/23	15
Elantra Limited		96/15		15
Equus		111/16		17
Genesis AWD		108/15		17
Genesis Coupe		89/10		9
Genesis RWD		108/15		17
Santa Fe AWD				24
Santa Fe FWD				22
Santa Fe Sport AWD				24

## Interior Volume (cu.ft.)

## Passenger / Cargo

	2dr	4dr	Hatch	Pg
Santa Fe Sport FWD				22
Santa Fe Sport Ultimate FWD				22
Santa Fe Ultimate AWD				24
Santa Fe Ultimate FWD				22
Sonata		106/16		17
Sonata Hybrid		104/12		15,36
Sonata Hybrid Limited		104/12		15,36
Sonata Limited		106/16		17
Sonata Sport Limited		106/16		18
Tucson 2WD				22
Tucson AWD				24
Tucson Fuel Cell				22,35
Veloster		90/16		12
<b>INFINITI</b>				
Q40		99/14		15
Q40 AWD		99/14		15
Q50		100/14		15
Q50 AWD		100/14		15
Q50 Hybrid		100/9		12,36
Q50 Hybrid AWD		100/9		12,36
Q50a		102/14		15
Q50a AWD		102/14		15
Q50S Hybrid		100/9		12,36
Q50S Hybrid AWD		100/9		12,36
Q60		85/7		10
Q60 AWD		85/7		10
Q60 Convertible		78/10		10
Q70		104/15		15
Q70 AWD		104/15		15
Q70 Hybrid		104/11		15,36
QX50		92/19		19
QX50 AWD		92/19		19
QX60 AWD				24
QX60 FWD				22
QX60 Hybrid AWD				27,37
QX60 Hybrid FWD				26,37
QX70 AWD				24
QX70 RWD				22
QX80 2WD				26
QX80 4WD				27
QX80 4WD (over 6000 lbs curb weight)				27
<b>JAGUAR</b>				
F-Type Convertible				7
F-Type Coupe				7
F-Type R Coupe				7
F-Type S Convertible				7
F-Type S Coupe				7
F-Type V8 S Convertible				7
XF		95/18		15
XF AWD		95/18		15
XF FFV		95/18		15,38
XJ		102/18		18
XJ AWD		102/18		18
XJ FFV		102/18		18,39
XJL		109/18		18
XJL AWD		109/18		18
XJL FFV		109/18		18,39
XK		74/10		8
XK Convertible		74/10		8
<b>JEEP</b>				
Cherokee 4WD				24,40
Cherokee 4WD Active Drive II				24
Cherokee FWD				22,40
Cherokee Trailhawk 4WD				24
Compass 4WD				24
Compass FWD				23
Grand Cherokee 2WD				26,29,41
Grand Cherokee 4WD				27,30,41
Grand Cherokee SRT8 4WD				27
Patriot 4WD				24
Patriot FWD				23
Renegade 2WD				23,40
Renegade 4WD				24
Wrangler 4WD				24
Wrangler Unlimited 4WD				24

## Interior Volume (cu.ft.)

## Passenger / Cargo

	2dr	4dr	Hatch	Pg
<b>KIA</b>				
Cadenza		106/15		18
Forte		96/14		15
Forte 5			98/23	18
Forte Koup	92/13			12
K900		110/16		18
Optima		102/15		15
Optima Hybrid		102/11		15,36
Optima Hybrid EX		102/11		15,36
Rio		88/14	89/15	12
Rio Eco		88/14	89/15	12
Sedona				22
Sedona SX				22
Sedona SXL				22
Sorento AWD				24
Sorento FWD				23
Soul		101/24		19
Soul ECO dynamics		101/24		19
Soul Electric		97/19		5,19,32
Sportage AWD				24
Sportage FWD				23
Sportage SX AWD				24
Sportage SX FWD				23
<b>LAMBORGHINI</b>				
Aventador Coupe				7
Aventador Roadster				7
Huracan				7
Veneno Roadster				7
<b>LAND ROVER</b>				
Discovery Sport				27
LR2				24
LR4				27
Range Rover				27
Range Rover Evoque				24
Range Rover FFV				27,41
Range Rover L FFV				27,41
Range Rover LWB				27
Range Rover Sport				27
Range Rover Sport FFV				27,41
<b>LEXUS</b>				
CT 200h			86/14	12,36
ES 300h		100/12		15,36
ES 350		100/15		15
GS 350		99/14		15
GS 350 AWD		99/14		15
GS 450h		99/13		15,36
GX 460				27
IS 250		90/11		12
IS 250 AWD		90/11		12
IS 250 C	77/11			10
IS 350		90/11		12
IS 350 AWD		90/11		12
IS 350 C	77/11			10
LS 460		103/14		15
LS 460 AWD		103/14		15
LS 460 L		102/14		15
LS 460 L AWD		102/14		15
LS 600h L		102/10		15,36
LX 570				27
NX 200t				23
NX 200t AWD				24
NX 200t AWD F Sport				24
NX 300h				5,23,37
NX 300h AWD				24,37
RC 350	84/10			10
RC 350 AWD	84/10			10
RC F	79/10			10
RX 350				23
RX 350 AWD				24
RX 450h				23,37
RX 450h AWD				24,37
<b>LINCOLN</b>				
MKC AWD				24
MKC FWD				23
MKS AWD		105/18		18

## Interior Volume (cu.ft.)

## Passenger / Cargo

	2dr	4dr	Hatch	Pg
MKS FWD		105/18		18
MKT AWD				27
MKT FWD				26
MKT Livery AWD				21
MKT Livery FWD				21
MKX AWD				24
MKX FWD				23
MKZ AWD		99/16		15
MKZ FWD		99/16		15
MKZ Hybrid FWD		99/12		15,36
Navigator				26
Navigator 2WD				27
Navigator 4WD				27
Navigator L 2WD				26
Navigator L 4WD				27
<b>MASERATI</b>				
Ghibli V6		108/10		16
Ghibli V6 SQ4		108/10		16
GranTurismo		86/6		10
GranTurismo				
Convertible		85/5		10
Quattroporte GTS		114/19		18
Quattroporte SQ4 V6		114/19		18
<b>MAZDA</b>				
3 4-Door		96/12		12
3 5-Door			96/22	16
5				5,22
6		100/15		16
CX-5 2WD				23
CX-5 4WD				25
CX-9 2WD				23
CX-9 4WD				25
MX-5				7
<b>MCLAREN AUTOMOTIVE</b>				
650S Coupe				7
650S Spider				7
P1				7,33
<b>MERCEDES-BENZ</b>				
AMG C63		92/13		12
AMG C63 S		92/13		12
B-Class Electric Drive		90/22		16,31
C250 Coupe		81/12		10
C300		90/13		12
C300 4matic		90/13		12
C350 4matic Coupe		81/12		10
C350 Coupe		81/12		10
C400 4matic		90/13		12
C63 AMG Coupe		81/12		10
CLA250		88/13		12
CLA250 4matic		88/13		12,38
CLA45 AMG 4matic	88/13			12
CLS400		92/11		12
CLS400 4matic		92/11		12
CLS550		92/11		12
CLS550 4matic		92/11		12
CLS63 AMG S 4matic		92/11		12
E250 Bluetec		98/13		16,29
E250 Bluetec 4matic		98/13		16,29
E350		98/13		16,38
E350 4matic		98/13		16,38
E350 4matic (wagon)		100/36		19
E350 Convertible		80/6		10
E350 Coupe		81/11		10
E400		98/13		16
E400 4matic		98/13		16
E400 4matic (station wagon)		100/36		19
E400 4matic Coupe		81/11		10
E400 Convertible		80/6		10
E400 Coupe		81/11		10
E400 Hybrid		98/13		16,36
E550 Convertible		80/6		10
E550 Coupe		81/11		10
E63 AMG 4matic		98/13		16
E63 AMG S 4matic		98/13		16
E63 AMG S 4matic (wagon)		100/36		19
G550				27

## Interior Volume (cu.ft.)

## Passenger / Cargo

	2dr	4dr	Hatch	Pg
G63 AMG				27
GL350 Bluetec 4matic				27,30
GL450 4matic				27
GL550 4matic				27
GL63 AMG				27
GLA250		91/42		23
GLA250 4matic				25,41
GLA45 AMG 4matic		91/42		19
GLK250 Bluetec 4matic				25,29
GLK350				23
GLK350 4matic				25
ML250 Bluetec 4matic				27,30
ML350				26
ML350 4matic				27,41
ML400 4matic				27
ML63 AMG				27
S550		112/12		18
S550 4matic		112/12		18
S550 4matic Coupe	90/10			12
S550e		112/9		18,34
S600		112/12		18
S63 AMG 4matic		112/12		18
S63 AMG 4matic Coupe	90/10			12
S65 AMG		112/12		18
S65 AMG Coupe	91/10			12
SL400				7
SL550				7
SL63 AMG				7
SL65 AMG				7
SLK250				7
SLK350				7
SLK55 AMG				7
SLS AMG GT Coupe				7
SLS AMG GT Roadster				7
<b>MINI</b>				
Cooper (3-doors)			80/9	10
Cooper (5-doors)			84/9	10
Cooper Convertible	72/6			8
Cooper Countryman			87/16	12
Cooper Coupe				7
Cooper Paceman			87/14	12
Cooper Roadster				7
Cooper S (3-doors)			80/9	10
Cooper S (5-doors)			84/9	10
Cooper S Convertible	72/6			8
Cooper S Countryman			87/16	12
Cooper S Countryman All4			87/16	12
Cooper S Coupe				7
Cooper S Paceman			87/14	12
Cooper S Paceman All4			87/14	12
Cooper S Roadster				7
JCW Countryman All4			87/16	12
JCW Paceman All4			87/14	12
John Cooper Works				
Convertible	72/6			8
John Cooper Works Coupe				7
John Cooper Works Hardtop			80/9	10
John Cooper Works Roadster				7
<b>MINI</b>				
Lancer		93/12		12
Lancer AWD		93/12		13
Lancer Evolution		93/7		13
Mirage		86/17	86/17	13
Outlander 2WD		128/10		23
Outlander 4WD		128/10		25
Outlander Sport 2WD		97/22		23
Outlander Sport 4WD		97/22		25
<b>MOBILITY VENTURES LLC</b>				
MV-1				21
<b>NISSAN</b>				
370Z		52/7		7
370Z Roadster		52/4		7
Altima			102/15	16
Armada 2WD				26,41

## Interior Volume (cu.ft.)

## Passenger / Cargo

	2dr	4dr	Hatch	Pg
Armada 4WD				27,41
Frontier 2WD				19
Frontier 4WD				20
GT-R	79/9			10
Juke		87/10		19
Juke AWD		87/10		19
Juke Nismo RS		86/10		19
Juke Nismo RS AWD		86/10		19
Leaf			92/24	5,16,31
Murano AWD		108/39		19
Murano FWD		108/39		19
Murano Hybrid AWD				37
Murano Hybrid FWD				37
NV200 Cargo Van				21
NV200 NYC Taxi				21
Pathfinder 2WD				23
Pathfinder 4WD				25
Pathfinder 4WD Platinum				25
Pathfinder Hybrid 2WD				26,37
Pathfinder Hybrid 4WD				27,37
Quest				22
Rogue AWD				25
Rogue FWD				23
Rogue Select AWD				25
Rogue Select FWD				23
Sentra		96/15		16
Sentra FE		96/15		16
Titan 2WD				20,39
Titan 4WD				20,39
Versa		90/15	94/19	13
Xterra 2WD				23
Xterra 4WD				25
<b>PORSCHE</b>				
911 Carrera	70/5			8
911 Carrera 4	70/5			8
911 Carrera 4				8
Cabriolet	68/5			8
911 Carrera 4 GTS	70/5			8
911 Carrera 4 GTS				8
Cabriolet	68/5			8
911 Carrera 4S	70/5			8
911 Carrera 4S				8
Cabriolet	68/5			8
911 Carrera				8
Cabriolet	68/5			8
911 Carrera GTS	70/5			8
911 Carrera GTS				8
Cabriolet	68/5			8
911 Carrera S	70/5			8
911 Carrera S				8
Cabriolet	68/5			8
911 GT3				7
911 Targa 4	70/5			8
911 Targa 4S	70/5			8
911 Turbo	70/5			8
911 Turbo S	70/5			8
918 Spyder				7,33
Boxster				7
Boxster GTS				7
Boxster S				7
Cayenne Diesel				27,30
Cayenne S				27
Cayenne S e-Hybrid				27,34
Cayenne Turbo				27
Cayman				7
Cayman GTS				7
Cayman S				7
Macan S				25
Macan Turbo				25
Panamera		108/16		18
Panamera 4		108/16		18
Panamera 4S		108/16		18
Panamera 4S Executive		108/16		18
Panamera GTS		108/16		18
Panamera S		108/16		18
Panamera S E-Hybrid		108/16		18,34

## Interior Volume (cu.ft.)

## Passenger / Cargo

	2dr	4dr	Hatch	Pg
Panamera Turbo		108/16		18
Panamera Turbo Executive		108/16		18
Panamera Turbo S		108/16		18
Panamera Turbo S				18
Executive		108/16		18
<b>RAM</b>				
1500 2WD				20,29,39
1500 4WD				20,29,39
1500 HFE 2WD				5,20,29
C/V Tradesman				22,40
Promaster City				21
<b>ROLLS-ROYCE</b>				
Ghost		111/14		18
Ghost EWB		117/14		18
Phantom		113/14		18
Phantom Coupe	96/13			13
Phantom Drophead				13
Coupe	97/11			13
Phantom EWB		125/14		18
Wraith	99/13			16
<b>ROUSH PERFORMANCE</b>				
Stage 3 Mustang	98/13			16
<b>SCION</b>				
FR-S	77/7			8
iQ			74/4	5,8
tC			90/15	13
xB		101/22		19
<b>SMART</b>				
fortwo cabriolet				7
fortwo coupe				8
fortwo electric drive convertible				5,8,31
fortwo electric drive coupe				5,8,31
<b>SUBARU</b>				
BRZ	77/7			8
Forester AWD				25
Impreza AWD		97/12		13
Impreza Sport AWD		98/23		19
Impreza Wagon AWD		98/23		19
Legacy AWD		105/15		16
Outback AWD				25
WRX		97/12		13
XV Crosstrek AWD				25
XV Crosstrek Hybrid AWD				25,37
<b>TESLA</b>				
Model S (60 kW-hr battery pack)		94/26		18,32
Model S (85 kW-hr battery pack)		94/26		18,32
Model S (90 kW-hr battery pack)		94/26		18,32
Model S AWD - 70D		94/26		5,18,32
Model S AWD - 85D		94/26		18,32
Model S AWD - 90D		94/26		18,32
Model S AWD - P85D		94/26		18,32
Model S AWD - P90D		94/26		18,32
Model X (85 kWh battery pack)				32
<b>TOYOTA</b>				
4Runner 2WD				26
4Runner 4WD				27
Avalon		104/16		16
Avalon Hybrid		104/14		16,36
Camry		103/15		16
Camry Hybrid LE		103/13		16,36
Camry Hybrid XLE/SE		103/13		16,36
Corolla		98/13		16
Corolla LE Eco		98/13		16
Highlander 2WD				23
Highlander AWD				27
Highlander Hybrid AWD				5,28,37
Highlander Hybrid AWD LE Plus				5,28,37
Land Cruiser Wagon 4WD				28
Prius		94/22		5,16,36
Prius c		87/17		5,13,36
Prius Plug-in Hybrid		94/22		16,34
Prius v		97/34		5,19,37
RAV4				23
RAV4 AWD				25
RAV4 LE/XLE				23

## Interior Volume (cu.ft.)

## Passenger / Cargo

	2dr	4dr	Hatch	Pg
RAV4 Limited AWD				25
Sequoia 2WD				26
Sequoia 4WD				28
Sequoia 4WD FFV				28,41
Sienna 2WD				22
Sienna AWD				22
Tacoma 2WD				5,19
Tacoma 4WD				20
Tundra 2WD				20
Tundra 4WD				20
Tundra 4WD FFV				20,39
Venza				23
Venza 4WD				25
Yaris			85/15	13
<b>VOLKSWAGEN</b>				
Beetle			85/15	13,29
Beetle Convertible	81/7			10,29
CC		94/13		13
CC 4motion		94/13		13
e-Golf			91/17	5,13,31
Eos	77/11			10
Golf			93/16	13,29
Golf R			93/16	13
Golf SportWagen		94/30		19,29
GTI			93/16	13
Jetta		94/16		13,29
Jetta Hybrid		94/16		13,36
Passat		102/16		16,29
Tiguan				23
Tiguan 4motion				25
Touareg				28,30
Touareg Hybrid				28,37
<b>VOLVO</b>				
S60 AWD		92/14		13
S60 FWD		92/14		13
S60 PoleStar AWD		92/14		13
S80 AWD		98/15		16
S80 FWD		98/15		16
V60 AWD		92/28		19
V60 CC AWD				25
V60 CC FWD		92/28		23
V60 FWD		92/28		19
V60 PoleStar AWD		92/28		19
XC60 AWD				25
XC60 FWD		99/34		23
XC70 AWD				25
XC70 FWD		98/37		23